

2022-23 Texas Academic Performance Report (TAPR)

District Name: AUSTIN ISD

Campus Name: LBJ ECHS

Campus Number: 227901014

This page is intentionally blank.

Texas Education Agency
 2022-23 STAAR Performance (TAPR)
 LBJ ECHS (227901014) - AUSTIN ISD - TRAVIS COUNTY

5%

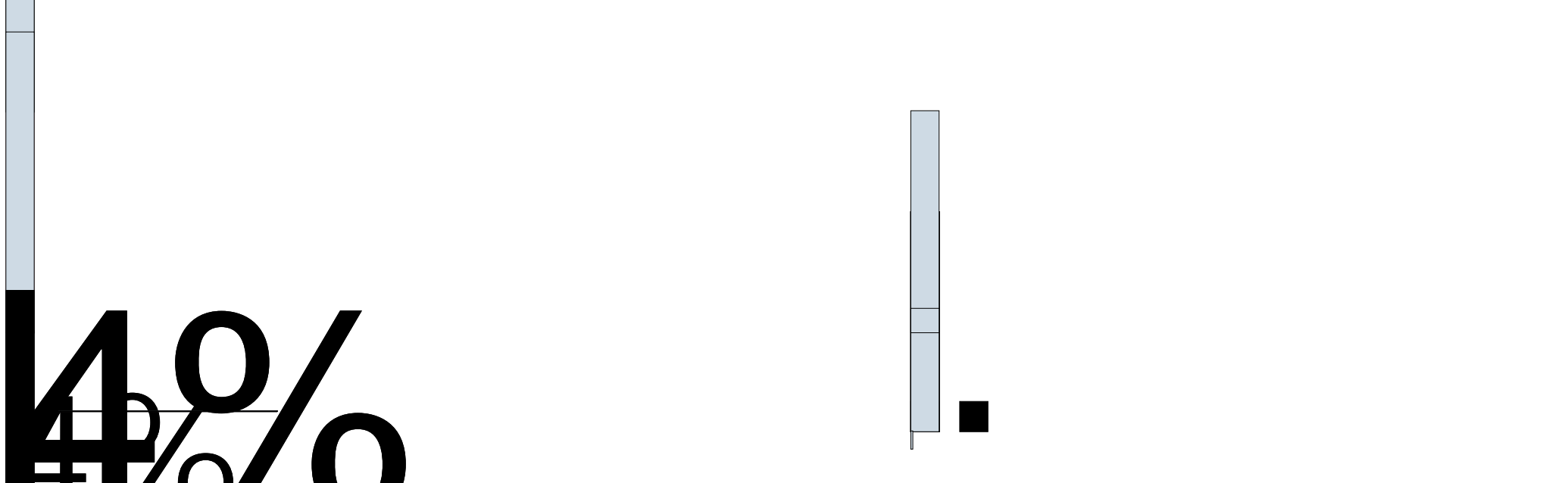
27%

	School Year	State	District	Campus	African American	Hispanic	White	American Indian	Asian	Pacific Islander	Two or More Races	Special Ed (Current)	Special Ed (Former)	Continuously Enrolled	Non-Continuously Enrolled	Econ Disadv	EB & EL (Current & Monitored)
STAAR Performance Rates by Tested Grade, Subject, and Performance Level																	
End of Course English I																	
At Approaches Grade Level or Above	2023	72%	69%	40%	45%	38%	20%	-	*	-	67%	10%	*	43%	36%	43%	39%
	2022	65%	67%	45%	35%	48%	*	-	*	-	33%	20%	*	47%	39%	44%	43%
At Meets Grade Level or Above	2023	52%	54%	16%	16%	17%	0%	-	*	-	33%	6%	*	18%	13%	17%	15%
	2022	47%	53%	28%	19%	30%	*	-	*	-	17%	9%	*	28%	25%	28%	26%
At Masters Grade Level	2023	13%	21%	1%	1%	2%	0%	-	*	-	0%	4%	*	2%	1%	2%	2%
	2022	11%	15%	3%	1%	3%	*	5%	-	*	-	17%	2%	*	2%	5%	2%
End of Course English II																	
At Approaches Grade Level or Above	2023	74%	71%	53%	51%	53%	*	-	*	-	67%	16%	*	27%	53%	51%	54%
	2022	72%	73%	51%	51%	52%	-	-	*	-	*	19%	*	54%	45%	49%	50%
At Meets Grade Level or Above	2023	54%	55%	31%	23%	35%	*	-	*	-	17%	9%	*	33%	27%	31%	26%
	2022	55%	59%	30%	31%	31%	-	-	*	-	*	16%	*	33%	25%	30%	25%
At Masters Grade Level	2023	9%	14%	2%	1%	2%	*	-	*	-	17%	3%	*	2%	1%	3%	2%
	2022	9%	14%	2%	3%	2%	-	-	*	-	*	5%	*	2%	1%	1%	1%
End of Course Algebra I																	
At Approaches Grade Level or Above	2023	79%	72%	43%	45%	42%	*	-	*	-	*	36%	*	42%	43%	43%	40%
	2022	76%	70%	44%	36%	46%	-	-	*	-	60%	41%	*	43%	44%	46%	41%
At Meets Grade Level or Above	2023	43%	39%	5%	5%	4%	*	-	*	-	*	8%	*	5%	4%	6%	4%
	2022	43%	38%	11%	9%	11%	-	-	*	-	20%	11%	*	12%	10%	11%	10%
At Masters Grade Level	2023	23%	23%	2%	3%	2%	*	-	*	-	*	8%	*	3%	1%	3%	2%
	2022	27%	24%	4%	5%	3%	-	-	*	-	20%	3%	*				

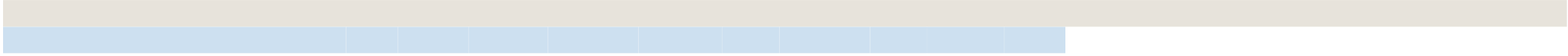
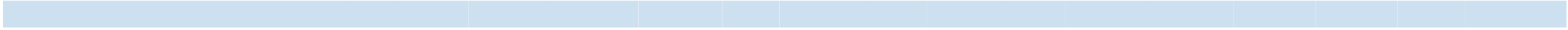
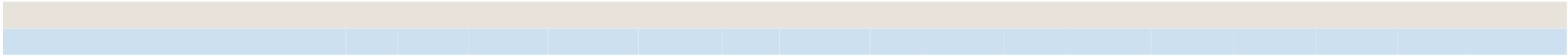
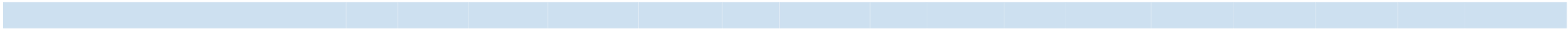

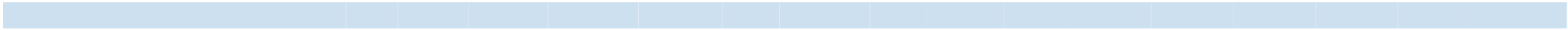
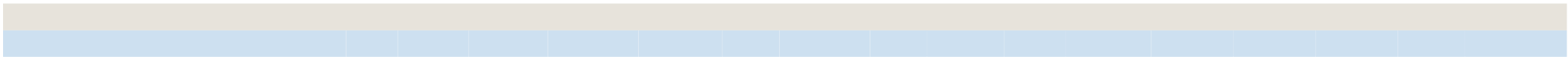

Texas Education Agency
2022-23 Bilingual Education/English as a Second Language (Current EB Students/EL) (TAPR)
LBJ ECHS (227901014) - AUSTIN ISD - TRAVIS COUNTY

School Year	State	District																		
----------------	-------	----------	--	--	--	--	--	--	--	--	--	--	--	--	--	--	--	--	--	--

	Total	Early Exit	Former EB/EL	BE/EL	ALP	ALP	ESL	ALP	EB/EL	Never	Total	Monitored & Former
	EB/EL	EB/EL	EB/EL	EB/EL	EB/EL	EB/EL	EB/EL	EB/EL	EB/EL	EB/EL	EB/EL	EB/EL
At Master's Grade Level	8%	-	-	-	-	-	11%	3%	-	21%	9%	33%
Below	12%	-	4%	19%	*	19%	10%	29%				
2020-2021	46%	-										












Texas Education Agency
 2022-23 STAAR Participation (TAPR)
 LBJ ECHS (227901014) - AUSTIN ISD - TRAVIS COUNTY

	State	District	Campus	African American	Hispanic	White	American Indian	Asian	Pacific Islander	Two or More Races	Special Ed (Current)	Special Ed (Former)	Continuously Enrolled	Non-Continuously Enrolled	Econ Disadv	EB & EL (Current & Monitored)
Not Included in Accountability: Mobile	5%	4%	3%	2%	3%	*	-	*	-	0%	2%	*	1%	7%	3%	3%
Not Included in Accountability: Other Exclusions	1%	1%	0%													

Texas Education Agency
2022-23 Attendance, Graduation, and Dropout Rates (TAPR)
LBJ ECHS (227901014) - AUSTIN ISD - TRAVIS COUNTY





Texas Education Agency
 2022-23 Attendance, Graduation, and Dropout Rates (TAPR)
 LBJ ECHS (227901014) - AUSTIN ISD - TRAVIS COUNTY

	State	District	Campus	African American	Hispanic	White	American Indian	Asian	Pacific Islander	Two or More Races	Special Ed	Econ Disadv	EB/EL
Class of 2020													
Graduated	92.2%	96.7%	93.0%	92.4%	92.9%	*	-	*	-	*	76.2%	92.2%	92.1%
Received TxCHSE	0.5%	0.3%	0.0%	0.0%	0.0%	*	-	*	-	*	0.0%	0.0%	0.0%
Continued HS	1.1%	0.4%	0.0%	0.0%	0.0%	*	-	*	-	*	0.0%	0.0%	0.0%
Dropped Out	6.2%	2.7%	7.0%	7.6%	7.1%	*	-	*	-	*	23.8%	7.8%	7.9%
Graduates and TxCHSE	92.7%	96.9%	93.0%	92.4%	92.9%	*	-	*	-	*	76.2%	92.2%	92.1%
Graduates, TxCHSE, and Continuers	93.8%	97.3%	93.0%	92.4%	92.9%	*	-	*	-	*	76.2%	92.2%	92.1%



6-Year Extended Longitudinal Rate (Gr 9-12)

Class of 2020													
Graduated	92.7%	96.8%	93.5%	93.8%	92.8%	*	-	*	-	*	80.0%	93.0%	91.9%
Received TxCHSE	0.5%												



Texas Education Agency
 2022-23 Attendance, Graduation, and Dropout Rates (TAPR)
 LBJ ECHS (227901014) - AUSTIN ISD - TRAVIS COUNTY

	State	District	Campus	African American	Hispanic	White	American Indian	Asian	Pacific Islander	Two or More Races	Special Ed	Econ Disadv	EB/EL
Class of 2022	88.0%	92.2%	98.8%	96.7%	100.0%	*	-						





Texas Education Agency
 2022-23 Graduation Profile (TAPR)
 LBJ ECHS (227901014) - AUSTIN ISD - TRAVIS COUNTY

	Campus Count	Campus Percent	District Count	State Count
Graduates€(2021-22 Annual Graduates)				
Total Graduates	171	100.0%	4,605	368,686
By Ethnicity:				
African American	61	35.7%	306	45,227
Hispanic	102	59.6%	2,336	191,125
White	2	1.2%	1,567	103,171
American Indian	0	0.0%	7	1,159
Asian	0	0.0%	228	18,794
Pacific Islander	0	0.0%	5	569
Two or More Races	6	3.5%	156	8,641
By Graduation Type:				
Minimum H.S. Program	0	0.0%	1	433
Recommended H.S. Program/Distinguished Achievement Program	0	0.0%	1	134
Foundation H.S. Program (No Endorsement)	2	1.2%	475	51,023
Foundation H.S. Program (Endorsement)	9	5.3%	84	14,179
Foundation H.S. Program (DLA)	160	93.6%	4,044	302,917
Special Education Graduates				
Special Education Graduates	29	17.0%	471	32,447
Economically Disadvantaged Graduates	127	74.3%	1,881	194,571
Emergent Bilingual (EB)/English Learner (EL) Graduates	55	32.2%	644	40,398
At-Risk Graduates	115	67.3%	1,743	159,689
CTE Completers	115	67.3%	1,260	107,502








Texas Education Agency
2022-23 CCMR-Related Indicators (TAPR)
LBJ ECHS (227901014) - AUSTIN ISD - TRAVIS COUNTY



Texas Education Agency
2022-23 CCMR-Related Indicators (TAPR)
LBJ ECHS (227901014) - AUSTIN ISD - TRAVIS COUNTY

	Academic Year	State	District	Campus	African American	Hispanic	White	American Indian	Asian	Pacific Islander	Two or			
--	---------------	-------	----------	--------	------------------	----------	-------	-----------------	-------	------------------	--------	--	--	--



Texas Education Agency
 2022-23 Other Postsecondary Indicators (TAPR)
 LBJ ECHS (227901014) - AUSTIN ISD - TRAVIS COUNTY

	Academic Year	State	District	Campus	African American	Hispanic	White	American Indian	Asian	Pacific Islander	Two or More Races	Special Ed	Econ Disadv	EB/EL
Advanced/Dual-Credit	Course Completion (Grades 9-12)													
Any Subject	2021-22	44.2%	50.5%	39.0%	36.1%	40.3%	22.2%	-	*	-	43.8%	16.1%	37.2%	30.9%
	2020-21	42.5%	49.3%	42.0%	42.4%	41.3%	70.0%	*	60.0%	-	33.3%	12.9%	38.5%	26.0%
English/Language Arts														

42.0%



Texas Education Agency
2022-23 Staff Information (TAPR)
 LBJ ECHS (227901014) - AUSTIN ISD - TRAVIS COUNTY

Staff Information	----- Campus -----		District	State
	Count/Average	Percent		
Total Staff	67.6	100.0%	100.0%	100.0%
Professional Staff:	59.6	88.2%	61.5%	64.1%
Teachers	59.6	88.2%	61.5%	64.1%
Professional Support	7.2	10.6%	9.4%	10.9%
Campus Administration (School Leadership)	3.0	4.4%	3.3%	3.3%
Educational Aides:	8.0	11.8%	11.3%	11.3%
Librarians and Counselors (Headcount):				
Full-time Librarians	1.0	n/a	76.0	4,258.0
Part-time Librarians	0.0	n/a	26.0	646.0
Full-time Counselors	2.0	n/a	184.0	13,815.0
Part-time Counselors	0.0	n/a	7.0	1,240.0
Total Minority Staff:	50.0	74.0%	60.0%	53.2%
Teachers by Ethnicity				

Te0.14 13.1 re B* []0 d 1 J 1 j 0.000 0.000 0.000 rg 0* []0 d 1 J 1 j []0 d 0 J 0 j 199.29 320.4 J 1 j B .09 Tf Td (Teachers) % ET 48.3% 3 909% 243.36 310.4 []0 4 1 Je B* []0 d 1 J 1 j []0 d 0 J 0 j

Texas Education Agency
 2022-23 Staff Information (TAPR)
 LBJ ECHS (227901014) - AUSTIN ISD - TRAVIS COUNTY

Staff Information	----- Campus -----		District	State
	Count/Average	Percent		
Number of Students per Teacher	15.5	n/a	16.5	14.8

Staff Information	Campus	District	State
Experience of Campus Leadership:			
Average Years Experience of Principals	8.0	5.4	6.1
Average Years Experience of Principals with District	2.0	5.1	5.3
Average Years Experience of Assistant Principals	3.0		

Texas Education Agency
2022-23 Staff Information (TAPR)
LBJ ECHS (227901014) - AUSTIN ISD - TRAVIS COUNTY

- Indicates there is no data for the item.
- * Indicates results are masked due to small numbers.
- ** When only one student disability or assessment group is masked, then the second smallest student disability or assessment group is masked regardless of size.
- n/a Indicates data reporting is not applicable for this group.
- ?