


2022-23 Texas Academic Performance Report (TAPR)


District Name: AUSTIN ISD

Campus Name: CROCKETT ECHS

Campus Number: 227901008

This page is intentionally blank.





Texas Education Agency
2022-23 STAAR Performance (TAPR)
CROCKETT ECHS (227901008) - AUSTIN ISD - TRAVIS COUNTY

School Year	State	District	Campus	African American	Hispanic														
-------------	-------	----------	--------	------------------	----------	--	--	--	--	--	--	--	--	--	--	--	--	--	--

Texas Education Agency
2022-23 Progress (TAPR)
CROCKETT ECHS (227901008) - AUSTIN ISD - TRAVIS COUNTY

		District	Campus	African American	Hispanic	White	American Indian	Asian	Pacific Islander	Two or More Races	Special Ed (Current)	Campus					
--	--	----------	--------	------------------	----------	-------	-----------------	-------	------------------	-------------------	----------------------	--------	--	--	--	--	--



Texas Education Agency
 2022-23 Graduation Profile (TAPR)
 CROCKETT ECHS (227901008) - AUSTIN ISD - TRAVIS COUNTY

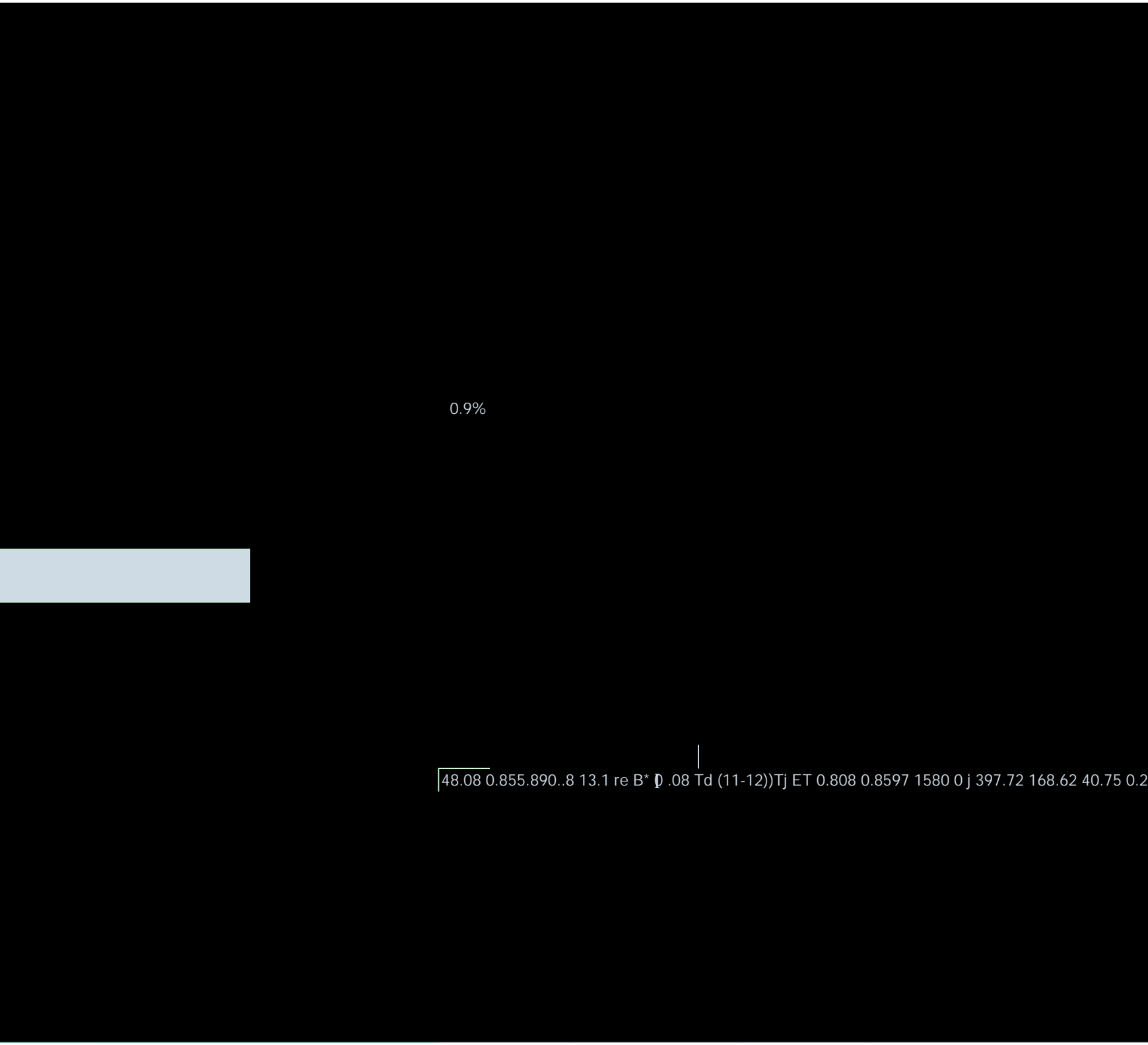
	Campus Count	Campus Percent	District Count	State Count
Graduates(2021-22 Annual Graduates)				
Total Graduates	326	100.0%	4,605	368,686
By Ethnicity:				
African American	23	7.1%	306	45,227
Hispanic	217	66.6%	2,336	191,125
White	68	20.9%	1,567	103,171
American Indian	0	0.0%	7	1,159
Asian	7	2.1%	228	18,794
Pacific Islander	0	0.0%	5	569
Two or More Races	11	3.4%	156	8,641
By Graduation Type:				



Texas Education Agency
 2022-23 College, Career, and Military Readiness (CCMR) (TAPR)
 CROCKETT ECHS (227901008) - AUSTIN ISD - TRAVIS COUNTY

Academic Year	State	District	Campus	African American	Hispanic	White	American Indian	Asian	Pacific Islander	Two or More Races	Special Ed	Econ Disadv	EB/EL
2020-21	18.4%	8.7%	7.4%	13.3%	7.4%	4.8%							





0.9%


Econ Disadv	EB/EL
47.1%	18.2%
40.8%	20.4%
36.0%	13.6%
38.5%	14.3%
32.3%	9.1%
25.9%	6.1%
28.0%	43.2%
33.3%	55.1%
20.1%	29.5%
20.7%	32.7%
12.7%	22.7%
12.6%	22.4%
5.0%	5.8%
1.7%	0.9%
1.6%	2.5%
0.5%	0.0%
2.7%	2.5%
0.2%	0.0%
0.7%	1.7%
1.0%	0.9%
0.2%	0.0%
0.0%	0.0%
18.2%	28.6%

48.08 0.855.890..8 13.1 re B* D .08 Td (11-12))Tj ET 0.808 0.8597 1580 0 j 397.72 168.62 40.75 0.2

97 1587 158

Texas Education Agency
2022-23 CCMR-Related Indicators (TAPR)
CROCKETT ECHS (227901008) - AUSTIN ISD - TRAVIS COUNTY

Academic



Count			
134			
4	0.2%		
26	1.6%		
37	2.3%		
1	0.1%	0.0%	
1,608	100.0%	48.5%	
3	0.2%	0.2%	
978	60.8%	46.9%	53.5%
357	22.2%	3re B*	0 d n 0.14 w D



Texas Education Agency
 2022-23 Student Information (TAPR)
 CROCKETT ECHS (227901008) - AUSTIN ISD - TRAVIS COUNTY

Student Information	--Non-Special Education Rates--			---Special Education Rates---		
	Campus	District	State	Campus	District	State
Retention Rates by Grade:						
Kindergarten	-	0.7%	1.5%	-	2.4%	4.5%
Grade 1	-	1.0%	2.5%	-	1.4%	3.6%
Grade 2	-	1.0%	1.6%	-	2.1%	2.0%
Grade 3	-	0.3%	0.8%	-	0.7%	0.9%
Grade 4	-	0.2%	0.5%	-	0.3%	0.5%
Grade 5	-	0.1%	0.3%	-	0.4%	0.4%
Grade 6	-	0.2%	0.3%	-	0.7%	0.4%
Grade 7	-	0.2%	0.4%	-	0.0%	0.5%
Grade 8	-	0.1%	0.4%	-	0.7%	0.5%
Grade 9	1.4%	3.0%	8.7%	1.1%	5.3%	12.6%

Class Size Averages by Grade and Subject
 (Derived from teacher responsibility records):

Class Size Information	Campus	District	State
Elementary:			
Kindergarten	-	18.6	18.7
Grade 1	-	18.7	19.1
Grade 2	-	18.4	19.1
Grade 3	-	18.0	19.3
Grade 4	-	18.5	19.4
Grade 5	-	21.2	20.8
Grade 6	-	20.3	19.2
Secondary:			
English/Language Arts	18.5	17.1	16.2
Foreign Languages	25.2	20.0	18.8
Mathematics	19.8	18.5	17.5
Science	25.1	20.5	18.5
Social Studies	20.9	20.4	18.9

Texas Education Agency
2022-23 Staff Information (TAPR)
CROCKETT ECHS (227901008) - AUSTIN ISD - TRAVIS COUNTY

	----- Campus -----	
Staff Information	Count/Average	Percent District

Texas Education Agency
2022-23 Staff Information (TAPR)
CROCKETT ECHS (227901008) - AUSTIN ISD - TRAVIS COUNTY

- Indicates there is no data for the item.
- * Indicates results are masked due to small numbers.
- ** When only one student disability or assessment group is masked, then the second smallest student disability or assessment group is masked regardless of size.
- n/a Indicates data reporting is not applicable for this group.
- ? Indicates that the data for this item were statistically improbable or were reported outside a reasonable range.

Link to: [PEIMS Financial Standard Reports 2021-22 Financial Actual Report](#)

(To open link in a new window, press the "Ctrl" key and click on the link.)