


2022-23 Texas Academic Performance Report (TAPR)

District Name: AUSTIN ISD

Campus Name: TRAVIS EARLY COLLEGE H S

Campus Number: 227901007



This page is intentionally blank.






Texas Education Agency
 2022-23 Progress (TAPR)
 TRAVIS EARLY COLLEGE H S (227901007) - AUSTIN ISD - TRAVIS COUNTY

	School Year	State	District	Campus	African American	Hispanic	White	American Indian	Asian	Pacific Islander	Two or More Races	Special Ed (Current)	Special Ed (Former)	Continuously Enrolled	Non-Continuously Enrolled	Econ Disadv	EB/EL (Current & Monitored)
School Progress - Annual Growth by Grade and Subject																	
End of Course English I	2023	57%	61%	33%	23%	35%	38%	-	*	-	*	27%	*	36%	25%	34%	32%
End of Course English II	2023	74%	72%	56%	56%	55%	90%	*	25%	-	*	52%	*	61%	41%	54%	42%
End of Course Algebra I	2023	76%	75%	42%	44%	41%	50%	-	*	-	*	54%	*				



Texas Education Agency
2022-23 Bilingual Education/English as a Second Language (Current EB Students/EL) (TAPR)
TRAVIS EARLY COLLEGE H S (227901007) - AUSTIN ISD - TRAVIS COUNTY





Texas Education Agency
2022-23 STAAR Participation (TAPR)
TRAVIS EARLY COLLEGE H S (227901007) - AUSTIN ISD - TRAVIS COUNTY

Texas Education Agency
2022-23 Attendance, Graduation, and Dropout Rates (TAPR)
TRAVIS EARLY COLLEGE H S (227901007) - AUSTIN ISD - TRAVIS COUNTY

Texas Education Agency
 2022-23 Attendance, Graduation, and Dropout Rates (TAPR)
 TRAVIS EARLY COLLEGE H S (227901007) - AUSTIN ISD - TRAVIS COUNTY

	State	District	Campus	African American	Hispanic	White	American Indian	Asian	Pacific Islander	Two or More Races	Special Ed	Econ Disadv	EB/EL
											0%	95.4%	95.0%
Graduated	72.2%	70.7%	70.0%	100.0%	74.7%	100.0%	-						



Texas Education Agency
2022-23 Graduation Profile (TAPR)
TRAVIS EARLY COLLEGE H S (227901007) - AUSTIN ISD - TRAVIS COUNTY



Texas Education Agency
 2022-23 College, Career, and Military Readiness (CCMR) (TAPR)
 TRAVIS EARLY COLLEGE H S (227901007) - AUSTIN ISD - TRAVIS COUNTY

Academic Year	State	District	Campus	African American	Hispanic	White	American Indian	Asian	Pacific Islander	Two or More Races	Special Ed	Econ Disadv	EB/EL
College, Career, and Military Ready Graduates (Student Achievement)													
College, Career, or Military Ready (Annual Graduates)													
2021-22	70.0%	77.1%	95.5%	89.5%	96.3%	100.0%	*	*	*	*	88.2%	94.7%	96.5%
2020-21	65.2%	80.4%	86.4%	88.9%	86.8%	71.4%	-	100.0%	-	*	100.0%	85.5%	89.1%
College Ready Graduates													
College Ready (Annual Graduates)													
2021-22	52.9%	71.1%	91.1%	78.9%	92.0%	100.0%	*	*	*	*	58.8%	89.3%	89.4%
2020-21	52.7%	74.0%	75.1%	55.6%	77.0%	71.4%	-	100.0%	-	*	22.6%	73.5%	76.4%
TSI Criteria Graduates in English Language Arts (Annual Graduates)													
2021-22	57.1%	77.6%	92.4%	84.2%	93.1%	100.0%	*	*	*	*	64.7%	90.9%	91.8%
2020-21	56.1%	80.4%	77.5%	61.1%	79.3%	71.4%	-	100.0%	-	*	22.6%	76.5%	78.2%
TSI Criteria Graduates in Mathematics (Annual Graduates)													
2021-22	48.2%	68.6%	89.7%	73.7%	90.4%	100.0%	*	*	*	*	58.8%	87.7%	91.8%
2020-21	45.7%	73.0%	78.9%	61.1%	81.0%	71.4%	-	100.0%	-	*	35.5%	78.3%	87.3%
TSI Criteria Graduates in Both Subjects (Annual Graduates)													
2021-22	42.2%	63.8%	87.9%	73.7%	88.8%	100.0%	*	*	*	*	58.8%	85.6%	89.4%
2020-21	40.4%	68.0%	67.6%	50.0%	69.5%	57.1%							

Texas Education Agency
 2022-23 College, Career, and Military Readiness (CCMR) (TAPR)
 TRAVIS EARLY COLLEGE H S (227901007) - AUSTIN ISD - TRAVIS COUNTY

Academic Year	State	District	Campus	African American	Hispanic	White	American Indian	Asian	Pacific Islander	Two or More Races	Special Ed	Econ Disadv	EB/EL
2020-21	18.4%	8.7%	1.4%	0.0%	1.7%	0.0%	-	0.0%	-	*	0.0%	0.6%	0.0%
Graduates with Level I or Level II Certificate (Annual Graduates)													
2021-22	0.7%	1.1%	3.1%	0.0%	3.2%	11.1%	*	*	*	*	0.0%	3.2%	3.5%
2020-21	0.7%	0.5%	0.0%	0.0%	0.0%	0.0%	-	0.0%	-	*	0.0%	0.0%	0.0%
Graduate with Completed IEP and Workforce Readiness (Annual Graduates)													
2021-22	2.5%	2.7%	4.9%	10.5%	4.8%	0.0%	*	*	*	*	32.4%	5.9%	7.1%
2020-21	2.4%	3.2%	7.0%	33.3%	4.6%	0.0%	-	0.0%	-	*	48.4%	7.8%	1.8%
Graduates Under an Advanced Diploma Plan and Identified as a Current Special Education Student (Annual Graduates)													
2021-22	5.0%	5.2%	9.8%	21.1%	9.6%	0.0%	*	*	*	*	64.7%	9.6%	10.6%
2020-21	4.4%	5.6%	14.1%	38.9%	12.6%	0.0%	-	0.0%	-	*	96.8%	15.1%	16.4%

Texas Education Agency
 2022-23 Other Postsecondary Indicators (TAPR)
 TRAVIS EARLY COLLEGE H S (227901007) - AUSTIN ISD - TRAVIS COUNTY

	Academic Year	State	District	Campus	African American	Hispanic	White	American Indian	Asian	Pacific Islander	Two or More Races	Special Ed	Econ Disadv	EB/EL
Advanced/Dual-Credit Course Completion (Grades 9-12)														
Any Subject	2021-22	44.2%	50.5%	34.6%	23.7%	35.6%	43.5%	*	30.0%	*	25.0%			



Texas Education Agency
 2022-23 Student Information (TAPR)
 TRAVIS EARLY COLLEGE H S (227901007) - AUSTIN ISD - TRAVIS COUNTY

Student Information	--Non-Special Education Rates--			---Special Education Rates---		
	Campus	District	State	Campus	District	State
Retention Rates by Grade:						
Kindergarten	-	0.7%	1.5%	-	2.4%	4.5%
Grade 1	-	1.0%	2.5%	-	1.4%	3.6%
Grade 2	-	1.0%	1.6%	-	2.1%	2.0%
Grade 3	-	0.3%	0.8%	-	0.7%	0.9%
Grade 4	-	0.2%	0.5%	-	0.3%	0.5%
Grade 5	-	0.1%	0.3%	-	0.4%	0.4%
Grade 6	-	0.2%	0.3%	-	0.7%	0.4%
Grade 7	-	0.2%	0.4%	-	0.0%	0.5%
Grade 8	-	0.1%	0.4%	-	0.7%	0.5%
Grade 9	2.1%	3.0%	8.7%	3.5%	5.3%	12.6%

Class Size Averages by Grade and Subject
 (Derived from teacher responsibility records):

Class Size Information	Campus	District	State
Elementary:			
Kindergarten	-	18.6	18.7
Grade 1	-	18.7	19.1
Grade 2	-	18.4	19.1
Grade 3	-	18.0	19.3
Grade 4	-	18.5	19.4
Grade 5	-	21.2	20.8
Grade 6	-	20.3	19.2
Secondary:			
English/Language Arts	18.4	17.1	16.2
Foreign Languages	24.2	20.0	18.8
Mathematics	19.9	18.5	17.5
Science	21.2	20.5	18.5
Social Studies	19.9	20.4	18.9

Texas Education Agency
2022-23 Staff Information (TAPR)
TRAVIS EARLY COLLEGE H S (227901007) - AUSTIN ISD - TRAVIS COUNTY

		----- Campus -----			

Texas Education Agency
 2022-23 Staff Information (TAPR)
 TRAVIS EARLY COLLEGE H S (227901007) - AUSTIN ISD - TRAVIS COUNTY

	----- Campus -----			
Staff Information	Count/Average	Percent	District	State

Texas Education Agency
2022-23 Staff Information (TAPR)
TRAVIS EARLY COLLEGE H S (227901007) - AUSTIN ISD - TRAVIS COUNTY

- Indicates there is no data for the item.
- * Indicates results are masked due to small numbers.
- ** When only one student disability or assessment group is masked, then the second smallest student disability or assessment group is masked regardless of size.
- n/a Indicates data reporting is not applicable for this group.
- ? Indicates that the data for this item were statistically improbable or were reported outside a reasonable range.

Link to: [PEIMS Financial Standard Reports 2021-22 Financial Actual Report](#)

(To open link in a new window, press the "Ctrl" key and click on the link.)