

2022-23 Texas Academic Performance Report (TAPR)

District Name: AUSTIN ISD

Campus Name: MCCALLUM H S

Campus Number: 227901005

This page is intentionally blank.

Texas Education Agency
2022-23 STAAR Performance (TAPR)
MCCALLUM H S (227901005) - AUSTIN ISD - TRAVIS COUNTY

School
Year

State

District

Campus

African
American

Hispanic

White


American
Indian

Asian

Pacific
Islander



Texas Education Agency
2022-23 Progress (TAPR)
MCCALLUM H S (227901005) - AUSTIN ISD - TRAVIS COUNTY



Texas Education Agency
 2022-23 Bilingual Education/English as a Second Language (Current EB Students/EL) (TAPR)
 MCCALLUM H S (227901005) - AUSTIN ISD - TRAVIS COUNTY

	School Year	State	District	Campus	Total Bilingual Education	BE-Trans Early Exit	BE-Trans Late Exit	BE-Dual Two-Way	BE-Dual One-Way	ALP Bilingual (Exception)	Total ESL	ESL Content-Based	ESL Pull-Out	ALP ESL (Waiver)	EB/EL with Parental Denial	Never EB/EL	Total EB/EL (Current)	Monitored & Former EB/EL
At Masters Grade Level	2023	27%	35%	73%	-	-	-	-	-	-	19%	-	18%	40%	-	76%	19%	80%
	2022	30%	35%	65%	-	-	-	-	-	-	22%	-	*	0%	*	68%	15%	44%
School Progress - Annual Growth																		
All Grades Both Subjects	2023	64%	64%	77%	-	-	-	-	-	-	71%	-	72%	69%	-	77%	70%	88%
All Grades ELA/Reading	2023	63%	63%	75%	-	-	-	-	-	-	65%	-	65%	65%	-	76%	65%	85%
All Grades Mathematics	2023	66%	64%	83%	-	-	-	-	-	-	86%	-	83%	*	-	83%	85%	*
School Progress - Accelerated Learning																		
All Grades Both Subjects	2023	38%	31%	53%	-	-	-	-	-	-	4-							



Texas Education Agency
2022-23 STAAR Participation (TAPR)
MCCALLUM H S (227901005) - AUSTIN ISD - TRAVIS COUNTY

	State	District	Campus	African American	Hispanic	White	American Indian	Asian	Pacific Islander	Two or More Races	Special Ed						
--	-------	----------	--------	------------------	----------	-------	-----------------	-------	------------------	-------------------	------------	--	--	--	--	--	--

--	--	--	--	--	--	--	--	--	--	--	--	--	--	--	--	--	--

--	--	--	--	--	--	--	--	--	--	--	--	--	--	--	--	--	--

--	--	--	--	--	--	--	--	--	--	--	--	--	--	--	--	--	--

--	--	--	--	--	--	--	--	--	--	--	--	--	--	--	--	--	--

Texas Education Agency
 2022-23 Attendance, Graduation, and Dropout Rates (TAPR)
 MCCALLUM H S (227901005) - AUSTIN ISD - TRAVIS COUNTY

	State	District	Campus	African American	Hispanic	White	American Indian	Asian	Pacific Islander	Two or More Races	Special Ed	Econ Disadv	EB/EL
Attendance Rate													
2021-22	92.2%	90.6%	92.0%	88.6%	90.6%	92.9%	*	93.8%	*	91.6%	89.2%	87.2%	89.4%
2020-21 EdEd	95.0%	95.2%	98.2%	96.8%	97.1%	98.9%	*	99.4%	*	98.1%	96.7%	95.9%	95.7%

2020-21 2020-21

Texas Education Agency
 2022-23 Attendance, Graduation, and Dropout Rates (TAPR)
 MCCALLUM H S (227901005) - AUSTIN ISD - TRAVIS COUNTY

	State	District	Campus	African American	Hispanic	White	American Indian	Asian	Pacific Islander	Two or More Races	Special Ed	Econ Disadv	EB/EL
Class of 2020													
Graduated	92.2%	96.7%	97.5%	100.0%	96.3%	97.7%	*	100.0%	-	100.0%	100.0%	93.8%	91.7%
Received TxCHSE	0.5%	0.3%	0.7%	0.0%	0.0%	1.4%	*	0.0%	-	0.0%	0.0%	0.0%	0.0%
Continued HS	1.1%	0.4%	0.0%	0.0%	0.0%	0.0%	*	0.0%	-	0.0%	0.0%	0.0%	0.0%
Dropped Out	6.2%	2.7%	1.7%	0.0%	3.7%	0.9%	*	0.0%	-	0.0%	0.0%	6.3%	8.3%
Graduates and TxCHSE	92.7%	96.9%	98.3%	100.0%	96.3%	99.1%	*	100.0%	-	100.0%	100.0%	93.8%	91.7%
Graduates, TxCHSE, and Continuers	93.8%	97.3%	98.3%	100.0%	96.3%	99.1%	*	100.0%	-	100.0%	100.0%	93.8%	91.7%
6-Year Extended Longitudinal Rate (Gr 9-12)													
Class of 2020													
Graduated	92.7%	96.8%	97.5%	100.0%	96.3%	97.7%	*	100.0%	-	100.0%	100.0%	93.8%	91.7%
Received TxCHSE	0.5%	0.3%	0.7%	0.0%	0.0%	1.4%	*	0.0%	-	0.0%	0.0%	0.0%	0.0%
Continued HS	0.5%	0.2%	0.0%	0.0%	0.0%	0.0%	*	0.0%	-	0.0%	0.0%	0.0%	0.0%
Dropped Out	6.2%	2.6%	1.7%	0.0%	3.7%	0.9%	*	0.0%	-	0.0%	0.0%	6.3%	8.3%
Graduates and TxCHSE	93.2%	97.2%	98.3%	100.0%	96.3%	99.1%	*	100.0%	-	100.0%	100.0%	93.8%	91.7%
Graduates, TxCHSE, and Continuers	93.8%	97.4%	98.3%	100.0%	96.3%	99.1%	*	100.0%	-	100.0%	100.0%	93.8%	91.7%



Texas Education Agency
 2022-23 Graduation Profile (TAPR)
 MCCALLUM H S (227901005) - AUSTIN ISD - TRAVIS COUNTY

		Campus	Campus	District	State
		Count	Percent	Count	Count
<div style="position: absolute; top: -100px; left: 50%; transform: translate(-50%, -100%); font-size: 100px; font-weight: bold; opacity: 0.5;">Ethnicity:</div>					
Graduates (2021-22 Annual Graduates)					
Total Graduates		426	100.0%	4,605	368,686
By Ethnicity					
African American		22	5.2%	306	45,227
Hispanic		140	32.9%	2,336	191,125









Texas Education Agency
 2022-23 CCMR-Related Indicators (TAPR)
 MCCALLUM H S (227901005) - AUSTIN ISD - TRAVIS COUNTY

	Academic Year	State	District	Campus	African American	Hispanic	White	American Indian	Asian	Pacific Islander	Two or More Races	Special Ed	Econ Disadv	EB/EL
Social Studies	2022	41.9%	65.6%	78.7%	71.4%	66.7%	81.7%	*	100.0%	-	85.7%	*	77.8%	*
	2021	42.2%	67.8%	71.3%	*	58.3%	76.2%	-	*	-	57.1%	*	66.7%	-
SAT/ACT Results (Annual Graduates)														
Tested	64.6%	71.5%	69.8%	73.2%	59.1%	51.9%	87.0%	65.5%	65.7%	78.6%	41.7%	55.6%	75.2%	10.0%



Texas Education Agency
 2022-23 Other Postsecondary Indicators (TAPR)
 MCCALLUM H S (227901005) - AUSTIN ISD - TRAVIS COUNTY

	Academic Year	State	District	Campus	African American	Hispanic	White	American Indian	Asian	Pacific Islander	Two or More Races	Special Ed	Econ Disadv	EB/EL
Advanced/Dual-Credit Course Completion (Grades 9-12)														
Any Subject	2021-22	44.2%	50.5%	50.3%	36.0%	50.3%	52.2%	*	43.2%	*	46.1%	13.8%	34.7%	23.6%
	2020-21	42.5%	49.3%	51.2%	37.4%	46.2%	56.0%	*	50.0%	*	47.2%	17.1%	32.3%	20.0%
English Language Arts	2021-22	16.6%	25.3%	26.9%	21.9%	23.4%	29.8%	*	25.0%	*	20.5%	5.0%	17.7%	5.7%
	2020-21	16.3%	26.5%	26.3%	11.8%									



Texas Education Agency
2022-23 Student Information (TAPR)
MCCALLUM H S (227901005) - AUSTIN ISD - TRAVIS COUNTY

Membership									



Texas Education Agency
 2022-23 Student Information (TAPR)
 MCCALLUM H S (227901005) - AUSTIN ISD - TRAVIS COUNTY

Student Information	--Non-Special Education Rates--			---Special Education Rates---		
	Campus	District	State	Campus	District	State
Retention Rates by Grade:						
Kindergarten	-	0.7%	1.5%	-	2.4%	4.5%
Grade 1	-	1.0%	2.5%	-	1.4%	3.6%
Grade 2	-	1.0%	1.6%	-	2.1%	2.0%
Grade 3	-	0.3%	0.8%	-	0.7%	0.9%
Grade 4	-	0.2%	0.5%	-	0.3%	0.5%
Grade 5	-	0.1%	0.3%	-	0.4%	0.4%
Grade 6	-	0.2%	0.3%	-	0.7%	0.4%
Grade 7	-	0.2%	0.4%	-	0.0%	0.5%
Grade 8	-	0.1%	0.4%	-	0.7%	0.5%
Grade 9	1.3%	3.0%	8.7%	0.0%	5.3%	12.6%

Class Size Averages by Grade and Subject
 (Derived from teacher responsibility records):

Class Size Information	Campus	District	State
Elementary:			
Kindergarten	-	18.6	18.7
Grade 1	-	18.7	19.1
Grade 2	-	18.4	19.1
Grade 3	-	18.0	19.3
Grade 4	-	18.5	19.4
Grade 5	-	21.2	20.8
Grade 6	-	20.3	19.2
Secondary:			
English/Language Arts	22.9	17.1	16.2
Foreign Languages	20.2	20.0	18.8
Mathematics	26.3	18.5	17.5
Science	28.3	20.5	18.5
Social Studies	28.4	20.4	18.9

Texas Education Agency
2022-23 Staff Information (TAPR)
MCCALLUM H S (227901005) - AUSTIN ISD - TRAVIS COUNTY

- Indicates there is no data for the item.
- * Indicates results are masked due to small numbers.
- ** When only one student disability or assessment group is masked, then the second smallest student disability or assessment group is masked regardless of size.
- n/a Indicates data reporting is not applicable for this group.
- ? Indicates that the data for this item were statistically improbable or were reported outside a reasonable range.

Link to: [PEIMS Financial Standard Reports 2021-22 Financial Actual Report](#)

(To open link in a new window, press the "Ctrl" key and click on the link.)