

2021-22 Texas Academic Performance Report (TAPR)

District Name: AUSTIN ISD

Campus Name: PEREZ EL

Campus Number: 227901190

2022 Accountability Rating: C

This page is intentionally blank.

--	--	--	--	--	--	--	--	--	--	--	--



Texas Education Agency
 2021-22 Bilingual Education/English as a Second Language (Current EB Students/EL) (TAPR)
 PEREZ EL (227901190) - AUSTIN ISD - TRAVIS COUNTY

Due to the cancellation of spring 2020 STAAR, 2022 and 2019 School progress and STAAR progress measure data are shown.

	School Year	State	District	Campus	Total Bilingual Education	BE-Trans Early Exit	BE-Trans Late Exit	BE-Dual Two-Way	BE-Dual One-Way	ALP Bilingual (Exception)	Total ESL	ESL Content-Based	ESL Pull-Out	ALP ESL (Waiver)				
--	-------------	-------	----------	--------	---------------------------	---------------------	--------------------	-----------------	-----------------	---------------------------	-----------	-------------------	--------------	------------------	--	--	--	--



Texas Education Agency
 2021-22 STAAR Participation (TAPR)
 PEREZ EL (227901190) - AUSTIN ISD - TRAVIS COUNTY

	State	District	Campus	African American	Hispanic	White	American Indian	Asian	Pacific Islander	Two or More Races	Special Ed (Current)	Special Ed (Former)				
--	-------	----------	--------	------------------	----------	-------	-----------------	-------	------------------	-------------------	----------------------	---------------------	--	--	--	--

--	--	--	--	--	--	--	--	--	--	--	--	--	--	--	--	--

Texas Education Agency
 2021-22 Attendance, Graduation, and Dropout Rates (TAPR)
 PEREZ EL (227901190) - AUSTIN ISD - TRAVIS COUNTY

	State	District	Campus	African American	Hispanic	White	American Indian	Asian	Pacific Islander	Two or More Races	Special Ed	Econ Disadv	EB/EL
Graduates, TxCHSE, and Continuers	93.8%	97.3%	-	-	-	-	-	-	-	-	-	-	-
Class of 2019													
Graduated	92.0%	96.0%	-	-	-	-	-	-	-	-	-	-	-
Received TxCHSE	0.5%	0.4%	-	-	-	-	-	-	-	-	-	-	-
Continued HS	1.3%	0.8%	-	-	-	-	-	-	-	-	-	-	-
Dropped Out	6.1%	2.8%	-	-	-	-	-	-	-	-	-	-	-
Graduates and TxCHSE	92.6%	96.4%	-	-	-	-	-	-	-	-	-	-	-
Graduates and TxCHSE and Continuers	92.6%	96.4%	-	-	-	-	-	-	-	-	-	-	-

0 RG 0.239.18 55 J1 j BT /TT4 9.09

Texas Education Agency
 2021-22 Attendance and Dropout Rates (TAPR)
 PEREZ EL (22790) - TRAVIS COUNTY

	State	District	Campus	African American	Hispanic	White	American Indian	Asian	Pacific Islander	Two or More Races	Special Ed	Econ Disadv	EB/EL			
Class of 2021	81.9%	89.7%	-	-	-	-	-	-	-	-	-	-	-			
Class of 2020	83.5%	91.2%	-	-	-	-	-	-	-	-	-	-	-			
RHSP/DAP/FHSP-E/FHSP-DLA Graduates (Longitudinal Rate)																
Class of 2021	85.7%	92.0%	-	-	-	-	-	-	-	-	-	-	-			
Class of 2020	87.800	0.000	0.000	rg 0.000	0.000	0.000	0.000	RG 0.14 w	0 d 1 J l j BT /TT3	9.09	Tf 305.56	443.37	Td 20.48	469.57.000	RG 0.14 w	0 d 1 J l j BT j





Texas Education Agency
 2021-22 Graduation Profile (TAPR)
 PEREZ EL (227901190) - AUSTIN ISD - TRAVIS COUNTY

	Campus Count	Campus Percent	District Count	State Count
Graduates†(2020-21 Annual Graduates)				
Total Graduates	-	-	4,515	358,842
By Ethnicity:				
African American	-	-	317	44,018
Hispanic	-	-	2,313	183,306
White	-	-	1,520	103,898
American Indian	-	-	10	1,195
Asian	-	-	195	18,030
Pacific Islander	-	-	3	553
Two or More Races	-	-	157	

There is no data for this campus.

Texas Education Agency
2021-22 CCMR-Related Indicators (TAPR)
PEREZ EL (227901190) - AUSTIN ISD - TRAVIS COUNTY

There is no data for this campus.



Texas Education Agency
 2021-22 Student Information (TAPR)
 PEREZ EL (227901190) - AUSTIN ISD - TRAVIS COUNTY

Student Information	Membership				Enrollment			
	Campus		District	State	Campus		District	State
	Count	Percent			Count	Percent		
Students w/ Disciplinary Placements (2020-21)	0	0.0%	0.1%	0.6%				
Students w/ Dyslexia	36	8.8%	7.6%	5.0%	41	9.3%	7.6%	5.0%
Foster Care	0	0.0%	0.1%	0.3%	0	0.0%	0.1%	0.3%
Homeless	1	0.2%	1.1%	1.1%	1	0.2%	1.1%	1.1%
Immigrant	36	8.8%	5.7%	2.0%	39	8.8%	5.6%	2.0%
Migrant	0	0.0%	0.0%	0.3%	0	0.0%	0.0%	0.3%
Title I	410	100.0%	42.4%	64.3%	443	100.0%	42.6%	64.3%
Military Connected	2	0.5%	0.3%	3.3%	2	0.5%	0.2%	3.3%
At-Risk	316	77.1%	51.1%	53.5%	343	77.4%	50.8%	53.5%
Students by Instructional Program:								
Bilingual/ESL Education	294	71.7%	32.5%	21.9%	317	71.6%	32.6%	21.8%
Gifted and Talented Education	26	6.3%	12.4%	8.0%	28	6.3%	12.4%	8.0%
Special Education	66	16.1%	13.1%	11.6%	73	16.5%	11.1%	11.6%

11/11/2022 10:42:58 AM



Texas Education Agency
 2021-22 Staff Information (TAPR)
 PEREZ EL (227901190) - AUSTIN ISD - TRAVIS COUNTY

Program Information	----- Campus -----		District	State
	Count	Percent		
Special Education	6.6	18.3%	16.6%	9.6%
Other	0.0	0.0%	8.5%	3.5%

- Indicates there are no students in the group.
- * Indicates results are masked due to small numbers to protect student confidentiality.
- ** When only one student disability or assessment group is masked, then the second smallest student disability or assessment group is masked regardless of size.
- n/a Indicates data reporting is not applicable for this group.
- ? Indicates that the data for this item were statistically improbable or were reported outside a reasonable range.

Link to: [PEIMS Financial Standard Reports 2020-21 Financial Actual Report](#)
 (To open link in a new window, press the "Ctrl" key and click on the link.)