




This page is intentionally blank.














Texas Education Agency  
 2021-22 Bilingual Education/English as a Second Language (Current EB Students/EL) (TAPR)  
 PADRON EL (227901188) - AUSTIN ISD - TRAVIS COUNTY

Due to the cancellation of spring 2020 STAAR, 2022 and 2019 School progress and STAAR progress measure data are shown.


	School Year	State	District	Campus	Total Bilingual Education	BE-Trans Early Exit	BE-Trans Late Exit	BE-Dual Two-Way	BE-Dual One-Way	ALP Bilingual (Exception)	Total ESL	ESL Content-Based	ESL Pull-Out	ALP ESL (Waiver)	EB/EL with Parental Denial	Never EB/EL	Total EB/EL (Current)	Monitored & Former EB/EL
All Grades ELA/Reading	2022	78%	78%	75%	75%	-	-	-	75%	-	*	*	-	-	*	82%	74%	-
	2019	68%	68%	67%	70%	-	-	-	70%	-	*	*	-	-	-		69%	
All Grades Mathematics	2022	69%	73%	91%	93%	-	-	-	93%	-	*	*	-	-	*	75%	93%	-
	2019	70%	68%	67%	68%	-	-	-	68%	-	*	*	-	-	-		68%	

- \* Indicates results are masked due to small numbers to protect student confidentiality.
- Indicates there are no students in the group.
- Blank cell indicates there are no data available in the group.

Texas Education Agency  
 2021-22 STAAR Participation (TAPR)  
 PADRON EL (227901188) - AUSTIN ISD - TRAVIS COUNTY



	State	District	Campus	African American	Hispanic	White	American Indian	Asian	Pacific Islander	Two or More Races	Special Ed (Current)	Special Ed (Former)	Continuously Enrolled	Non-Continuously Enrolled	Econ Disadv	EB & EL (Current & Monitored)
2022 STAAR Participation (All Grades)																
<b>Other</b>																
<b>All Tests</b>																
Assessment Participant	99%	97%	100%	100%	100%	*	-	-	-	*	100%	100%	100%	100%	100%	100%
Included in Accountability	93%	91%	86%	90%	87%	*	-	-	-	*	100%	100%	98%	62%	90%	85%
Not Included in Accountability: Mobile	5%	4%	8%	10%	7%	*	-	-	-	*	0%	0%	2%	19%	4%	8%
Not Included in Accountability: Other Exclusions	1%	2%	7%	0%	6%	*	-	-	-	*	0%	0%	0%	19%	6%	7%
Not Tested	1%	3%	0%	0%	0%	*	-	-	-	*	0%	0%	0%	0%	0%	0%
Absent	1%	3%	0%	0%	0%	*	-	-	-	*	0%	0%	0%	0%	0%	0%
Other	0%	0%	0%	0%	0%	*	-	-	-	*	0%	0%	0%	0%	0%	0%
<b>Reading</b>																
Assessment Participant	99%	97%	100%	100%	100%	*	-	-	-	*	100%	100%	100%	100%	100%	100%
Included in Accountability	92%	90%	85%	90%	86%	*	-	-	-	*	100%	100%	98%	61%	89%	85%
Not Included in Accountability: Mobile	5%	4%	8%	10%	8%	*	-	-	-	*	0%	0%	2%	20%	5%	8%
Not Included in Accountability: Other Exclusions	2%	3%	7%	0%	6%	*	-	-	-	*	0%	0%	0%	20%	6%	7%
Not Tested	1%	3%	0%	0%	0%	*	-	-	-	*	0%	0%	0%	0%	0%	0%
Absent	1%	3%	0%	0%	0%	*	-	-	-	*	0%	0%	0%	0%	0%	0%
<b>Other</b>	0%	0%	0%	0%	0%	*	-	-	-	*	0%	0%	0%	0%	0%	0%
<b>Mathematics</b>																





Texas Education Agency  
 2021-22 Attendance, Graduation, and Dropout Rates (TAPR)  
 PADRON EL (227901188) - AUSTIN ISD - TRAVIS COUNTY

	State	District	Campus	African American	Hispanic	White	American Indian	Asian	Pacific Islander	Two or More Races	Special Ed	Econ Disadv	EB/EL
Attendance Rate													
2020-21	95.0%	95.2%	91.0%	87.7%	91.2%	*	-	-	*	*	88.9%	91.2%	91.9%
2019-20	98.3%	98.3%	98.5%	96.9%	98.6%	*	-	-	*	*	98.4%	98.5%	98.9%
Chron	92.62	44.2	0.14	re B*	1 J 1 j	0 d 0 J 0 j	634.03	453.31	0.14	13.1	re B*	0 d 1 J 1 j	0.000 0.000 0.000
rg	0.000	0.066	4.12	440.2	0.14	13.1	re B*	0 d 1 J 1 j	0.000	0.000	0.000	0.000	0.000







Blue Header				
Tan Header				
Light Blue Header				
Light Blue Header				
Light Blue Header				


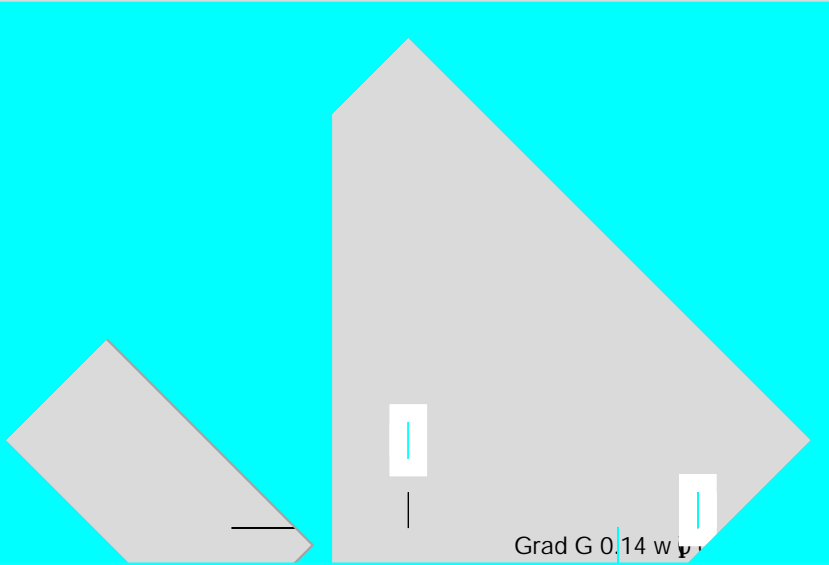



There is no data for this campus.

Texas Education Agency  
2021-22 CCMR-Related Indicators (TAPR)  
PADRON EL (227901188) - AUSTIN ISD - TRAVIS COUNTY

There is no data for this campus.





Grad G 0,14 w

TT4 270.96 122.54 315.7.28 rGrade 6

Texas Education Agency  
2021-22 Student Information (TAPR)  
PADRON EL (227901188) - AUSTIN ISD - TRAVIS COUNTY

	Membership				Enrollment			
	Campus							



Texas Education Agency  
 2021-22 Student Information (TAPR)  
 PADRON EL (227901188) - AUSTIN ISD - TRAVIS COUNTY

Student Information	--Non-Special Education Rates--			---Special Education Rates---		
	Campus	District	State	Campus	District	State
Retention Rates by Grade:						
Kindergarten	1.3%	0.7%	1.9%	0.0%	2.6%	5.2%
Grade 1	1.2%	0.7%	2.9%	0.0%	1.3%	4.2%
Grade 2	0.0%	0.5%	1.7%	0.0%	1.6%	2.2%
Grade 3	0.0%	0.5%	1.0%	0.0%	0.3%	1.0%
Grade 4	0.0%	0.1%	0.7%	0.0%	0.5%	0.7%
Grade 5	0.0%	0.1%	0.5%	0.0%	0.9%	0.7%
Grade 6	-	0.2%	0.6%	-	0.4%	0.6%
Grade 7	-	0.2%	0.7%	-	0.2%	0.7%
Grade 8	-	0.2%	0.6%	-	0.4%	0.8%
Grade 9	-	5.4%	10.5%	-	7.1%	14.1%

Class Size Averages by Grade and Subject  
 (Derived from teacher responsibility records):





Texas Education Agency  
2021-22 Staff Information (TAPR)  
PADRON EL (227901188) - AUSTIN ISD - TRAVIS COUNTY

	----- Campus -----			
Staff Information	Count/Average	Percent	District	State
Over 30 Years Experience	1.0	2.7%	3.2%	2.9%
Number of Students per Teacher	14.3	n/a	13.8	14.6

Staff Information	Campus	District	State
<b>Experience of Campus Leadership:</b>			
Average Years Experience of Principals	2.0	6.6	6.3
Average Years Experience of Principals with District	2.0	6.2	5.4
Average Years Experience of Assistant Principals	4.0	5.5	5.5
Average Years Experience of Assistant Principals with District	2.0	5.0	4.8
<b>Average Years Experience of Teachers:</b>			
Average Years Experience of Teachers:	9.8	10.4	11.1
Average Years Experience of Teachers with District:	6.8	7.9	7.2
<b>Average Teacher Salary by Years of Experience (regular duties only):</b>			
Beginning Teachers	\$53,228	\$50,931	\$51,054
1-5 Years Experience	\$54,228	\$53,753	\$54,577
6-10 Years Experience	\$55,617	\$55,764	\$57,746
11-20 Years Experience	\$58,895	\$56,873	\$61,377
21-30 Years Experience	\$61,465	\$61,418	\$65,949
Over 30 Years Experience	\$85,665	\$71,664	\$71,111
<b>Average Actual Salaries (regular duties only):</b>			
Teachers	\$57,211	\$56,424	\$58,887
Professional Support	\$60,853	\$74,370	\$69,505
Campus Administration (School Leadership)	\$90,543	\$91,811	\$84,990
Instructional Staff Percent:	n/a	62.4%	64.9%
Contracted Instructional Staff (not incl. above):	0.0	15.0	2,113.6

	----- Campus -----			
Program Information	Count	Percent	District	State
<b>Teachers by Program (population served):</b>				
Bilingual/ESL Education	21.4	58.2%	24.4%	6.2%
Career and Technical Education	0.0	0.0%	4.1%	5.2%
Compensatory Education	0.0	0.0%	0.3%	3.0%
Gifted and Talented Education	0.0	0.0%	0.0%	1.7%
Regular Education	11.3	30.9%	46.0%	70.8%



Texas Education Agency  
 2021-22 Staff Information (TAPR)  
 PADRON EL (227901188) - AUSTIN ISD - TRAVIS COUNTY

Program Information	----- Campus -----		District	State
	Count	Percent		
Special Education	4.0	10.9%	16.6%	9.6%
Other	0.0	0.0%	8.5%	3.5%

- Indicates there are no students in the group.
- \* Indicates results are masked due to small numbers to protect student confidentiality.
- \*\* When only one student disability or assessment group is masked, then the second smallest student disability or assessment group is masked regardless of size.
- n/a Indicates data reporting is not applicable for this group.
- ? Indicates that the data for this item were statistically improbable or were reported outside a reasonable range.

Link to: [PEIMS Financial Standard Reports 2020-21 Financial Actual Report](#)  
 (To open link in a new window, press the "Ctrl" key and click on the link.)