

2021-22 Texas Academic Performance Report (TAPR)

District Name: AUSTIN ISD

Campus Name: GUERRERO THOMPSON

Campus Number: 227901186

2022 Accountability Rating: B

Distinction Designations:

Academic Achievement in Mathematics


Top 25 Percent: Comparative Closing the Gaps

Postsecondary Readiness

This page is intentionally blank.

Texas Education Agency
2021-22 STAAR Performance (TAPR)
GUERRERO THOMPSON (227901186) - AUSTIN ISD - TRAVIS COUNTY

School Year	State	District	Campus	African American	Hispanic	White	American Indian	Asian	Pacific Islander	Two or More Races								
-------------	-------	----------	--------	------------------	----------	-------	-----------------	-------	------------------	-------------------	--	--	--	--	--	--	--	--




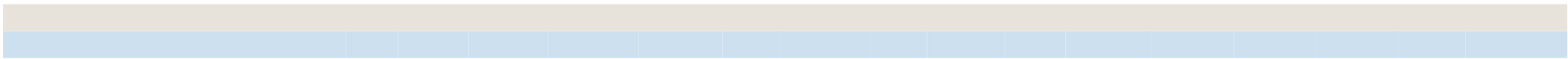



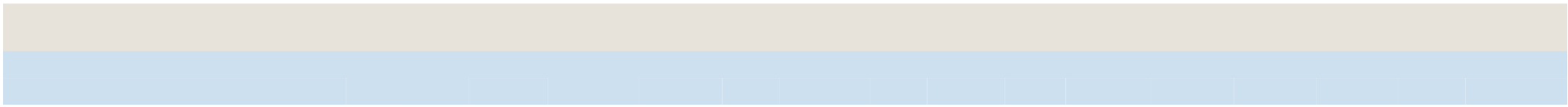


Texas Education Agency
2021-22 Progress (TAPR)
GUERRERO THOMPSON (227901186) - AUSTIN ISD - TRAVIS COUNTY

Due to the cancellation of spring 2020 STAAR, 2022 and 2019 progress data are shown.

	School Year	State	District	Campus	African American												








Texas Education Agency
 2021-22 Attendance, Graduation, and Dropout Rates (TAPR)
 GUERRERO THOMPSON (227901186) - AUSTIN ISD - TRAVIS COUNTY

	State	District	Campus	African American	Hispanic	White	American Indian	Asian	Pacific Islander	Two or More Races	Special Ed	Econ Disadv	EB/EL
Attendance Rate													
2020-21	95.0%	95.2%	94.2%	96.3%	94.2%	96.3%	-	92.7%	-	*	93.3%	94.4%	94.3%
2019-20	98.3%	98.3%	98.8%	99.4%	98.8%	98.5%	-	98.9%	*	*	98.9%	98.8%	98.9%
Chronic Absenteeism													
2020-21	15.0%	14.9%	20.5%	23.1%	20.4%	10.0%	-	30.8%	-	*	22.0%	18.8%	19.5%
2019-20	6.7%	8.9%	6.3%	0.0%	6.7%	11.8%	-	0.0%	*	*	6.3%	6.2%	5.5%
Annual Dropout Rate (Gr 7-8)													
2020-21	0.9%	1.0%	-	-	-	-	-	-	-	-	-	-	-
2019-20	0.5%	0.5%	-	-	-	-	-	-	-	-	-	-	-
Annual Dropout Rate (Gr 9-12)													
2020-21	2.4%	1.2%	-	-	-	-	-	-	-	-	-	-	-
2019-20	1.6%	0.7%	-	-	-	-	-	-	-	-	-	-	-
4-Year Longitudinal Rate (Gr 9-12)													
Class of 2021													
Graduated	90.0%	96.3%	-	-	-	-	-	-	-	-	-	-	-
Received TxCHSE	0.3%	0.2%	-	-	-	-	-	-	-	-	-	-	-
Continued HS	3.9%	1.0%	-	-	-	-	-	-	-	-	-	-	-
Dropped Out	5.8%	2.6%	-	-	-	-	-	-	-	-	-	-	-
Graduates and TxCHSE	90.3%	96.5%	-	-	-	-	-	-	-	-	-	-	-
Graduates, TxCHSE, and Continuers	94.2%	97.4%	-	-	-	-	-	-	-	-	-	-	-
Class of													

Texas Education Agency
2021-22 Attendance, Graduation, and Dropout Rates (TAPR)
GUERRERO THOMPSON (227901186) - AUSTIN ISD - TRAVIS COUNTY

	State	District	Campus	African American										
--	-------	----------	--------	------------------	--	--	--	--	--	--	--	--	--	--



[Redacted]				
[Redacted]				
[Redacted]				
[Redacted]				
[Redacted]				
[Redacted]				

Texas Education Agency
2021-22 College, Career, and Military Readiness (CCMR) (TAPR)
GUERRERO THOMPSON (227901186) - AUSTIN ISD - TRAVIS COUNTY

There is no data for this campus.

Texas Education Agency
2021-22 Other Postsecondary Indicators (TAPR)
GUERRERO THOMPSON (227901186) - AUSTIN ISD - TRAVIS COUNTY

There is no data for this campus.

Texas Education Agency
2021-22 Student Information (TAPR)
GUERRERO THOMPSON (227901186) - AUSTIN ISD - TRAVIS COUNTY

	--Non-Special Education Rates--			---Special Education Rates---		
Student Information	Campus	District	State	Campus	District	State

Texas Education Agency
 2021-22 Staff Information (TAPR)
 GUERRERO THOMPSON (227901186) - AUSTIN ISD - TRAVIS COUNTY

Program Information	----- Campus -----		District	State
	Count	Percent		
Special Education	4.0	9.9%	16.6%	9.6%
Other	0.0	0.0%	8.5%	3.5%

- Indicates there are no students in the group.
- * Indicates results are masked due to small numbers to protect student confidentiality.
- ** When only one student disability or assessment group is masked, then the second smallest student disability or assessment group is masked regardless of size.
- n/a Indicates data reporting is not applicable for this group.
- ? Indicates that the data for this item were statistically improbable or were reported outside a reasonable range.

Link to: [PEIMS Financial Standard Reports 2020-21 Financial Actual Report](#)
 (To open link in a new window, press the "Ctrl" key and click on the link.)