

2021-22 Texas Academic Performance Report (TAPR)

District Name: AUSTIN ISD

Campus Name: BLAZIER EL

Campus Number: 227901185

2022 Accountability Rating: A

Distinction Designations:


Academic Achievement in Mathematics

Top 25 Percent: Comparative Closing the Gaps

Postsecondary Readiness

This page is intentionally blank.





The image shows a horizontal bar chart. The top portion of the bar is a solid blue color and is divided into 16 equal-width segments by thin white vertical lines. The bottom portion of the bar is a solid tan color and is a single continuous block. The total height of the bar is approximately 10% of the page's vertical space.

Texas Education Agency
 2021-22 Bilingual Education/English as a Second Language (Current EB Students/EL) (TAPR)
 BLAZIER EL (227901185) - AUSTIN ISD - TRAVIS COUNTY



Due to the cancellation of spring 2020 STAAR, 2022 and 2019 School progress and STAAR progress measure data are shown.

	School Year	State	District	Campus	Total Bilingual Education	BE-Trans Early Exit	BE-Trans Late Exit	BE-Dual Two-Way	BE-Dual One-Way	ALP Bilingual (Exception)	Total ESL	ESL Content-Based	ESL Pull-Out	ALP ESL (Waiver)	EB/EL with Parental Denial	Never EB/EL	Total EB/EL (Current)	Monitored & Former EB/EL
All Grades ELA/Reading	2022	78%	78%	85%	94%	-	-	94%	-	-	88%	85%	-	*	-	81%	92%	*
	2019	68%	68%	83%	83%	-	-	80%	85%	-	75%	75%	-	-	*	-	81%	-
All Grades Mathematics	2022	69%	73%	83%	90%	-	-	90%	-	-	78%	81%	-	*	-	81%	88%	*
	2019	70%	68%	84%	89%	-	-	91%	88%	-	75%	75%	-	-	*	-	87%	-

* Indicates results are masked due to small numbers to protect student confidentiality.

- Indicates there are no students in the group.

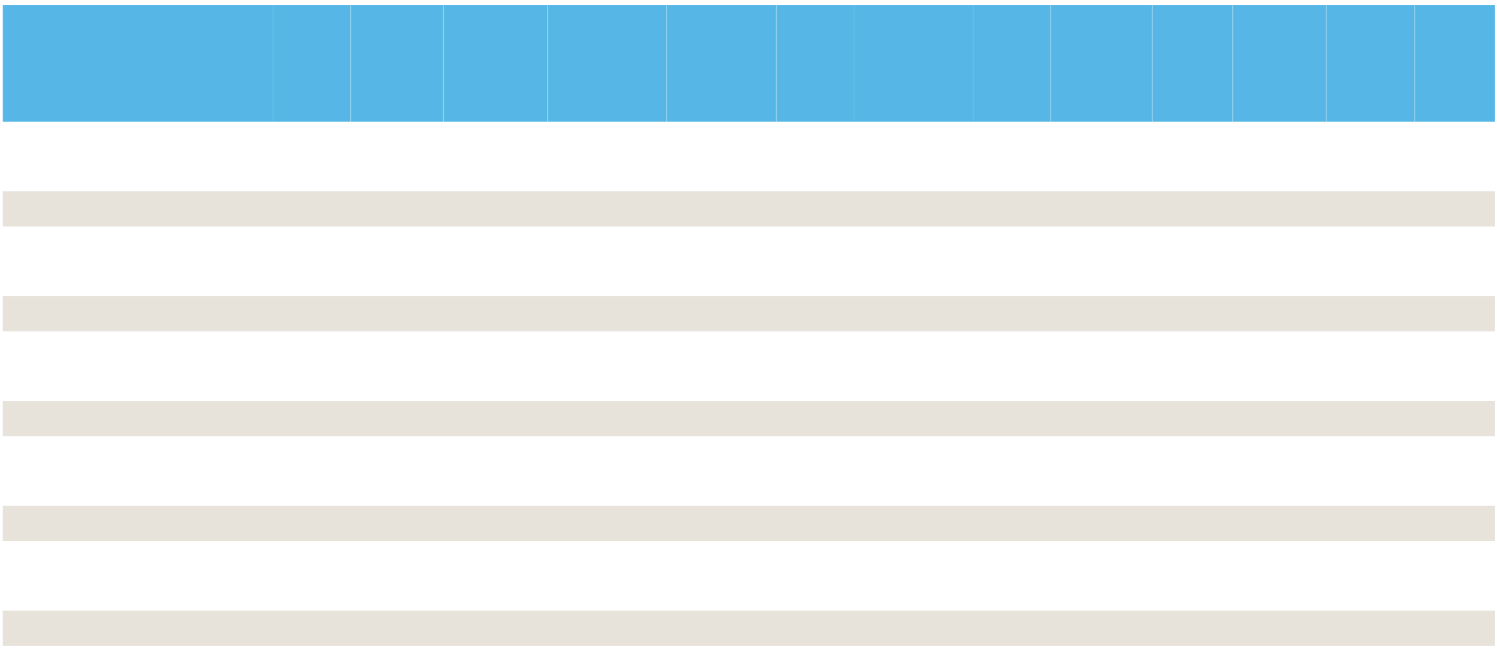
Blank cell indicates there are no data available in the group.







Texas Education Agency
2021-22 Attendance, Graduation, and Dropout Rates (TAPR)



Texas Education Agency
 2021-22 Graduation Profile (TAPR)
 BLAZIER EL (227901185) - AUSTIN ISD - TRAVIS COUNTY

	Campus Count	Campus Percent	District Count	State Count
Graduates(2020-21 Annual Graduates)				
Total Graduates				



Texas Education Agency
2021-22 College, Career, and Military Readiness (CCMR) (TAPR)
BLAZIER EL (227901185) - AUSTIN ISD - TRAVIS COUNTY

There is no data for this campus.


Texas Education Agency
2021-22 CCMR-Related Indicators (TAPR)
BLAZIER EL (227901185) - AUSTIN ISD - TRAVIS COUNTY

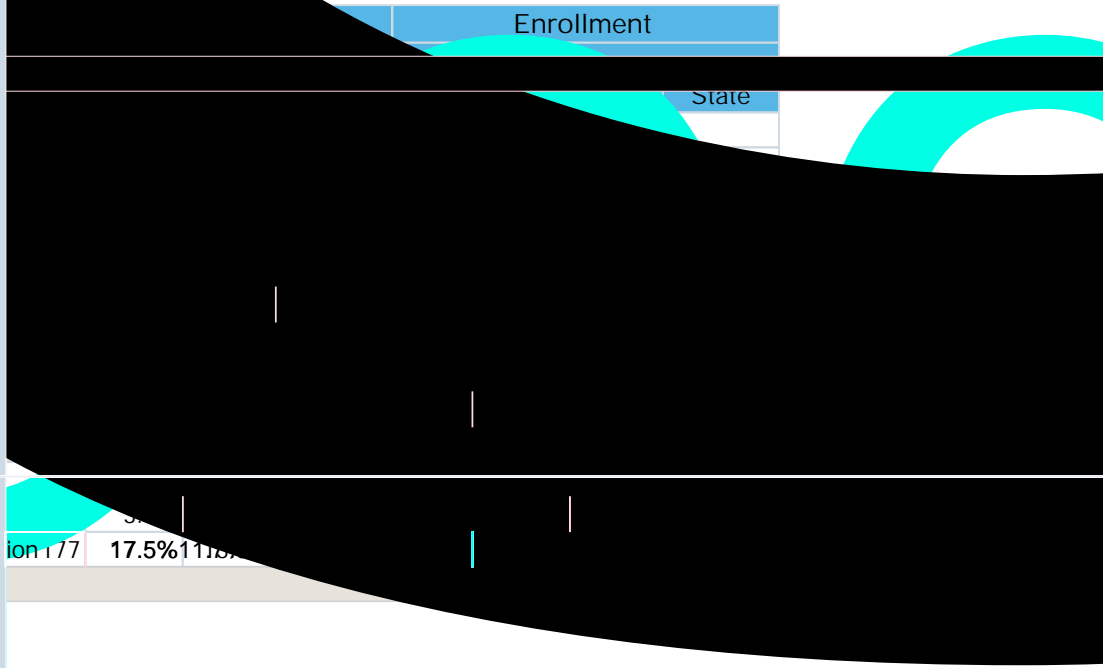
There is no data for this campus.

Texas Education Agency
2021-22 Other Postsecondary Indicators (TAPR)
BLAZIER EL (227901185) - AUSTIN ISD - TRAVIS COUNTY

There is no data for this campus.

Texas Education Agency
2021-22 Student Information (TAPR)
BLAZIER EL (227901185) - AUSTIN ISD - TRAVIS COUNTY





ion 177 17.5% 1118

Texas Education Agency
 2021-22 Staff Information (TAPR)
 BLAZIER EL (227901185) - AUSTIN ISD - TRAVIS COUNTY

Staff Information	----- Campus -----		District	State
	Count/Average	Percent		
Total Staff	94.8	100.0%	100.0%	100.0%
Professional Staff:	79.8	84.2%	63.7%	64.1%
Teachers	71.5	75.4%	49.5%	49.3%
Professional Support	4.3	4.6%	10.5%	10.7%
Campus Administration (School Leadership)	4.0	4.2%	3.1%	2.9%
Educational Aides:	15.0	15.8%	10.1%	11.1%
Librarians and Counselors (Headcount):				
Full-time Librarians	0.0	n/a	83.0	4,194.0
Part-time Librarians	1.0	n/a	27.0	607.0
Full-time Counselors	2.0	n/a	215.0	13,550.0
Part-time Counselors	0.0	n/a	2.0	1,176.0
Total Minority Staff:	58.0	61.2%	58.3%	52.1%
Teachers by Ethnicity:				
African American	2.6	3.6%	5.9%	11.2%
Hispanic	37.3	52.2%	34.4%	28.9%
White	29.1	40.8%	55.2%	56.4%
American Indian				

56.4%

Texas Education Agency
 2021-22 Staff Information (TAPR)
 BLAZIER EL (227901185) - AUSTIN ISD - TRAVIS COUNTY

	----- Campus -----		District	State
Staff Information	Count/Average	Percent		
Over 30 Years Experience	0.0	0.0%	3.2%	2.9%
Number of Students per Teacher	14.1	n/a	13.8	14.6

Staff Information	Campus	District	State
Experience of Campus Leadership:			
Average Years Experience of Principals	11.0	6.6	6.3
Average Years Experience of Principals with District	11.0	6.2	5.4
Average Years Experience of Assistant Principals	4.3	5.5	5.5
Average Years Experience of Assistant Principals with District	4.3	5.0	4.8
Average Years Experience of Teachers:			
Average Years Experience of Teachers:	8.3	10.4	11.1
Average Years Experience of Teachers with District:	6.5	7.9	7.2
Average Teacher Salary by Years of Experience (regular duties only):			
Beginning Teachers	\$55,917	\$50,931	\$51,054
1-5 Years Experience	\$54,303	\$53,753	\$54,577
6-10 Years Experience	\$55,341	\$55,764	\$57,746
11-20 Years Experience	\$55,999	\$56,873	\$61,377
21-30 Years Experience	\$59,063	\$61,418	\$65,949
Over 30 Years Experience	-	\$71,664	\$71,111
Average Actual Salaries (regular duties only):			
Teachers	\$55,469	\$56,424	\$58,887
Professional Support	\$63,863	\$74,370	\$69,505
Campus Administration (School Leadership)	\$82,435	\$91,811	\$84,990
Instructional Staff Percent:duties	n/a	62.4%	Salar Educ 1 j duties

Texas Education Agency
 2021-22 Staff Information (TAPR)
 BLAZIER EL (227901185) - AUSTIN ISD - TRAVIS COUNTY

Program Information	----- Campus -----		District	State
	Count	Percent		
Special Education	12.1	16.9%	16.6%	9.6%
Other	0.1	0.1%	8.5%	3.5%

- Indicates there are no students in the group.
- * Indicates results are masked due to small numbers to protect student confidentiality.
- ** When only one student disability or assessment group is masked, then the second smallest student disability or assessment group is masked regardless of size.
- n/a Indicates data reporting is not applicable for this group.
- ? Indicates that the data for this item were statistically improbable or were reported outside a reasonable range.

Link to: [PEIMS Financial Standard Reports 2020-21 Financial Actual Report](#)