

# 2021-22 Texas Academic Performance Report (TAPR)

District Name: AUSTIN ISD

Campus Name: JORDAN EL

Campus Number: 227901178

2022 Accountability Rating: B

This page is intentionally blank.



Texas Education Agency  
2021-22 STAAR Performance (TAPR)  
JORDAN EL (227901178) - AUSTIN ISD - TRAVIS COUNTY

School Year	State	District	Campus	African American	Hispanic	White	American Indian										
-------------	-------	----------	--------	------------------	----------	-------	-----------------	--	--	--	--	--	--	--	--	--	--


Texas Education Agency  
2021-22 STAAR Performance (TAPR)  
JORDAN EL (227901178) - AUSTIN ISD - TRAVIS COUNTY



y  
(TAPR)  
- TRAVIS COUNTY

	Pacific Islander	Two or More Races	Special Ed (Current)	Special Ed (Former)	Continu- ously Enrolled	Non- Continu- ously Enrolled	Econ Disadv	EB fEL (Current & Monitored)
-	*	-	17%	*	21%	15%	17%	20%
-	-	-	13%	*	11%	0%	6%	10%
-	*	-	22%	*	43%	35%	37%	43%
-	-	-	13%	*	25%	0%	17%	24%
								25%

Texas Education Agency  
2021-22 Progress (TAPR)  
JORDAN EL (227901178) - AUSTIN ISD - TRAVIS COUNTY



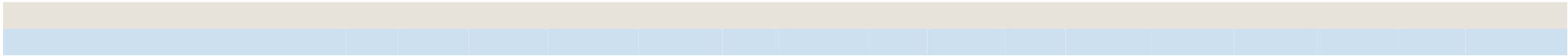






Texas Education Agency  
 2021-22 Bilingual Education/English as a Second Language (Current EB Students/EL) (TAPR)  
 JORDAN EL (227901178) - AUSTIN ISD - TRAVIS COUNTY

Due to the cancellation of spring 2020 STAAR, 2022 and 2019 School progress and STAAR progress measure data are shown.

	School Year	State	District	Campus	Total Bilingual Education	BE-Trans Early Exit	BE-Trans Late Exit	BE-Dual Two-Way	BE-Dual One-Way	ALP Bilingual (Exception)	Total ESL	ESL Content-Based	ESL Pull-Out	ALP ESL (Waiver)	EB/EL with Parental Denial	Never EB/EL	Total EB/EL (Current)	Monitored & Former EB/EL
All Grades ELA/Reading	2022	78%	78%	80%	80%	-	-	-	80%	-	64%	64%	-	-	*	83%	79%	-
	2019	68%	68%	67%	60%	-	60%	-	-	-	69%	69%	-	-	-	-	61%	-
All Grades Mathematics	2022	69%	73%	87%	89%	-	-	-	89%	-	71%	71%	-	-	*	86%	88%	-
	2019	70%	68%	79%	82%	-	82%	-	-	-	89%	89%	-	-	-	-	-	-





Texas Education Agency  
 2021-22 STAAR Participation (TAPR)  
 JORDAN EL (227901178) - AUSTIN ISD - TRAVIS COUNTY

	State	District	Campus	African American	Hispanic	White	American Indian	Asian	Pacific Islander	Two or More Races	Special Ed (Current)	Special Ed (Former)	Continuously Enrolled	Non-Continuously Enrolled	Econ Disadv	EB & EL (Current & Monitored)
Not Included in Accountability: Other Exclusions	0%	0%	0%	0%	0%	*	*	*	-	-	0%	*	0%	0%	0%	0%
Not Tested	13%	42%	6%	6%	6%	*	*	*	-	-	11%	*	7%	4%	6%	2%
Absent	2%	3%	0%	0%	0%	*	*	*	-	-	0%	*	0%	0%	0%	0%
Other	10%	38%	6%	6%	6%	*	*	*	-	-	11%	*	7%	4%	6%	2%

\*



Texas Education Agency  
 2021-22 Attendance, Graduation, and Dropout Rates (TAPR)  
 JORDAN EL (227901178) - AUSTIN ISD - TRAVIS COUNTY

	State	District	Campus	African American	Hispanic	White	American Indian	Asian	Pacific Islander	Two or More Races	Special Ed	Econ Disadv	EB/EL
Graduates, TxCHSE, and Continuers	93.8%	97.3%	-	-	-	-	-	-	-	-	-	-	-
Class of 2019													
Graduated	92.0%	96.0%	-	-	-	-	-	-	-	-	-	-	-
Received TxCHSE	0.5%	0.4%	-	-	-	-	-	-	-	-	-	-	-
Continued HS	1.3%	0.8%	-	-	-	-	-	-	-	-	-	-	-
Dropped Out	6.1%	2.8%	-	-	-	-	-	-	-	-	-	-	-
Graduates and TxCHSE	92.6%	96.4%	-	-	-	-	-	-	-	-	-	-	-
Graduates, TxCHSE, and Continuers	93.9%	97.2%	-	-	-	-	-	-	-	-	-	-	-
6-Year Extended Longitudinal Rate (Gr 9-12)													
Class of 2019													
Graduated	92.6%	96.6%	-	-	-	-	-	-	-	-	-	-	-
Received TxCHSE	0.6%	0.4%	-	-	-	-	-	-	-	-	-	-	-
Continued HS	0.6%	0.2%	-	-	-	-	-	-	-	-	-	-	-
Dropped Out	6.2%	2.8%	-	-	-	-	-	-	-	-	-	-	-
Graduates and TxCHSE	93.2%	97.1%	-	-	-	-	-	-	-	-	-	-	-
Graduates, TxCHSE, and Continuers	93.8%	97.2%	-	-	-	-	-	-	-	-	-	-	-
Class of 2018													
Graduated	92.6%	96.1%	-	-	-	-	-	-	-	-	-	-	-
Received TxCHSE	0.7%	0.8%	-	-	-	-	-	-	-	-	-	-	-
Continued HS	0.6%	0.2%	-	-	-	-	-	-	-	-	-	-	-
Dropped Out	6.1%	2.9%	-	-	-	-	-	-	-	-	-	-	-
Graduates and TxCHSE	93.3%	<b>96.9%</b>	-	-	-	-	-	-	-	-	-	-	-
		97.1%	-	-	-	-	-	-	-	-	-	-	-



Texas Education Agency  
 2021-22 Graduation Profile (TAPR)  
 JORDAN EL (227901178) - AUSTIN ISD - TRAVIS COUNTY

	Campus Count	Campus Percent	District Count	State Count
Graduates(2020-21 Annual Graduates)				
Total Graduates	-	-	4,515	358,842
<b>By Ethnicity:</b>				
African American	-	-	317	44,018
Hispanic				





Texas Education Agency  
2021-22 College, Career, and Military Readiness (CCMR) (TAPR)  
JORDAN EL (227901178) - AUSTIN ISD - TRAVIS COUNTY

There is no data for this campus.

Texas Education Agency  
2021-22 CCMR-Related Indicators (TAPR)  
JORDAN EL (227901178) - AUSTIN ISD - TRAVIS COUNTY

There is no data for this campus.

Texas Education Agency  
2021-22 Other Postsecondary Indicators (TAPR)  
JORDAN EL (227901178) - AUSTIN ISD - TRAVIS COUNTY

There is no data for this campus.

Texas Education Agency  
2021-22 Student Information (TAPR)  
JORDAN EL (227901178) - AUSTIN ISD - TRAVIS COUNTY

Student Information	Membership				Enrollment			
	Campus		District	State	Campus		District	State
	Count	Percent			Count	Percent		
Total Students	518	100.0%	71,883	5,402,928	547	100.0%	74,602	5,427,370
Students by Grade:								
Early Childhood Education	1	0.2%	0.1%	0.3%	1	0.2%	0.2%	0.4%
Pre-Kindergarten	78	15.1%	5.6%	4.1%	78	14.3%	5.4%	4.1%
Pre-Kindergarten: 3-year Old	22	4.2%	1.4%	0.6%	22	4.0%	1.4%	0.6%
Pre-Kindergarten: 4-year Old	56	10.8%	4.2%	3.5%	56	10.2%	4.0%	3.5%
Kindergarten	66	12.7%	7.3%	6.8%	68	12.4%	7.5%	6.8%
Grade 1	85	16.4%	7.7%	7.1%	93	17.0%	7.9%	7.1%
Grade 2	67	12.9%	7.3%	7.1%	73	13.3%	7.6%	7.1%
Grade 3	69	13.3%	7.2%	7.1%	73	13.3%	7.5%	7.1%
Grade 4	72	13.9%	7.1%	7.1%	76	13.9%	7.3%	7.1%
Grade 5	80	15.4%	6.9%	7.2%	85	15.5%	7.2%	7.2%
Grade 6	0	0.0%	6.6%	7.4%	0	0.0%	6.8%	7.4%
Grade 7	0	0.0%	7.3%	7.7%	0	0.0%	7.1%	7.7%
Grade 8	0	0.0%	7.3%	7.9%	0	0.0%	7.0%	7.8%
Grade 9	0	0.0%	8.3%	8.8%	0	0.0%	8.0%	8.8%
Grade 10	0	0.0%	7.5%	7.6%	0	0.0%	7.3%	7.5%
Grade 11	0	0.0%	7.0%	7.2%	0	0.0%	6.7%	7.2%
Grade 12	0	0.0%	6.7%	6.7%	0	0.0%	6.5%	6.7%
Ethnic Distribution:								
African American	116	22.4%	6.3%	12.8%	127	23.2%	6.4%	12.8%
Hispanic	373	72.0%	54.4%	52.8%	389	71.1%	54.4%	52.7%
White	20	3.9%	30.9%	26.3%	22	4.0%	30.6%	26.3%
American Indian	0	0.0%	0.0%	0.3%	0	0.0%	0.2%	0.3%
Asian	4	0.8%	0.0%	4.8%	4	0.7%	4.6%	4.8%
Pacific Islander	1	0.2%	0.0%	0.2%	1	0.2%	0.1%	0.2%
Two or More Races	4	0.8%	0.0%	2.9%	4	0.7%	3.8%	2.9%
Sex:								
Female	238	46.0%	48.8%					

	Enrollment			
	Campus	District	State	
Student Information				
Students w/ Discipline				
Students w/ Dyslexia	3	4.2%	7.6%	5.0%
Foster Care	0	0.0%	0.1%	0.3%
Homeless	2	0.7%	1.1%	1.1%
Immigrant	7	7.1%	5.6%	2.0%
Migrant	0	0.0%	0.0%	0.3%
Title I	7	100.0%	42.6%	64.3%
Military Connected	0	0.0%	0.2%	3.3%
At-Risk	2	77.1%	50.8%	53.5%
Students by Instructional Program:				
Bilingual/ESL Education	3	57.2%	32.6%	21.8%
Gifted and Talented Education	3	3.3%	12.4%	8.0%
Special Education	0	12.8%	13.1%	11.7%
Students with Disabilities by Type of Primary Disability:				
Total Students with Disabilities	68			
By Type of Primary Disability				
Students with Intellectual Disabilities	26	38.2%		
Students with Physical Disabilities	22	32.4%		
Students with Autism	**	**		
Students with Behavioral Disabilities	10	14.7%	17.6%	
Students with Non-Categorical Early Childhood	*	*	0.6%	
Mobility (2020-21):				
Total Mobile Students	65	15.3%	11.0%	13.5%
By Ethnicity:				
African American	25	5.9%	1.3%	2.5%
Hispanic	38	9.0%		

Texas Education Agency  
 2021-22 Student Information (TAPR)  
 JORDAN EL (227901178) - AUSTIN ISD - TRAVIS COUNTY

Student Information	--Non-Special Education Rates--			---Special Education Rates---		
	Campus	District	State	Campus	District	State
Retention Rates by Grade:						
Kindergarten	0.0%	0.7%	1.9%	0.0%	2.6%	5.2%
Grade 1	0.0%	0.7%	2.9%	0.0%	1.3%	4.2%
Grade 2	1.4%	0.5%	1.7%	0.0%	1.6%	2.2%
Grade 3	0.0%	0.5%	1.0%	0.0%	0.3%	1.0%
Grade 4	0.0%	0.1%	0.7%	0.0%	0.5%	0.7%
Grade 5	0.0%	0.1%	0.5%	0.0%	0.9%	0.7%
Grade 6	-	0.2%	0.6%	-	0.4%	0.6%
Grade 7	-	0.2%	0.7%	-	0.2%	0.7%
Grade 8	-	0.2%	0.6%	-	0.4%	0.8%
Grade 9	-	5.4%	10.5%	-	7.1%	14.1%

5.4%

Class Size Averages by Grade and Subject  
 (Derived from teacher responsibility records):



Texas Education Agency  
 2021-22 Staff Information (TAPR)  
 JORDAN EL (227901178) - AUSTIN ISD - TRAVIS COUNTY

	----- Campus -----			
Staff Information	Count/Average	Percent	District	State
Over 30 Years Experience				



