

2021-22 Texas Academic Performance Report (TAPR)

District Name: AUSTIN ISD

Campus Name: WIDEN EL

Campus Number: 227901175

2022 Accountability Rating: B

This page is intentionally blank.

Texas Education Agency
2021-22 STAAR Performance (TAPR)
WIDEN EL (227901175) - AUSTIN ISD - TRAVIS COUNTY


School Year	State	District	Campus	African American	Hispanic	White	American Indian	Asian	Pacific Islander	Two or More Races	Special Ed (Current)	Special Ed (Former)	Special				
-------------	-------	----------	--------	------------------	----------	-------	-----------------	-------	------------------	-------------------	----------------------	---------------------	---------	--	--	--	--

Texas Education Agency
2021-22 STAAR Performance (TAPR)
WIDEN EL (227901175) - AUSTIN ISD - TRAVIS COUNTY



School Year	State	District	Campus	African American	Hispanic	White	American										
-------------	-------	----------	--------	------------------	----------	-------	----------	--	--	--	--	--	--	--	--	--	--

Texas Education Agency
2021-22 Progress (TAPR)
WIDEN EL (227901175) - AUSTIN ISD - TRAVIS COUNTY

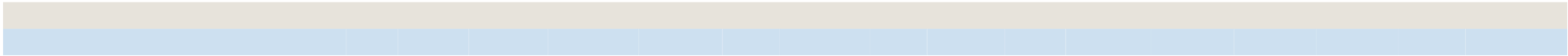


Due to the cancellation of spring 2020 STAAR, 2022 and 2019 progress data are shown.

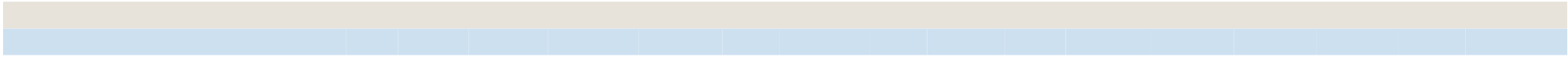

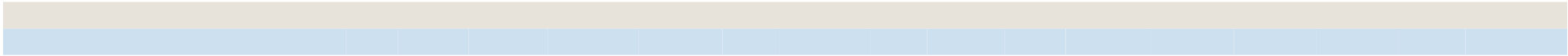

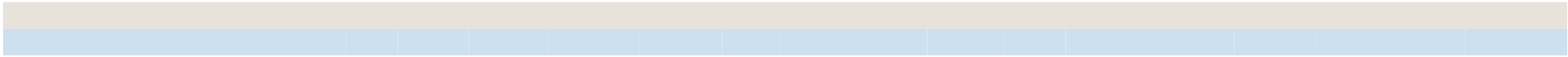




Texas Education Agency
2021-22 Bilingual Education/English as a Second Language (Current EB Students/EL) (TAPR)
WIDEN EL (227901175) - AUSTIN ISD - TRAVIS COUNTY









Texas Education Agency
2021-22 Attendance, Graduation, and Dropout Rates (TAPR)
WIDEN EL (227901175) - AUSTIN ISD - TRAVIS COUNTY

	State	District	Campus	African American	Hispanic	White	American Indian							
--	-------	----------	--------	------------------	----------	-------	-----------------	--	--	--	--	--	--	--

--	--	--	--	--	--	--	--	--	--	--	--	--	--	--

--	--	--	--	--	--	--	--	--	--	--	--	--	--	--

--	--	--	--	--	--	--	--	--	--	--	--	--	--	--

--	--	--	--	--	--	--	--	--	--	--	--	--	--	--

--	--	--	--	--	--	--	--	--	--	--	--	--	--	--

Texas Education Agency
 2021-22 Graduation Profile (TAPR)
 WIDEN EL (227901175) - AUSTIN ISD - TRAVIS COUNTY

	Campus Count	Campus Percent	District Count	State Count
Graduates(2020-21 Annual Graduates)				
Total Graduates	-	-	4,515	358,842
By Ethnicity:				
African American	-	-	317	44,018
Hispanic				



There is no data for this campus.

Texas Education Agency
2021-22 CCMR-Related Indicators (TAPR)
WIDEN EL (227901175) - AUSTIN ISD - TRAVIS COUNTY

There is no data for this campus.

Texas Education Agency
2021-22 Other Postsecondary Indicators (TAPR)
WIDEN EL (227901175) - AUSTIN ISD - TRAVIS COUNTY


There is no data for this campus.

Texas Education Agency
 2021-22 Student Information (TAPR)
 WIDEN EL (227901175) - AUSTIN ISD - TRAVIS COUNTY

Student Information	--Non-Special Education Rates--			---Special Education Rates---		
	Campus	District	State	Campus	District	State
Retention Rates by Grade:						
Kindergarten	0.0%	0.7%	1.9%	0.0%	2.6%	5.2%
Grade 1	2.0%	0.7%	2.9%	0.0%	1.3%	4.2%
Grade 2	0.0%	0.5%	1.7%	6.7%	1.6%	2.2%
Grade 3	3.4%	0.5%	1.0%	0.0%	0.3%	1.0%
Grade 4	2.8%	0.1%	0.7%	0.0%	0.5%	0.7%
Grade 5	0.0%	0.1%	0.5%	7.7%	0.9%	0.7%
Grade 6	-	0.2%	0.6%	-	0.4%	0.6%
Grade 7	-	0.2%	0.7%	-	0.2%	0.7%
Grade 8	-	0.2%	0.6%	-	0.4%	0.8%
Grade 9	-	5.4%	10.5%	-	Class Size	14.1%

Class Size Averages by Grade and Subject
 (Derived from teacher responsibility records):

Class Size Information		



--	--	--	--

[Redacted]

[Redacted]

[Redacted]

[Redacted]

[Redacted]

[Redacted]

[Redacted]

Texas Education Agency
2021-22 Staff Information (TAPR)
WIDEN EL (227901175) - AUSTIN ISD - TRAVIS COUNTY

	----- Campus -----		
Staff Information	Count/Average	Percent	

Texas Education Agency
 2021-22 Staff Information (TAPR)
 WIDEN EL (227901175) - AUSTIN ISD - TRAVIS COUNTY

Program Information	----- Campus -----		District	State
	Count	Percent		
Special Education	6.0	18.1%	16.6%	9.6%
Other	0.0	0.0%	8.5%	3.5%

- Indicates there are no students in the group.
- * Indicates results are masked due to small numbers to protect student confidentiality.
- ** When only one student disability or assessment group is masked, then the second smallest student disability or assessment group is masked regardless of size.
- n/a Indicates data reporting is not applicable for this group.
- ? Indicates that the data for this item were statistically improbable or were reported outside a reasonable range.

Link to: [PEIMS Financial Standard Reports 2020-21 Financial Actual Report](#)
 (To open link in a new window, press the "Ctrl" key and click on the link.)