

# 2021-22 Texas Academic Performance Report (TAPR)

District Name: AUSTIN ISD

Campus Name: KOCUREK EL

Campus Number: 227901172

2022 Accountability Rating: B

Distinction Designations:

Top 25 Percent: Comparative Academic Growth

This page is intentionally blank.

Texas Education Agency  
2021-22 STAAR Performance (TAPR)  
KOCUREK EL (227901172) - AUSTIN ISD - TRAVIS COUNTY

School Year	State	District	Campus	African American	Hispanic	White											
-------------	-------	----------	--------	------------------	----------	-------	--	--	--	--	--	--	--	--	--	--	--

Texas Education Agency  
 2021-22 STAAR Performance (TAPR)  
 KOCUREK EL (227901172) - AUSTIN ISD - TRAVIS COUNTY

	School Year	State	District	Campus	African American	Hispanic	White	American Indian	Asian	Pacific Islander	Two or More Races	Special Ed (Current)	Special Ed (Former)	Continuously Enrolled	Non-Continuously Enrolled	Econ Disadv	EB fEL (Current & Monitored)



Texas Education Agency  
2021-22 STAAR Performance (TAPR)  
KOCUREK EL (227901172) - AUSTIN ISD - TRAVIS COUNTY

	School Year	State	District	Campus	African American	Hispanic	White	American Indian	Asian	Pacific Islander	Two or More Races	Special Ed (Current)	Special Ed (Former)	Continuously Enrolled	Non-Continuously Enrolled	Econ Disadv	EB & EL
--	-------------	-------	----------	--------	------------------	----------	-------	-----------------	-------	------------------	-------------------	----------------------	---------------------	-----------------------	---------------------------	-------------	---------



Texas Education Agency  
2021-22 STAAR Performance (TAPR)  
KOCUREK EL (227901172) - AUSTIN ISD - TRAVIS COUNTY

School Year	State	District	Campus	African American	Hispanic	White	American Indian										
-------------	-------	----------	--------	------------------	----------	-------	-----------------	--	--	--	--	--	--	--	--	--	--





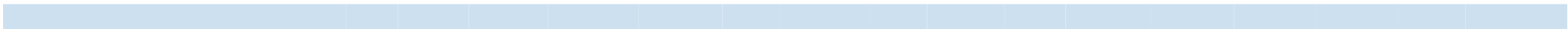

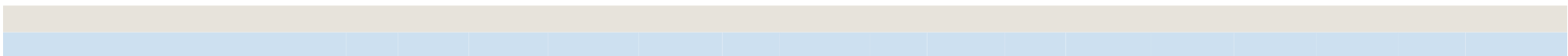


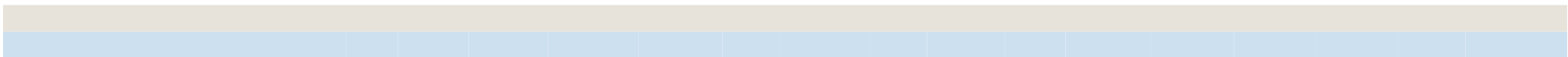


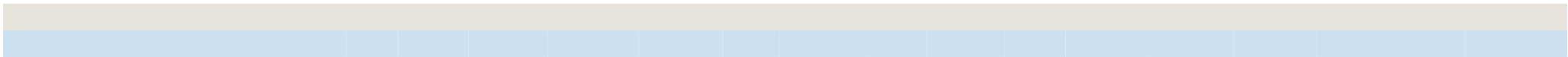




Texas Education Agency  
 2021-22 Bilingual Education/English as a Second Language (Current EB Students/EL) (TAPR)  
 KOCUREK EL (227901172) - AUSTIN ISD - TRAVIS COUNTY


Due to the cancellation of spring 2020 STAAR, 2022 and 2019 School progress and STAAR progress measure data are shown.

	School Year	State	District	Campus	Total Bilingual Education	BE-Trans Early Exit	BE-Trans Late Exit	BE-Dual Two-Way	BE-Dual One-Way	ALP Bilingual (Exception)	Total ESL	ESL Content-Based	ESL Pull-Out	ALP ESL (Waiver)	EB/EL with Parental Denial	Never EB/EL	Total EB/EL (Current)	Monitored & Former EB/EL
All Grades ELA/Reading	2022	78%	78%	86%	93%	-	93%	-	-	-	*	*	-	-	-	86%	83%	-
	2019	68%	68%	73%	66%	-	66%	-	-	-	*	*	-	-	-	-	65%	-
All Grades Mathematics	2022	69%	73%	89%	92%	-	92%	-	-	-	*	*	-	-	-	88%	94%	-
	2019	70%	68%	75%	65%	-	65%	-	-	-	*	*	-	-	-	-	64%	-

- \* Indicates results are masked due to small numbers to protect student confidentiality.
- Indicates there are no students in the group.
- Blank cell indicates there are no data available in the group.



Texas Education Agency  
2021-22 STAAR Participation (TAPR)  
KOCUREK EL (227901172) - AUSTIN ISD - TRAVIS COUNTY

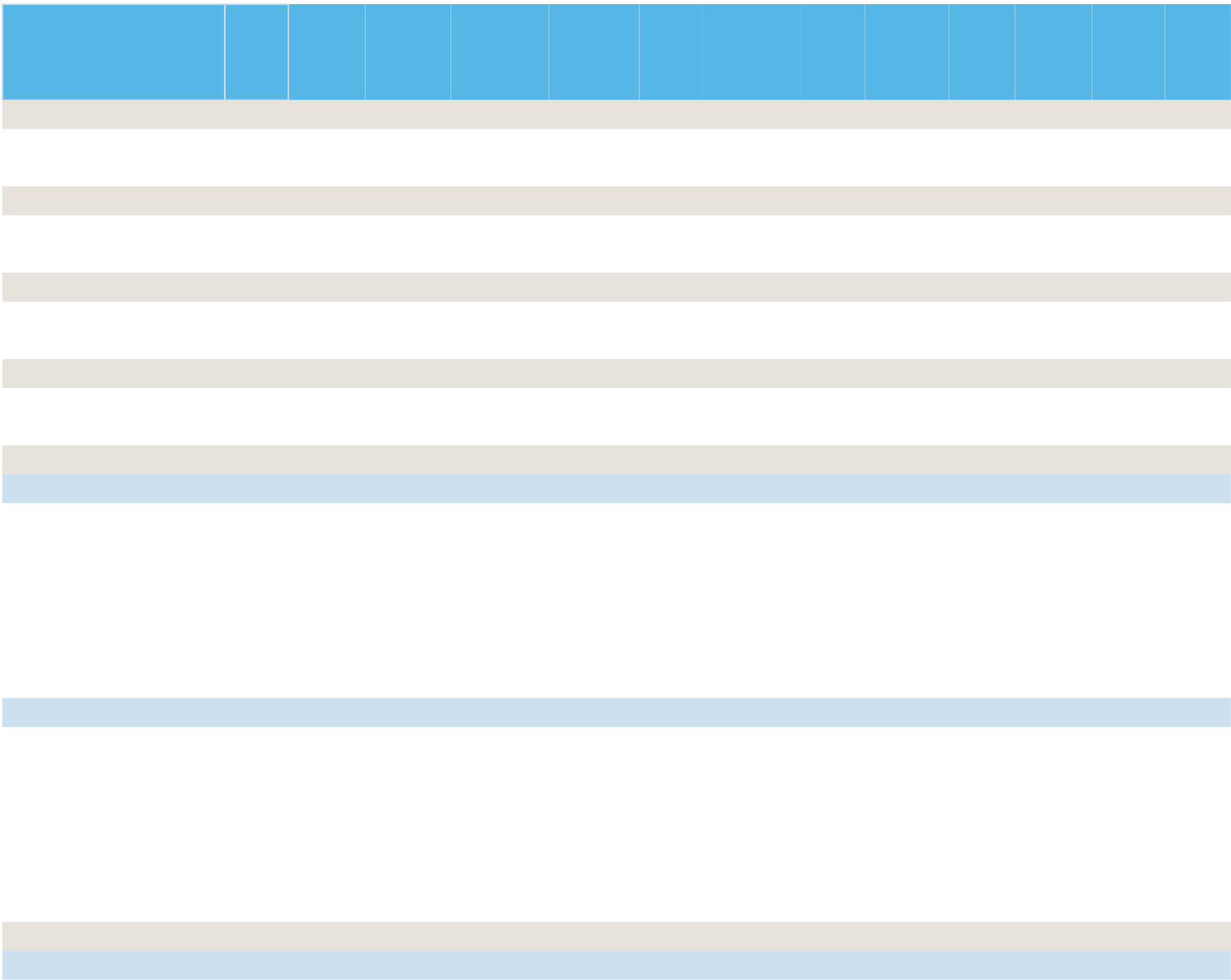


Texas Education Agency  
 2021-22 STAAR Participation (TAPR)  
 KOCUREK EL (227901172) - AUSTIN ISD - TRAVIS COUNTY

	State	District	Campus	African American	Hispanic	White	American Indian	Asian	Pacific Islander	Two or More Races	Special Ed (Current)	Special Ed (Former)	Continuously Enrolled	Non-Continuously Enrolled	Econ Disadv	EB & EL (Current & Monitored)
Not Included in Accountability: Other Exclusions	0%	0%	0%	0%	0%	0%	-	*	-	*	0%	0%	0%	0%	0%	0%
Not Tested	13%	42%	35%	60%	29%	40%	-	*	-	*	36%	40%	36%	31%	36%	18%
Absent	2%	3%	0%	0%	0%	0%	-	*	-	*	0%	0%	0%	0%	0%	0%
Other	10%	38%	35%	60%	29%	40%	-	*	-	*	36%	40%	36%	31%	36%	18%

\* Indicates results are masked due to small numbers to protect student confidentiality.  
 - Indicates there are no students in the group.

Texas Education Agency  
2021-22 Attendance, Graduation, and Dropout Rates (TAPR)  
KOCUREK EL (227901172) - AUSTIN ISD - TRAVIS COUNTY





Texas Education Agency  
 2021-22 Attendance, Graduation, and Dropout Rates (TAPR)  
 KOCUREK EL (227901172) - AUSTIN ISD - TRAVIS COUNTY

	State	District	Campus	African American	Hispanic	White	American Indian	Asian	Pacific Islander	Two or More Races	Special Ed	Econ Disadv	EB/EL
Class of 2021	81.9%	89.7%	-	-	-	-	-	-	-	-	-	-	-
Class of 2020	83.5%	91.2%	-	-	-	-	-	-	-	-	-	-	-
RHSP/DAP/FHSP-E/FHSP-DLA Graduates (Longitudinal Rate)													
Class of 2021	85.7%	92.0%	-	-	-	-	-	-	-	-	-	-	-
Class of 2020	87.8%	93.7%	-	-	-	-	-	-	-	-	-	-	-
RHSP/DAP Graduates (Annual Rate)													
2020-21	43.8%	0.0%	-	-	-	-	-	-	-	-	-	-	-
2019-20	38.6%	2.8%	-	-	-	-	-	-	-	-	-	-	-
FHSP-E Graduates (Annual Rate)													
2020-21	3.8%	2.7%	-	-	-	-	-	-	-	-	-	-	-
2019-20	4.4%	2.8%	-	-	-	-	-	-	-	-	-	-	-
FHSP-DLA Graduates (Annual Rate)													
2020-21	80.4%	87.5%	-	-	-	-	-	-	-	-	-	-	-
2019-20	81.8%	89.4%	-	-	-	-	-	-	-	-	-	-	-
RHSP/DAP/FHSP-E/FHSP-DLA Graduates (Annual Rate)													
2020-21	84.1%	89.8%	-	-	-	-	-	-	-	-	-	-	-
2019-20	85.8%	91.4%	-	-	-	-	-	-	-	-	-	-	-

Texas Education Agency  
2021-22 Graduation Profile (TAPR)  
KOCUREK EL (227901172) - AUSTIN ISD - TRAVIS COUNTY

	Campus Count	Campus Percent	District Count	State Count
Graduates(2020-21 Annual Graduates)				
Total Graduates	-	-	4,515	358,842
<b>By Ethnicity:</b>				
African American	-	-	317	44,018
Hispanic	-	-	2,313	183,306
White	-	-	1,520	103,898
American Indian	-	-	10	1,195
Asian	-	-	195	18,030
Pacific Islander	-	-	3	553
Two or More Races	-	-	157	7,842
<b>By Graduation Type:</b>				
Minimum H.S. Program	-	-	22	934
Recommended H.S. Program/Distinguished Achievement Program	-	-	0	729
Foundation H.S. Program (No Endorsement)	-	-	439	56,281
Foundation H.S. Program (Endorsement)	-	-	121	13,582
Foundation H.S. Program (DLA)	-	-	3,933	287,316
Special Education Graduates	-	-	461	31,028
Economically Disadvantaged Graduates	-	-	1,727	184,225
Emergent Bilingual (EB)/English Learner (EL) Graduates	-	-	542	32,809
At-Risk Graduates	-	-	1,860	155,884
CTE Completers	-	-	1,211	99,076



There is no data for this campus.





Texas Education Agency  
2021-22 Other Postsecondary Indicators (TAPR)  
KOCUREK EL (227901172) - AUSTIN ISD - TRAVIS COUNTY

There is no data for this campus.

Texas Education Agency  
2021-22 Student Information (TAPR)  
KOCUREK EL (227901172) - AUSTIN ISD - TRAVIS COUNTY

	Membership				Enrollment		
Campus	Campus						



Texas Education Agency  
2021-22 Student Information (TAPR)  
KOCUREK EL (227901172) - AUSTIN ISD - TRAVIS COUNTY



--	--	--	--	--	--	--	--

--	--	--	--	--	--	--	--



--	--	--	--	--	--	--	--

--	--	--	--	--	--	--	--



Texas Education Agency  
 2021-22 Staff Information (TAPR)  
 KOCUREK EL (227901172) - AUSTIN ISD - TRAVIS COUNTY

Staff Information	----- Campus -----		District	State
	Count/Average	Percent		
Total Staff	54.6	100.0%	100.0%	100.0%
Professional Staff:	44.6	81.7%	63.7%	64.1%
Teachers	39.2	71.8%	49.5%	49.3%
Professional Support	3.4	6.2%	10.5%	49.3%



Texas Education Agency  
 2021-22 Staff Information (TAPR)  
 KOCUREK EL (227901172) - AUSTIN ISD - TRAVIS COUNTY

	----- Campus -----		District	State
Staff Information	Count/Average	Percent		
Over 30 Years Experience	2.0	5.1%	3.2%	2.9%



Texas Education Agency  
 2021-22 Staff Information (TAPR)  
 KOCUREK EL (227901172) - AUSTIN ISD - TRAVIS COUNTY

Program Information	----- Campus -----		District	State
	Count	Percent		
Special Education	7.0	17.8%	16.6%	9.6%
Other	0.0	0.0%	8.5%	3.5%

- Indicates there are no students in the group.

\*