

2021-22 Texas Academic Performance Report (TAPR)

District Name: AUSTIN ISD

Campus Name: BOONE EL

Campus Number: 227901170

2022 Accountability Rating: B

This page is intentionally blank.





Texas Education Agency
2021-22 Progress (TAPR)
BOONE EL (227901170) - AUSTIN ISD - TRAVIS COUNTY

Due to the cancellation of spring 2020 STAAR, 2022 and 2019 progress data are shown.

School Year	State	District	Campus	African American	Hispanic	White	American Indian													
-------------	-------	----------	--------	------------------	----------	-------	-----------------	--	--	--	--	--	--	--	--	--	--	--	--	--

Texas Education Agency
 2021-22 Bilingual Education/English as a Second Language (Current EB Students/EL) (TAPR)
 BOONE EL (227901170) - AUSTIN ISD - TRAVIS COUNTY

Due to the cancellation of spring 2020 STAAR, 2022 and 2019 School progress and STAAR progress measure data are shown.

	School Year	State	District	Campus	Total Bilingual Education	BE-Trans Early Exit	BE-Trans Late Exit	BE-Dual Two-Way	BE-Dual One-Way	ALP Bilingual (Exception)	Total ESL	ESL Content-						
--	-------------	-------	----------	--------	---------------------------	---------------------	--------------------	-----------------	-----------------	---------------------------	-----------	--------------	--	--	--	--	--	--

--	--	--	--	--	--	--	--	--	--	--	--	--	--	--	--	--	--	--

--	--	--	--	--	--	--	--	--	--	--	--	--	--	--	--	--	--	--

--	--	--	--	--	--	--	--	--	--	--	--	--	--	--	--	--	--	--

--	--	--	--	--	--	--	--	--	--	--	--	--	--	--	--	--	--	--


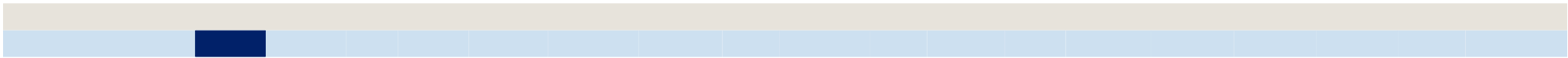

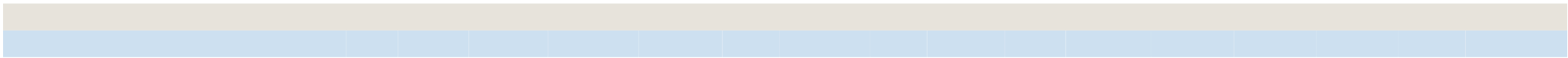

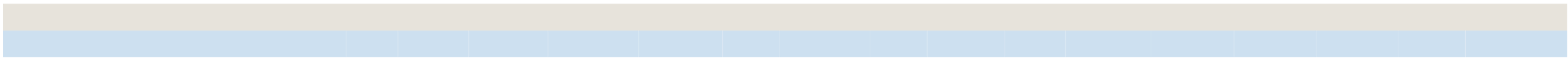


--	--	--	--	--	--	--	--	--	--	--	--	--	--	--	--	--	--	--

Texas Education Agency
 2021-22 Bilingual Education/English as a Second Language (Current EB Students/EL) (TAPR)
 BOONE EL (227901170) - AUSTIN ISD - TRAVIS COUNTY

Due to the cancellation of spring 2020 STAAR, 2022 and 2019 School progress and STAAR progress measure data are shown.

	School Year	State	District	Campus	Total Bilingual Education	BE-Trans Early Exit	BE-Trans Late Exit	BE-Dual Two-Way	BE-Dual One-Way	ALP Bilingual (Exception)	Total ESL	ESL Content-Based	ESL Pull-Out	ALP ESL (Waiver)	EB/EL with Parental Denial	Never EB/EL	Total EB/EL (Current)	Monitored & Former EB/EL
All Grades ELA/Reading	2022	78%	78%	84%	-	-	-	-	-	-	86%	86%	-	-	-	83%	86%	*
	2019	68%	68%	72%	-	-	-	-	-	-	67%	67%	-	-	-	-	67%	
All Grades Mathematics	2022	69%	73%	84%	-	-	-	-	-	-	71%	71%	-	-	-	84%	71%	*
	2019	70%	68%	82%	-	-	-	-	-	-	83%	83%	-	-	-	-	83%	

- * Indicates results are masked due to small numbers to protect student confidentiality.
- Indicates there are no students in the group.
- Blank cell indicates there are no data available in the group.











Texas Education Agency
2021-22 Graduation Profile (TAPR)
BOONE EL (227901170) - AUSTIN ISD - TRAVIS COUNTY

Campus Count	Camp97 Percent	1	1	J	1	j	0	0	J	0	j	524.3	536.11	36.28	R	B*	0	d	1	J	1	j	0	d
-----------------	-------------------	---	---	---	---	---	---	---	---	---	---	-------	--------	-------	---	----	---	---	---	---	---	---	---	---



Texas Education Agency
2021-22 College, Career, and Military Readiness (CCMR) (TAPR)
BOONE EL (227901170) - AUSTIN ISD - TRAVIS COUNTY

There is no data for this campus.

Texas Education Agency
2021-22 CCMR-Related Indicators (TAPR)
BOONE EL (227901170) - AUSTIN ISD - TRAVIS COUNTY

There is no data for this campus.

Texas Education Agency
2021-22 Other Postsecondary Indicators (TAPR)
BOONE EL (227901170) - AUSTIN ISD - TRAVIS COUNTY

There is no data for this campus.

Texas Education Agency
2021-22 Student Information (TAPR)
BOONE EL (227901170) - AUSTIN ISD - TRAVIS COUNTY

--	--	--	--	--	--	--	--	--	--

--	--	--	--	--	--	--	--	--	--

--	--	--	--	--	--	--	--	--	--

--	--	--	--	--	--	--	--	--	--

Texas Education Agency
2021-22 Student Information (TAPR)
BOONE EL (227901170) - AUSTIN ISD - TRAVIS COUNTY

	--Non-Special Education Rates--		---Special Education Rates---		

Texas Education Agency
2021-22 Staff Information (TAPR)
BOONE EL (227901170) - AUSTIN ISD - TRAVIS COUNTY

	----- Campus -----		District	State
Staff Information	Count/Average	Percent		
Over 30 Years Experience	0.0	0.0%	3.2%	2.9%
Number of Students per Teacher	12.4	n/a	13.8	14.6

Staff Information	Campus	District	State
Experience of Campus Leadership:			
Average Years Experience of Principals	15.0	6.6	6.3
Average Years Experience of Principals with District	15.0	6.2	5.4
Average Years Experience of Assistant Principals	3.0	5.5	5.5
Average Years Experience of Assistant Principals with District	3.0	5.0	4.8
Average Years Experience of Teachers:			
Average Years Experience of Teachers:	11.2	10.4	11.1
Average Years Experience of Teachers with District:	8.5	7.9	7.2
Average Teacher Salary by Years of Experience (regular duties only):			
Beginning Teachers	\$38,430	\$50,931	\$51,054
1-5 Years Experience	\$52,865	\$53,753	\$54,577
6-10 Years Experience	\$55,549	\$55,764	\$57,746
11-20 Years Experience	\$55,823	\$56,873	\$61,377
21-30 Years Experience	\$60,814	\$61,418	\$65,949
Over 30 Years Experience	-	\$71,664	\$71,111
Average Actual Salaries (regular duties only):			
Teachers	\$55,885	\$56,424	\$58,887
Professional Support	\$63,406	\$74,370	\$69,505
Campus Administration (School Leadership)	\$93,872	\$91,811	\$84,990
Instructional Staff Percent:	n/a	62.4%	64.9%
Contracted Instructional Staff (not incl. above):	0.0	15.0	2,113.6

	----- Campus -----		State
Program Information	Count	Percent	
Teachers by			

Texas Education Agency
 2021-22 Staff Information (TAPR)
 BOONE EL (227901170) - AUSTIN ISD - TRAVIS COUNTY

Program Information	----- Campus -----		District	State
	Count	Percent		
Special Education	6.0	16.1%	16.6%	9.6%
Other	0.0	0.0%	8.5%	3.5%

- Indicates there are no students in the group.
- * Indicates results are masked due to small numbers to protect individual student information.