

# 2021-22 Texas Academic Performance Report (TAPR)

District Name: AUSTIN ISD

Campus Name: LANGFORD EL

Campus Number: 227901168

2022 Accountability Rating: B

This page is intentionally blank.



Texas Education Agency  
 2021-22 STAAR Performance (TAPR)  
 LANGFORD EL (227901168) - AUSTIN ISD - TRAVIS COUNTY

	School Year	State	District	Campus	African American	Hispanic	White	American Indian	Asian	Pacific Islander	Two or More Races	Special Ed (Current)	Special Ed (Former)	Continuously Enrolled	Non-Continuously Enrolled	Econ Disadv	EB & EL (Current & Monitored)
At Approaches Grade Level or Above _____	2022	81%	84%	54%	40%	54%	-	-	*	-	*	33%	*	53%	67%	53%	54%
	2021	73%	74%	48%	20%	50%											


Texas Education Agency  
2021-22 STAAR Performance (TAPR)  
LANGFORD EL (227901168) - AUSTIN ISD - TRAVIS COUNTY

School Year	State	District	Campus	African American	Hispanic	White	American Indian	Asian	Pacific Islander	Two or More Races	Special Ed (Current)	Special				
-------------	-------	----------	--------	------------------	----------	-------	-----------------	-------	------------------	-------------------	----------------------	---------	--	--	--	--



Texas Education Agency  
2021-22 Progress (TAPR)  
LANGFORD EL (227901168) - AUSTIN ISD - TRAVIS COUNTY

Due to the cancellation of spring 2020 STAAR, 2022 and 2019 progress data are shown.

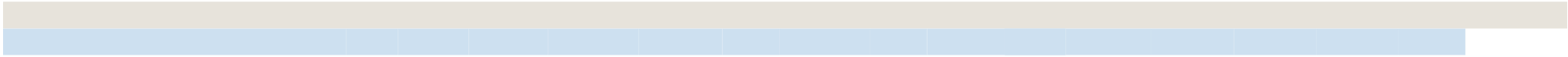

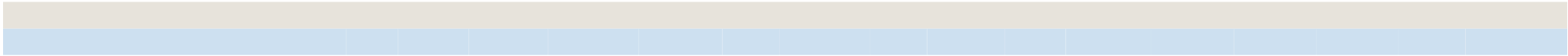

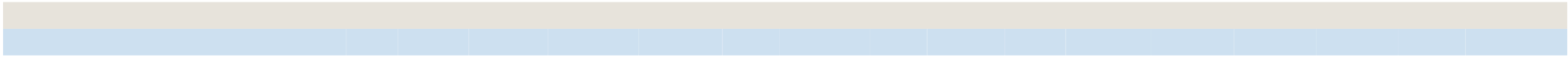















Texas Education Agency  
 2021-22 STAAR Participation (TAPR)  
 LANGFORD EL (227901168) - AUSTIN ISD - TRAVIS COUNTY

	State	District	Campus	African American	Hispanic	White	American Indian	Asian	Pacific Islander	Two or More Races	Special Ed (Current)	Special Ed (Former)	Continuously Enrolled	Non-Continuously Enrolled	Econ Disadv	EB & EL (Current & Monitored)
Not Included in Accountability: Other Exclusions	0%	0%	0%	0%	0%	*	-	-	-	-	0%	-	0%	0%	0%	0%
Not Tested	13%	42%	0%	0%	0%	*	-	-	-	-	0%	-	0%	0%	0%	0%
Absent	2%	3%	0%	0%	0%	*										

2021-22 At  
LANGFORD

Texas

	State	District C
<b>Attendance Rate</b>		
2019-20	98.3%	98.3%
<b>Chronic Absenteeism</b>		
2020-21	15.0%	14.9%
2019-20	6.7%	8.9%
<b>Annual Dropout Rate (Gr 7-8)</b>		
2020-21	0.9%	1.0%
2019-20	0.5%	0.5%
<b>Annual Dropout Rate (Gr 9-12)</b>		
2020-21	2.4%	1.2%



ΔV

88	*	98.5%
-	*	38.8%
-		24.1%
-		5.2%
-		3.4%





Texas Education Agency  
2021-22 Attendance, Graduation, and Dropout Rates (TAPR)  
LANGFORD EL (227901168) - AUSTIN ISD - TRAVIS COUNTY

	State	District	Campus	African American	Hispanic	White	American Indian	Asian	Pacific Islander	Two or more			

Texas Education Agency  
 2021-22 Graduation Profile (TAPR)  
 LANGFORD EL (227901168) - AUSTIN ISD - TRAVIS COUNTY

	Campus Count	Campus Percent	District Count	State Count
Graduates(2020-21 Annual Graduates)				
Total Graduates	-	-	4,515	358,842
<b>By Ethnicity:</b>				
African American	-	-	317	44,018
Hispanic	-	-	2,313	183,306





There is no data for this campus.



Texas Education Agency  
2021-22 Other Postsecondary Indicators (TAPR)  
LANGFORD EL (227901168) - AUSTIN ISD - TRAVIS COUNTY

There is no data for this campus.



Texas Education Agency  
 2021-22 Student Information (TAPR)  
 LANGFORD EL (227901168) - AUSTIN ISD - TRAVIS COUNTY

Student Information	Membership				Enrollment			
	Campus		District	State	Campus		District	State
	Count	Percent			Count	Percent		
Students w/ Disciplinary Placements (2020-21)	0	0.0%	0.1%	0.6%				
Students w/ Dyslexia	43	9.0%	7.6%	5.0%	45	8.9%	7.6%	5.0%
Foster Care	0	0.0%	0.1%	0.3%	0	0.0%	0.1%	0.3%
Homeless	10	2.1%	1.1%	1.1%	10	2.0%	1.1%	1.1%
Immigrant	37	7.7%	5.7%	2.0%	38	7.5%	5.6%	2.0%
Migrant	0	0.0%	0.0%	0.3%	0	0.0%	0.0%	0.3%
Title I	479	100.0%	42.4%	64.3%	506	100.0%	42.6%	64.3%
Military Connected	2	0.4%	0.3%	3.3%	2	0.4%	0.2%	3.3%
At-Risk	383	80.0%	51.1%	53.5%	401	79.2%	50.8%	53.5%
Students by Instructional Program:								
Bilingual/ESL Education	286	59.7%	32.5%	21.9%	298	58.9%	32.6%	21.8%
Gifted and Talented Education	5	1.0%	12.4%	8.0%	5	1.0%	12.4%	8.0%

70.52 417.45 0.14 13.1 re B\* d 1 J1 j 0.000 0.000 0.000 rg 0.000



Texas Education Agency  
 2021-22 Student Information (TAPR)  
 LANGFORD EL (227901168) - AUSTIN ISD - TRAVIS COUNTY

Student Information	--Non-Special Education Rates--			---Special Education Rates---		
	Campus	District	State	Campus	District	State
Retention Rates by Grade:						
Kindergarten	0.0%	0.7%	1.9%	0.0%	2.6%	5.2%
Grade 1	0.0%	0.7%	2.9%	0.0%	1.3%	4.2%
Grade 2	0.0%	0.5%	1.7%	0.0%	1.6%	2.2%
Grade 3	0.0%	0.5%	1.0%	0.0%	0.3%	1.0%
Grade 4	0.0%	0.1%	0.7%	0.0%	0.5%	0.7%
Grade 5	0.0%	0.1%	0.5%	0.0%	0.9%	0.7%
Grade 6	-	0.2%	0.6%	-	0.4%	0.6%
Grade 7	-	0.2%	0.7%	-	0.2%	0.7%
Grade 8	-	0.2%	0.6%	-	0.4%	0.8%
Grade 9	-	5.4%	10.5%	-	7.1%	14.1%

5.4%

Class Size Averages by Grade and Subject  
 (Derived from teacher responsibility records):

Texas Education Agency  
2021-22 Staff Information (TAPR)  
LANGFORD EL (227901168) - AUSTIN ISD - TRAVIS COUNTY

	----- Campus -----	
Staff Information		

Texas Education Agency  
 2021-22 Staff Information (TAPR)  
 LANGFORD EL (227901168) - AUSTIN ISD - TRAVIS COUNTY

Staff Information	----- Campus -----		District	State
	Count/Average	Percent		
Over 30 Years Experience	1.0	2.2%	3.2%	2.9%
Number of Students per Teacher	10.7	n/a	13.8	14.6

Staff Information	Campus	District	State
Experience of Campus Leadership:			
Average Years Experience of Principals	10.0	6.6	6.3
Average Years Experience of Principals with District	10.0	6.2	5.4
Average Years Experience of Assistant Principals	4.0	5.5	5.5
Average Years Experience of Assistant Principals with District	4.0	5.0	4.8
Average Years Experience of Teachers:			
Average Years Experience of Teachers with District:	8.0	7.9	7.2
Average Teacher Salary by Years of Experience (regular)			

Salary



Texas Education Agency  
 2021-22 Staff Information (TAPR)  
 LANGFORD EL (227901168) - AUSTIN ISD - TRAVIS COUNTY

Program Information	----- Campus -----		District	State
	Count	Percent		
Special Education	7.2	16.1%	16.6%	9.6%
Other	0.0	0.0%	8.5%	3.5%

- Indicates there are no students in the group.
- \* Indicates results are masked due to small numbers to protect student confidentiality.
- \*\* When only one student disability or assessment group is masked, then the second smallest student disability or assessment group is masked regardless of size.
- n/a Indicates data reporting is not applicable for this group.
- ? Indicates that the data for this item were statistically improbable or were reported outside a reasonable range.

Link to: [PEIMS Financial Standard Reports 2020-21 Financial Actual Report](#)  
 (To open link in a new window, press the "Ctrl" key and click on the link.)