

# 2021-22 Texas Academic Performance Report (TAPR)

District Name: AUSTIN ISD

Campus Name: COOK EL

Campus Number: 227901161

2022 Accountability Rating: B

This page is intentionally blank.










Texas Education Agency  
2021-22 Progress (TAPR)  
COOK EL (227901161) - AUSTIN ISD - TRAVIS COUNTY

Due to the cancellation of spring 2020 STAAR, 2022 and 2019 progress data are shown.

	School Year	State	District	Campus	African American	Hispanic	White	American Indian	Asian	Pacific Islander	Two or More Races	Special Ed (Current)	Special Ed (Former)	Continuously Enrolled	Non-Continuously Enrolled	Econ Disadv	EB/EL (Current & Monitored)
School Progress Domain - Academic Growth Score by Grade and Subject																	
Grade 4 ELA/Reading	2022	77	80	74	*	71	*	-	*	-	-	*	*	81	63	74	73
	2019	61	63	49	*	48	*	-	-	-	*	36	*	50	45	49	52
Grade 4 Mathematics	2022	74	80	87	*	91	*	-	*	-	-	*	*	81	94	86	89
	2019	65	67	65	*	65	*	-	-	-	*	71	*	64	68	64	69
Grade 5 ELA/Reading	2022	87	91	77	*	76	-	-	-	-	-	*	*	70	92	79	72
	2019	81	82	78	30	83	-	-	-	-	*	88	*	79	75	77	92
Grade 5 Mathematics	2022	79	88	88	*	88	-	-	-	-	-	*	*	89	88	91	86
	2019	83	83	67	92	63	-	-	-	-	*	88	*	62	88	67	56
All Grades Both Subjects	2022	74	76	82	100	82	*	-	*	-	-	96	*	81	84	83	81
	2019	69	68	65	65	66	*	-	-	-	*	72	56	64	70	65	68
All Grades ELA/Reading	2022	78	78	75	*	73	*	-	*	-	-	100	*	75	76	77	73
	2019	68	68	65	44	67	*	-	-	-	*	63	*	66	60	64	75
All Grades Mathematics	2022	69	73	88	*	89	*	-	*	-	-	93	*	85	91	88	88
	2019	70	68	66	83	64	*	-	-	-	*	80	*	63	78	66	62

\* Indicates results are masked due to small numbers to protect student confidentiality.  
- Indicates there are no students in the group.





Texas Education Agency  
 2021-22 Bilingual Education/English as a Second Language (Current EB Students/EL) (TAPR)  
 COOK EL (227901161) - AUSTIN ISD - TRAVIS COUNTY

Due to the cancellation of spring 2020 STAAR, 2022 and 2019 School progress and STAAR progress measure data are shown.

Texas Education

	School Year	State	District	Campus	Total Bilingual Education	BE-Trans Early Exit	BE-Trans Late Exit	BE-Dual Two-Way	BE-Dual One-Way	ALP Bilingual (Exception)	Total ESL	ESL Content-Based	ESL Pull-Out	ALP ESL (Waiver)	EB/EL with Parental Denial	Never EB/EL	Total EB/EL (Current)	Monitored & Former EB/EL
All Grades ELA/Reading	2022	78%	78%	75%	71%	-	-	-	71%	-	*	*	-	-	-	88%	73%	-
	2019	68%	68%	65%	76%	-	-	-	76%		*	*	-		*		75%	










Texas Education Agency  
 2021-22 Attendance, Graduation, and Dropout Rates (TAPR)  
 COOK EL (227901161) - AUSTIN ISD - TRAVIS COUNTY

	State	District	Campus	African American	Hispanic	White	American Indian	Asian	Pacific Islander	Two or More Races	Special Ed	Econ Disadv	
													535.68
													492.62
													0.14
													43.77
													re B*

Texas Education Agency  
 2021-22 Attendance, Graduation, and Dropout Rates (TAPR)  
 COOK EL (227901161) - AUSTIN ISD - TRAVIS COUNTY

	State	District	Campus	African American	Hispanic	White	American Indian	Asian	Pacific Islander	Two or More Races	Special Ed	Econ Disadv	ELL
Graduates, TxCHSE, and Continuers	93.8%	97.3%	-	-	-	-	-	-	-	-	-	-	-

0. d 1 J 1 j 0 d 0 J 0



Texas Education Agency  
2021-22 Attendance, Graduation, and Dropout Rates (TAPR)  
COOK EL (227901161) - AUSTIN ISD - TRAVIS COUNTY

	State	District	Campus	African American	Hispanic	White	American Indian							

Texas Education Agency  
 2021-22 Graduation Profile (TAPR)  
 COOK EL (227901161) - AUSTIN ISD - TRAVIS COUNTY

	Campus Count	Campus Percent	District Count	State Count
Graduates(2020-21 Annual Graduates)				
Total Graduates	-	-	4,515	358,842
<b>By Ethnicity:</b>				
African American	-	-	317	44,018
Hispanic	-	-	2,313	183,306





Texas Education Agency  
2021-22 College, Career, and Military Readiness (CCMR) (TAPR)  
COOK EL (227901161) - AUSTIN ISD - TRAVIS COUNTY

There is no data for this campus.

Texas Education Agency  
2021-22 CCMR-Related Indicators (TAPR)  
COOK EL (227901161) - AUSTIN ISD - TRAVIS COUNTY

There is no data for this campus.

Texas Education Agency  
2021-22 Other Postsecondary Indicators (TAPR)  
COOK EL (227901161) - AUSTIN ISD - TRAVIS COUNTY

There is no data for this campus.

Student Information	Membership				Enrollment			
	Campus		District	State	Campus		District	State
	Count	Percent			Count	Percent		
Total Students	429	100.0%	71,883	5,402,928	464	100.0%	74,602	5,427,370
Students by Grade:								
Early Childhood Education	0	0.0%	0.1%	0.3%	0	0.0%	0.2%	0.4%
Pre-Kindergarten	72	16.8%	5.6%	4.1%	72	15.5%	5.4%	4.1%
Pre-Kindergarten: 3-year Old	22	5.1%	1.4%	0.6%	22	4.7%	1.4%	0.6%
Pre-Kindergarten: 4-year Old	50	11.7%	4.2%	3.5%	50	10.8%	4.0%	3.5%
Kindergarten	56	13.1%	7.3%	6.8%	61	13.1%	7.5%	6.8%
Grade 1	67	15.6%	7.7%	7.1%	75	16.2%	7.9%	7.1%
Grade 2	66	15.4%	7.3%	7.1%	69			


15.4%





Texas Education Agency  
 2021-22 Staff Information (TAPR)  
 COOK EL (227901161) - AUSTIN ISD - TRAVIS COUNTY

Staff Information	----- Campus -----			District	State
	Count/Average	Percent			
Total Staff	47.7	100.0%	100.0%	100.0%	100.0%
Professional Staff:	38.7	81.1%	63.7%	64.1%	
Teachers	35.2	73.8%	49.5%	49.3%	
Professional Support					



Texas Education Agency  
2021-22 Staff Information (TAPR)  
COOK EL (227901161) - AUSTIN ISD - TRAVIS COUNTY

	----- Campus -----		District	State
Staff Information	Count/Average	Percent		
Over 30 Years Experience	0.0	0.0%	3.2%	2.9%
Number of Students per Teacher	12.2	n/a	13.8	14.6

Staff Information	Campus	District	State
<b>Experience of Campus Leadership:</b>			
Average Years Experience of Principals	3.0	6.6	6.3
Average Years Experience of Principals with District	3.0	6.2	5.4
Average Years Experience of Assistant Principals	4.0	5.5	5.5
Average Years Experience of Assistant Principals with District	4.0	5.0	4.8
<b>Average Years Experience of Teachers:</b>			
Average Years Experience of Teachers:	10.3	10.4	11.1
Average Years Experience of Teachers with District:	8.4	7.9	7.2
<b>Average Teacher Salary by Years of Experience (regular duties only):</b>			
Beginning Teachers	\$51,067	\$50,931	\$51,054
1-5 Years Experience	\$60,810	\$53,753	\$54,577
6-10 Years Experience	\$55,753	\$55,764	\$57,746
11-20 Years Experience	\$56,045	\$56,873	\$61,377
21-30 Years Experience	\$64,796	\$61,418	\$65,949
Over 30 Years Experience	-	\$71,664	\$71,111
<b>Average Actual Salaries (regular duties only):</b>			
Teachers	\$58,654	\$56,424	\$58,887
Professional Support	\$66,791	\$74,370	\$69,505
Campus Administration (School Leadership)	\$87,612	\$91,811	\$84,990
Instructional Staff Percent:	n/a	62.4%	64.9%
Contracted Instructional Staff (not incl. above):	0.0	15.0	2,113.6

Program Information	Count	Percent	District	State
Teachers by Program (popul0 j 452.01 15.8 99.21 Td ((popul0 j 452.01 15.8 99.21 Td ((p767 re B* D d96. 0.000 9.09 Tf 500.25 1				



Texas Education Agency  
 2021-22 Staff Information (TAPR)  
 COOK EL (227901161) - AUSTIN ISD - TRAVIS COUNTY

Program Information	----- Campus -----		District	State
	Count	Percent		
Special Education	4.0	11.4%	16.6%	9.6%
Other	0.0	0.0%	8.5%	3.5%

- Indicates there are no students in the group.
- \* Indicates results are masked due to small numbers to protect student confidentiality.
- \*\* When only one student disability or assessment group is masked, then the second smallest student disability or assessment group is masked regardless of size.
- n/a Indicates data reporting is not applicable for this group.
- ? Indicates that the data for this item were statistically improbable or were reported outside a reasonable range.

Link to: [PEIMS Financial Standard Reports 2020-21 Financial Actual Report](#)  
 (To open link in a new window, press the "Ctrl" key and click on the link.)