

2021-22 Texas Academic Performance Report (TAPR)

District Name: AUSTIN ISD

Campus Name: WOOLDRIDGE EL

Campus Number: 227901152

2022 Accountability Rating: B

This page is intentionally blank.







2021-22 Progress Report
 WOOLDRIDGE EL (227901152) - AU... ISD - TRAVIS COUNTY

Due to the cancellation of spring 2020 STAAR, 20... 2019 progress data are shown.

	School Year	State	District	Campus	African American	Hispanic	White	American Indian	Asian	Pacific Islander	Two or More Races	Special Ed (Current)	Special Ed (Former)	Continu-ou0Former)			
--	-------------	-------	----------	--------	------------------	----------	-------	-----------------	-------	------------------	-------------------	----------------------	---------------------	--------------------	--	--	--



Continu-



Texas Education Agency
 2021-22 STAAR Participation (TAPR)
 WOOLDRIDGE EL (227901152) - AUSTIN ISD - TRAVIS COUNTY

	State	District	Campus	African American	Hispanic	White	American Indian	Asian	Pacific Islander	Two or More Races	Special Ed (Current)	Special Ed (Former)	Continuously Enrolled	Non-Continuously Enrolled	Econ Disadv	EB fEL (Current & Monitored)
Not Included in Accountability: Other Exclusions	0%	0%	1%	*	1%	*	-	-	-	-	0%	*	0%	5%	1%	2%
Not Tested	13%	42%	32%	*	30%	*	-	-	-	-	62%	*	41%			





Texas Education Agency
2021-22 Graduation Profile (TAPR)
WOOLDRIDGE EL (227901152) - AUSTIN ISD - TRAVIS COUNTY

	Campus Count	Campus Percent	District Count	State Count

There is no data for this campus.

Texas Education Agency
2021-22 CCMR-Related Indicators (TAPR)
WOOLDRIDGE EL (227901152) - AUSTIN ISD - TRAVIS COUNTY





There is no data for this campus.

Texas Education Agency
2021-22 Other Postsecondary Indicators (TAPR)
WOOLDRIDGE EL (227901152) - AUSTIN ISD - TRAVIS COUNTY

There is no data for this campus.

Texas Education Agency
2021-22 Student Information (TAPR)
WOOLDRIDGE EL (227901152) - AUSTIN ISD - TRAVIS COUNTY

	Membership				Enrollment			
	Campus				Campus			
Student Information								



	District	State	Campus		District
			Count	Percent	
Students (2020-21)	0.1%	0.6%			
Students	7.6%	5.0%	29	6.3%	7.6%
Foster C	0.1%	0.3%	0	0.0%	0.1%
Homeles	1.1%	1.1%	2	0.4%	
migran	5.7%	2.0%	92	19.9%	5.7%
Grant	0.0%	0.0%	0	0.0%	0.0%



Texas Education Agency
 2021-22 Student Information (TAPR)
 WOOLDRIDGE EL (227901152) - AUSTIN ISD - TRAVIS COUNTY

Student Information	--Non-Special Education Rates--			---Special Education Rates---		
	Campus	District	State	Campus	District	State
Retention Rates by Grade:						
Kindergarten	0.0%	0.7%	1.9%	0.0%	2.6%	5.2%
Grade 1	1.8%	0.7%	2.9%	0.0%	1.3%	4.2%
Grade 2	1.4%	0.5%	1.7%	0.0%	1.6%	2.2%
Grade 3	0.0%	0.5%	1.0%	0.0%	0.3%	1.0%
Grade 4	0.0%	0.1%	0.7%	0.0%	0.5%	0.7%
Grade 5	0.0%	0.1%	0.5%	0.0%	0.9%	0.7%
Grade 6	-	0.2%	0.6%	-	0.4%	0.6%
Grade 7	-	0.2%	0.7%	-	0.2%	0.7%
Grade 8	-	0.2%	0.6%	-	0.4%	0.8%
Grade 9	-	5.4%	10.5%	-	7.1%	14.1%

Class Size Averages by Grade and Subject
 (Derived from teacher responsibility records):

Class Size Information	Campus	District	State
Elementary:			
Kindergarten	2.2	17.5	18.7
Grade 1	1.0	16.9	18.7
Grade 2	8.3	15.7	18.6
Grade 3	2.5	15.1	18.7
Grade 4	3.0	15.7	18.8
Grade 5	3.9	18.0	20.2
Grade 6	-	17.7	19.2

Texas Education Agency
 2021-22 Staff Information (TAPR)
 WOOLDRIDGE EL (227901152) - AUSTIN ISD - TRAVIS COUNTY

	----- Campus -----		District	State
Staff Information	Count/Average	Percent		
Over 30 Years Experience	1.0	2.9%	3.2%	2.9%
Number of Students per Teacher	13.3	n/a	13.8	14.6

Staff Information	Campus	District	State
Experience of Campus Leadership:			
Average Years Experience of Principals	12.0	6.6	6.3
Average Years Experience of Principals with District	12.0	6.2	5.4
Average Years Experience of Assistant Principals	17.0	5.5	

Texas Education Agency
 2021-22 Staff Information (TAPR)
 WOOLDRIDGE EL (227901152) - AUSTIN ISD - TRAVIS COUNTY

Program Information	----- Campus -----		District	State
	Count	Percent		
Special Education	4.0	11.6%	16.6%	9.6%
Other	0.0	0.0%	8.5%	3.5%

- Indicates there are no students in the group.
- * Indicates results are masked due to small numbers to protect student confidentiality.