

2021-22 Texas Academic Performance Report (TAPR)

District Name: AUSTIN ISD

Campus Name: NORMAN-SIMS EL

Campus Number: 227901150



2022 Accountability Rating: B




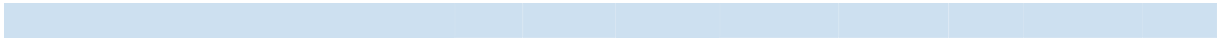
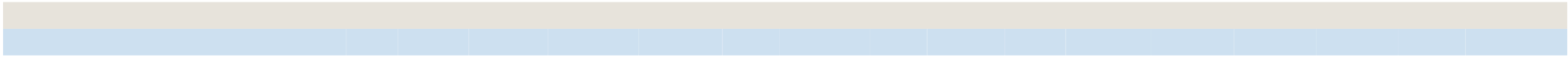


Texas Education Agency
2021-22 STAAR Performance (TAPR)
NORMAN-SIMS EL (227901150) - AUSTIN ISD - TRAVIS COUNTY

	School Year	State	District	Campus	African American	Hispanic	White	American Indian	Asian	Pacific Islander	Two or More Races	Special Ed (Current)	Special Ed (Former)	Continuously Enrolled	Non-Continuously Enrolled	Econ Disadv	EB fEL (Current & Monitored)
Reading and Mathematics Including EOC	2022	36%	40%	16%	21%	6%	*	-	-	-	-	20%	-	14%	18%	14%	11%
	2021	26%	26%	3%	0%	6%	-	-	-	-	-	*	*	4%	0%	4%	8%
Reading Including EOC	2022	54%	61%	22%	36%	6%	*	-	-	-	-	20%	-	24%	18%	21%	11%
	2021	36%	40%	12%	6%	18%	-	-	-	-	-	*	*	4%	33%	11%	8%
Math Including EOC	2022	43%	45%	31%	36%	24%	*	-	-	-	-	20%	-	38%	18%	28%	33%
	2021	36%	32%	27%	38%	18%	-	-	-	-	-	*	*	38%	0%	30%	25%
5th Graders																	
Reading and Mathematics	2022	41%	46%	27%	15%	35%	*	-	-	-	-	0%	-	31%	17%	25%	58%
	2021	34%	34%	17%	22%	15%	-	-	-	-	*	*	-	22%	0%	17%	13%
Reading and Mathematics Including EOC	2022	41%	46%	27%	15%	35%	*	-	-	-	-	0%	-	31%	17%	25%	58%
	2021	34%	34%	17%	22%	15%	-	-	-	-	*	*	-	22%	0%	17%	13%
Reading Including EOC	2022	58%	65%	37%	30%	40%	*	-	-	-	-	11%	-	38%	33%	36%	58%
	2021	46%	50%	30%	33%	31%	-	-	-	-	*	*	-	33%	20%	30%	38%
Math Including EOC	2022	48%	51%	37%	20%	50%	*	-	-	-	-	0%	-	45%	17%	36%	83%
	2021	44%	40%	25%	20%	31%	-	-	-	-	*	*	-	33%	0%	25%	25%
3rd - 8th Graders																	
Reading and Mathematics	2022	34%	37%	21%	19%	20%	*	-	-	-	-	6%	-	25%	14%	20%	36%
	2021	26%	26%	6%	6%	7%	-	-	-	-	*	15%	*	8%	0%	7%	8%
Reading and Mathematics Including EOC	2022	36%	39%	21%	19%	20%	*	-	-	-	-	6%	-	25%	14%	20%	36%
	2021	28%	27%	6%	6%	7%	-	-	-	-	*	15%	*	8%	0%	7%	8%
Reading Including EOC	2022	53%	58%	31%	36%	24%	*	-	-	-	-	19%	-	34%	24%	30%	36%
	2021	41%	42%	14%	11%	16%	-	-	-	-	*	15%	*	11%	21%	13%	15%
Math Including EOC	2022	43%	44%	31%	26%	33%	*	-	-	-	-	6%	-	39%	14%	29%	59%
	2021	37%	32%	18%	22%	16%	-	-	-	-	*	15%	*	24%	0%	18%	19%

*










Texas Education Agency
 2021-22 STAAR Participation (TAPR)
 NORMAN-SIMS EL (227901150) - AUSTIN ISD - TRAVIS COUNTY

	State	District	Campus	African American	Hispanic	White	American Indian	Asian	Pacific Islander	Two or More Races	Special Ed (Current)					
--	-------	----------	--------	------------------	----------	-------	-----------------	-------	------------------	-------------------	----------------------	--	--	--	--	--

--	--	--	--	--	--	--	--	--	--	--	--	--	--	--	--	--

Texas Education Agency
 2021-22 Attendance, Graduation, and Dropout Rates (TAPR)
 NORMAN-SIMS EL (227901150) - AUSTIN ISD - TRAVIS COUNTY

	State	District	Campus	African American	Hispanic	White	American Indian	Asian	Pacific Islander	Two or More Races	Special Ed	Econ Disadv	EB/EL
Attendance Rate													
2020-21	95.0%	95.2%	87.2%	88.1%	86.7%	*	-	-	-	*	81.9%	87.4%	89.3%
2019-20	98.3%	98.3%	96.9%	97.0%	97.1%	*	-	-	*	*	97.8%	97.1%	97.6%



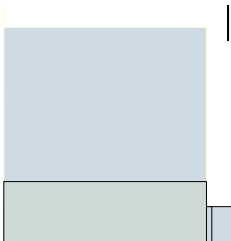
Texas Education Agency
2021-22 Attendance, Graduation, and Dropout Rates (TAPR)
NORMAN-SIMS EL (227901150) - AUSTIN ISD - TRAVIS COUNTY

	State	District	Campus	African American	Hispanic	White	American Indian	Asian	Pacific Islander	Two or More Races	Special		

Texas Education Agency
 2021-22 Graduation Profile (TAPR)
 NORMAN-SIMS EL (227901150) - AUSTIN ISD - TRAVIS COUNTY

	Campus Count	Campus Percent	District Count	State Count
Graduates(2020-21 Annual Graduates)				
Total Graduates	-	-	4,515	358,842
By Ethnicity:				
African American	-	-	317	44,018
Hispanic	-	-	2,313	

Hispanic



There is no data for this campus.

Texas Education Agency
2021-22 CCMR-Related Indicators (TAPR)
NORMAN-SIMS EL (227901150) - AUSTIN ISD - TRAVIS COUNTY



There is no data for this campus.

Texas Education Agency
2021-22 Other Postsecondary Indicators (TAPR)
NORMAN-SIMS EL (227901150) - AUSTIN ISD - TRAVIS COUNTY

There is no data for this campus.

Texas Education Agency
2021-22 Student Information (TAPR)
NORMAN-SIMS EL (227901150) - AUSTIN ISD - TRAVIS COUNTY

	Membership				Enrollment			
	Campus				Campus			



Texas Education Agency
2021-22 Student Information (TAPR)
NORMAN-SIMS EL (227901150) - AUSTIN ISD - TRAVIS COUNTY

Student Information	--Non-Special Education Rates--			---Special Education Rates---		
	Campus	District	State	Campus	District	State
Retention Rates by Grade:						
Kindergarten	0.0%	0.7%	1.9%	0.0%	2.6%	5.2%
Grade 1	0.0%	0.7%	2.9%	0.0%	1.3%	4.2%
Grade 2	0.0%	0.5%	1.7%	0.0%	1.6%	2.2%
Grade 3	3.6%	0.5%	1.0%	0.0%	0.3%	1.0%
Grade 4	0.0%	0.1%	0.7%	0.0%	0.5%	0.7%
Grade 5	0.0%	0.1%	0.5%	0.0%	0.9%	0.7%
Grade 6	-	0.2%	0.6%	-	0.4%	0.6%
Grade 7	-	0.2%	0.7%	-	0.2%	0.7%
Grade 8	-	0.2%	0.6%	-	0.4%	0.8%
Grade 9	-	5.4%	10.5%	-	7.1%	14.1%

Class Size Averages by Grade and Subject
(Derived from teacher responsibility records):

Class Size Information	Campus	District	State
Elementary:			
Kindergarten	16.9	17.5	18.7
Grade 1	15.2	16.9	18.7
Grade 2	14.0	15.7	18.6
Grade 3	11.2	15.1	18.7
Grade 4	11.3	15.7	18.8
Grade 5	13.6	18.0	20.2
Grade 6			
Grade 7			
Grade 8			
Grade 9			

Texas Education Agency
2021-22 Staff Information (TAPR)
NORMAN-SIMS EL (227901150) - AUSTIN ISD - TRAVIS COUNTY

	----- Campus -----		District	State
Staff Information	Count/Average	Percent	District	State
Over 30 Years Experience	2.0	8.2%	3.2%	2.9%
Number of Students per Teacher	11.3	n/a	13.8	14.6

Staff Information	Campus	District	State
Experience of Campus Leadership:			
Average Years Experience of Principals	11.0	6.6	6.3
Average Years Experience of Principals with District	10.0	6.2	5.4
Average Years Experience of Assistant Principals	3.0	5.5	5.5
Average Years Experience of Assistant Principals with District	3.0	5.0	4.8
Average Years Experience of Teachers:			
Average Years Experience of Teachers	11.6	10.4	11.1
Average Years Experience of Teachers with District:	8.4	7.9	7.2
Average Teacher Salary by Years of Experience (regular duties only):			
Beginning Teachers	?	\$50,931	\$51,054
1-5 Years Experience	\$52,179	\$53,753	\$54,577
6-10 Years Experience	\$55,917	\$55,764	\$57,746
11-20 Years Experience	\$56,558	\$56,873	\$61,377
21-30 Years Experience	\$63,206	\$61,418	\$65,949
Over 30 Years Experience	\$78,841	\$71,664	\$71,111
Average Actual Salaries (regular duties only):			
Teachers	\$57,476	\$56,424	\$58,887
Professional Support	\$57,859	\$74,370	\$69,505
Campus Administration (School Leadership)	\$89,434	\$91,811	\$84,990
Instructional Staff Percent:	n/a	62.4%	64.9%
Contracted Instructional Staff (not incl. above):	0.0	15.0	2,113.6

	----- Campus -----		District	State
Program Information	Count	Percent	District	State
Teachers by Program (population served):				
Bilingual/ESL Education	7.8	31.9%	24.4%	6.2%
Career and Technical Education	0.0	0.0%	4.1%	5.2%
Compensatory Education	1.0	4.1%	0.3%	3.0%
Gifted and Talented Education	0.0	0.0%	0.0%	1.7%
Regular Education	12.8	52.2%	46.0%	70.8%

Texas Education Agency
 2021-22 Staff Information (TAPR)
 NORMAN-SIMS EL (227901150) - AUSTIN ISD - TRAVIS COUNTY

Program Information	----- Campus -----		District	State
	Count	Percent		
Special Education	2.9	11.7%	16.6%	9.6%
Other	0.0	0.0%	8.5%	3.5%

- Indicates there are no students in the group.
- * Indicates results are masked due to small numbers to protect student confidentiality.
- **