

2021-22 Texas Academic Performance Report (TAPR)



District Name: AUSTIN ISD

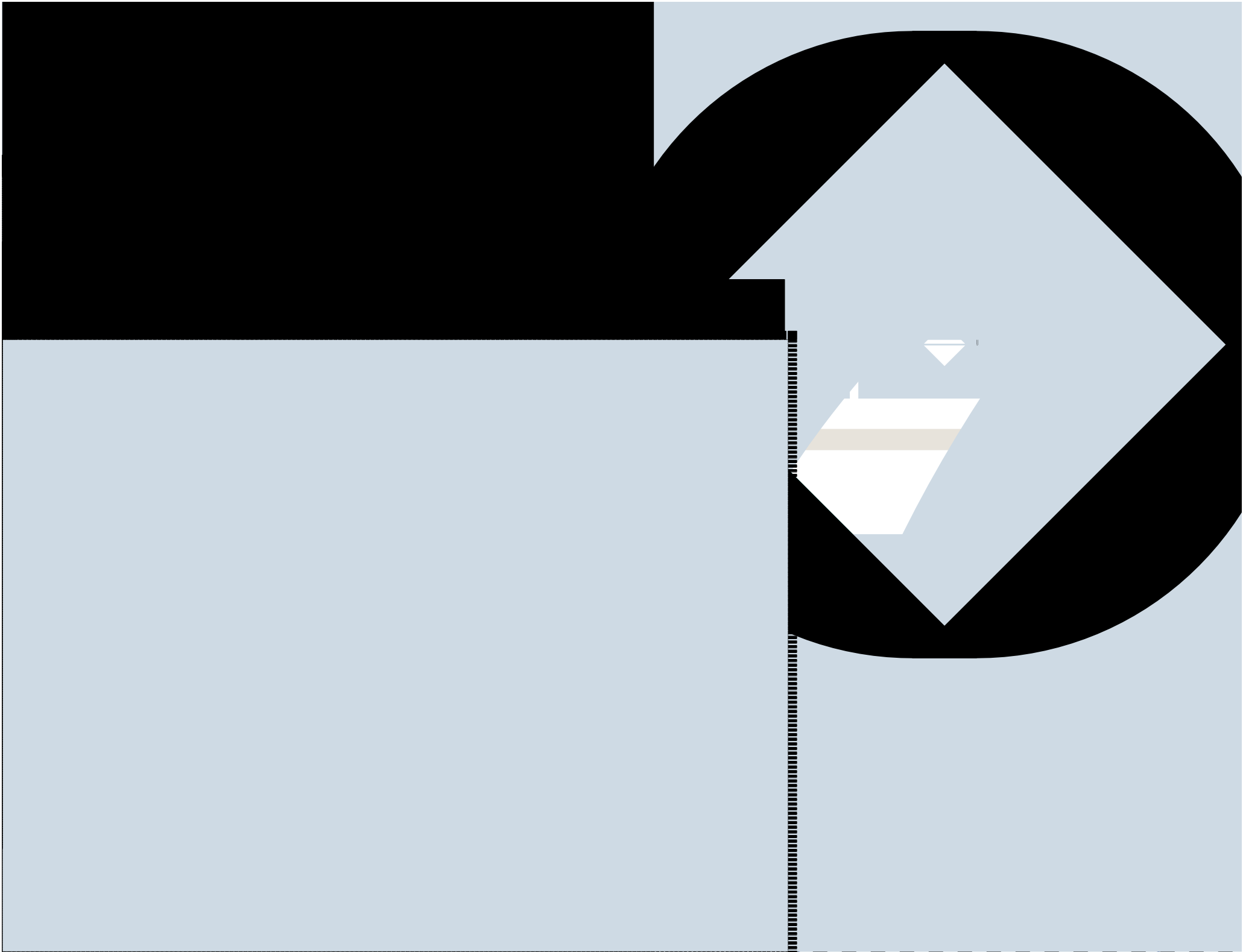
Campus Name: PLEASANT HILL EL

Campus Number: 227901130

2022 Accountability Rating: B

This page is intentionally blank.





Texas Education Agency
2021-22 Bilingual Education/English as a Second Language (Current EB Students/EL) (TAPR)
PLEASANT HILL EL (227901130) - AUSTIN ISD - TRAVIS COUNTY

Due to the cancellation of spring 2020 STAAR, 2022 and 2019 School progress and STAAR progress measure data are shown.

School Year	State	District	Campus	Total Bilingual Education	BE-Trans Early Exit														
-------------	-------	----------	--------	---------------------------	---------------------	--	--	--	--	--	--	--	--	--	--	--	--	--	--









Texas Education Agency
 2021-22 STAAR Participation (TAPR)
 PLEASANT HILL EL (227901130) - AUSTIN ISD - TRAVIS COUNTY

	State	District	Campus	African American	Hispanic	White	American Indian	Asian	Pacific Islander	Two or More Races	Special Ed (Current)	Special Ed (Former)	Continuously Enrolled	Non-Continuously Enrolled	Econ Disadv	EB & EL (Current & Monitored)
Not Included in Accountability: Other Exclusions	0%	0%	0%	0%	0%	0%	-	-	-	*	0%	*	0%	0%	0%	0%
Not Tested	13%	42%	38%	80%	33%	40%	-	-	-	*	45%	*	39%	36%	40%	6%
Absent	2%	3%	0%	0%	0%	0%	-	-	-	*	0%	*	0%	0%	0%	0%
Other	10%	38%	38%	80%	33%	40%	-	-	-	*	45%	*	39%	36%	40%	6%

* Indicates results are masked due to small numbers to protect student confidentiality.
 - Indicates there are no students in the group.

Texas Education Agency
 2021-22 Attendance, Graduation, and Dropout Rates (TAPR)
 PLEASANT HILL EL (227901130) - AUSTIN ISD - TRAVIS COUNTY

	State	District	Campus	African American	Hispanic	White	American Indian	Asian	Pacific Islander	Two or More Races			
--	-------	----------	--------	------------------	----------	-------	-----------------	-------	------------------	-------------------	--	--	--



Texas Education Agency
 2021-22 Graduation Profile (TAPR)
 PLEASANT HILL EL (227901130) - AUSTIN ISD - TRAVIS COUNTY

	Campus Count	Campus Percent	District Count	State Count
Graduates(2020-21 Annual Graduates)				
Total Graduates		-		



There is no data for this campus.

Texas Education Agency
2021-22 Other Postsecondary Indicators (TAPR)
PLEASANT HILL EL (227901130) - AUSTIN ISD - TRAVIS COUNTY

There is no data for this campus.

Texas Education Agency
2021-22 Student Information (TAPR)

--	--	--	--	--	--	--	--	--	--

--	--	--	--	--	--	--	--	--	--

--	--	--	--	--	--	--	--	--	--

--	--	--	--	--	--	--	--	--	--

--	--	--	--	--	--	--	--	--	--

Texas Education Agency
2021-22 Student Information (TAPR)
PLEASANT HILL EL (227901130) - AUSTIN ISD - TRAVIS COUNTY

										Membersu0 J 0 j 121.1 522.28 237.74 0.14 re B* D d 1 J 1 j Dp j 120.81 522.28 0.2									



Texas Education Agency
 2021-22 Student Information (TAPR)
 PLEASANT HILL EL (227901130) - AUSTIN ISD - TRAVIS COUNTY



Student Information	--Non-Special Education Rates--			---Special Education Rates---		
	Campus	District	State	Campus	District	State
Retention Rates by Grade:						
Kindergarten	1.8%	0.7%	1.9%	0.0%	2.6%	5.2%
Grade 1	0.0%	0.7%	2.9%	0.0%	1.3%	4.2%
Grade 2	0.0%	0.5%	1.7%	7.1%	1.6%	2.2%
Grade 3	0.0%	0.5%	1.0%	0.0%	0.3%	1.0%
Grade 4	0.0%	0.1%	0.7%	4.8%	0.5%	0.7%
Grade 5	0.0%	0.1%	0.5%	0.0%	0.9%	0.7%
Grade 6	-	0.2%	0.6%	-	0.4%	0.6%
Grade 7	-	0.2%	0.7%	-	0.2%	0.7%
Grade 8	-	0.2%	0.6%	-	0.4%	0.8%
Grade 9	-	5.4%	10.5%	-	7.1%	14.1%

5.4%

Class Size Averages by Grade and Subject
 (Derived from teacher responsibility records):

Texas Education Agency
 2021-22 Staff Information (TAPR)
 PLEASANT HILL EL (227901130) - AUSTIN ISD - TRAVIS COUNTY

Staff Information	----- Campus -----			District	State
	Count/Average	Percent			
Total Staff	49.7	100.0%	100.0%	100.0%	
Professional Staff:	38.7	77.9%	63.7%	64.1%	
Teachers	33.1	66.6%	49.5%	49.3%	
Professional Support	3.6	7.2%	10.5%		



Texas Education Agency
2021-22 Staff Information (TAPR)
PLEASANT HILL EL (227901130) - AUSTIN ISD - TRAVIS COUNTY

	----- Campus -----		District	State
Staff Information	Count/Average	Percent		
Over 30 Years Experience	1.5	4.5%	3.2%	2.9%
Number of Students per Teacher	10.7	n/a	13.8	14.6

Staff Information	Campus	District	State
Experience of Campus Leadership:			
Average Years Experience of Principals	6.0	6.6	6.3
Average Years Experience of Principals with District	6.0	6.2	5.4
Average Years Experience of Assistant Principals	9.0	5.5	5.5
Average Years Experience of Assistant Principals with District	4.0	5.0	4.8
Average Years Experience of Teachers:			
Average Years Experience of Teachers:	8.7	10.4	11.1
Average Years Experience of Teachers with District:	7.8	7.9	7.2
Average Teacher Salary by Years of Experience (regular duties only):			
Beginning Teachers	\$46,880	\$50,931	\$51,054
1-5 Years Experience	\$53,112	\$53,753	\$54,577
6-10 Years Experience	\$54,452	\$55,764	\$57,746
11-20 Years Experience	\$56,691	\$56,873	\$61,377
21-30 Years Experience	\$61,654	\$61,418	\$65,949
Over 30 Years Experience	\$71,760	\$71,664	\$71,111
Average Actual Salaries (regular duties only):			
Teachers	\$55,924	\$56,424	\$58,887
Professional Support	\$61,148	\$74,370	\$69,505
Campus Administration (School Leadership)	\$90,725	\$91,811	\$84,990
Instructional Staff Percent:	n/a	62.4%	64.9%
Contracted Instructional Staff (not incl. above):	0.0	15.0	2,113.6

Staff Information	Campus	District	State
Contracted Instructional Staff (not incl. above):	0.0	15.0	2,113.6

--	--	--	--

Texas Education Agency
 2021-22 Staff Information (TAPR)
 PLEASANT HILL EL (227901130) - AUSTIN ISD - TRAVIS COUNTY

Program Information	----- Campus -----		District	State
	Count	Percent		
Special Education	5.4	16.2%	16.6%	9.6%
Other	0.0	0.0		