

2021-22 Texas Academic Performance Report (TAPR)

District Name: AUSTIN ISD





Campus Name: OAK SPRINGS EL

Campus Number: 227901125

2022 Accountability Rating: Not Rated: Senate Bill 1365

This page is intentionally blank.

Texas Education Agency
2021-22 STAAR Performance (TAPR)
OAK SPRINGS EL (227901125) - AUSTIN ISD - TRAVIS COUNTY



OAK SPRING

Agency
Performance (TAPR)
STIN ISD - TRAVIS COUNTY

	School Year	State	District	Campus	African American	Hispanic		African American	Asian	Pacific Islander	Two or More Races	Special Ed (Current)	Special Ed (Former)	Continuously Enrolled	Non-Continuously Enrolled	Econ Disadv	EB & EL (Current & Monitored)
Meets Grade Level or Above	2022	53%	57%	20%	17%	20%		-	-	-	*	13%	*	24%	10%	20%	36%
	2021	45%	47%	6%	0%	9%		-	*	-	*	0%	-	5%	8%	6%	9%
At Masters Grade Level	2022	25%	31%	7%	4%	9%	*	-0.81	0.0	0.80808	0.693092	0.06894	0.80808	0.85808	0.894	0.14	0.7
	2021	18%	22%	2%	0%	3%	-	-	*	..	*	0%	-	3%	0%	2%	0%
All																	



Texas Education Agency
 2021-22 Bilingual Education/English as a Second Language (Current EB Students/EL) (TAPR)
 OAK SPRINGS EL (227901125) - AUSTIN ISD - TRAVIS COUNTY

Due to the cancellation of spring 2020 STAAR, 2022 and 2019 School progress and STAAR progress measure data are shown.

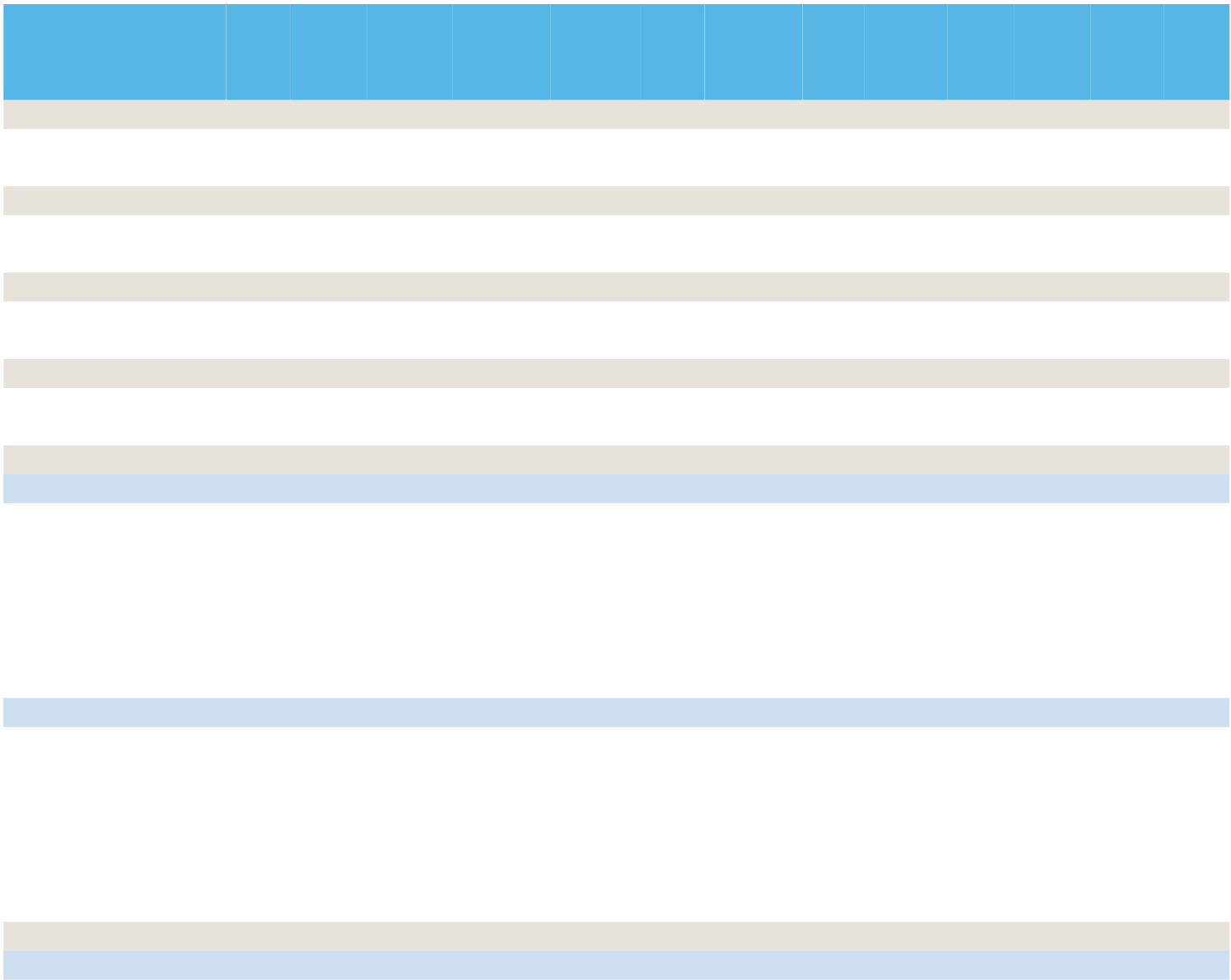
	School Year	State	District	Campus	Total Bilingual Education	BE-Trans Early Exit	BE-Trans Late Exit	BE-Dual Two-Way	BE-Dual One-Way	ALP Bilingual (Exception)	Total ESL	ESL Content-Based	ESL Pull-Out	ALP ESL (Waiver)	EB/EL with Parental Denial	Never EB/EL	Total EB/EL (Current)	Monitored & Former EB/EL
All Grades ELA/Reading	2022	78%	78%	82%	-	-	-	-	-	-	83%	*	-	*	-	81%	83%	-
	2019	68%	68%	88%	92%	-	92%	-	-	-	*	*	-	-	-	-	93%	-
All Grades Mathematics	2022	69%	73%	92%	-	-	-	-	-	-	89%	80%	-	*	-	93%	89%	-
	2019	70%	68%	74%	75%	-	75%	-	-	-	*	*	-	-	-	-	79%	-

- * Indicates results are masked due to small numbers to protect student confidentiality.
- Indicates there are no students in the group.
- Blank cell indicates there are no data available in the group.

--	--	--	--	--	--	--	--	--	--



Texas Education Agency
2021-22 Attendance, Graduation, and Dropout Rates (TAPR)





Texas Education Agency
 2021-22 Attendance, Graduation, and Dropout Rates (TAPR)
 OAK SPRINGS EL (227901125) - AUSTIN ISD - TRAVIS COUNTY

	State	District	Campus	African American	Hispanic	White	American Indian	Asian	Pacific Islander	Two or More Races	Special Ed	Econ Disadv	EB/EL
Class of 2021	81.9%	89.7%	-	-	-	-	-	-	-	-	-	-	-
Class of 2020	83.5%	91.2%	-	-	-	-	-	-	-	-	-	-	-
RHSP/DAP/FHSP-E/FHSP-DLA Graduates (Longitudinal Rate)													
Class of 2021	85.7%	92.0%	-	-	-	-	-	-	-	-	-	-	-
Class of 2020	87.8%	93.7%	-	-	-	-	-	-	-	-	-	-	-
RHSP/DAP Graduates (Annual Rate)													
2020-21	43.8%	0.0%	-	-	-	-	-	-	-	-	-	-	-
2019-20	38.6%	2.8%	-	-	-	-	-	-	-	-	-	-	-
FHSP-E Graduates (Annual Rate)													
2020-21	3.8%	2.7%	-	-	-	-	-	-	-	-	-	-	-
2019-20	4.4%	2.8%	-	-	-	-	-	-	-	-	-	-	-
FHSP-DLA Graduates (Annual Rate)													
2020-21	80.4%	87.5%	-	-	-	-	-	-	-	-	-	-	-
2019-20	81.8%	89.4%	-	-	-	-	-	-	-	-	-	-	-
RHSP/DAP/FHSP-E/FHSP-DLA Graduates (Annual Rate)													
2020-21	84.1%	89.8%	-	-	-	-	-	-	-	-	-	-	-
2019-20	85.8%	91.4%	-	-	-	-	-	-	-	-	-	-	-

Texas Education Agency
 2021-22 Graduation Profile (TAPR)
 OAK SPRINGS EL (227901125) - AUSTIN ISD - TRAVIS COUNTY

	Campus Count	Campus Percent	District Count	State Count
Graduates(2020-21 Annual Graduates)				
Total Graduates	-	-	4,515	358,842
By Ethnicity:				
African American	-	-	317	44,018
Hispanic	-	-	2,313	183,306
White	-	-	1,520	103,898
American Indian	-	-	10	1,195
Asian	-	-	195	18,030
Pacific Islander		-	3	553
Two or More Races				

There is no data for this campus.

Texas Education Agency
2021-22 CCMR-Related Indicators (TAPR)
OAK SPRINGS EL (227901125) - AUSTIN ISD - TRAVIS COUNTY

There is no data for this campus.

Texas Education Agency
2021-22 Other Postsecondary Indicators (TAPR)
OAK SPRINGS EL (227901125) - AUSTIN ISD - TRAVIS COUNTY

There is no data for this campus.

Texas Education Agency
 2021-22 Student Information (TAPR)
 OAK SPRINGS EL (227901125) - AUSTIN ISD - TRAVIS COUNTY

Student Information	Membership				Enrollment			
	Campus		District	State	Campus		District	State
	Count	Percent			Count	Percent		
Total Students	228	100.0%	71,883	5,402,928	238	100.0%	74,602	5,427,370
Students by Grade:								
Early Childhood Education	0	0.0%	0.1%	0.3%	0	0.0%	0.2%	0.4%
Pre-Kindergarten	64	28.1%	5.6%	4.1%	64	26.9%	5.4%	4.1%
Pre-Kindergarten: 3-year Old	34	14.9%	1.4%	0.6%	34	14.3%	1.4%	0.6%
Pre-Kindergarten: 4-year Old	30	13.2%	4.2%	3.5%	30	12.6%	4.0%	3.5%
Kindergarten	27	11.8%	7.3%	6.8%	28	11.8%		



Texas Education Agency
 2021-22 Student Information (TAPR)
 OAK SPRINGS EL (227901125) - AUSTIN ISD - TRAVIS COUNTY

Student Information	Membership				Enrollment			
	Campus		District	State	Campus		District	State
	Count	Percent			Count	Percent		
Students w/ Disciplinary Placements (2020-21)	0	0.0%	0.1%	0.6%				
Students w/ Dyslexia	3	1.3%	7.6%	5.0%	3	1.3%	7.6%	5.0%
Foster Care	0	0.0%	0.1%	0.3%	0	0.0%	0.1%	0.3%
Homeless	4	1.8%	1.1%	1.1%	4	1.7%	1.1%	1.1%
Immigrant	0	0.0%	5.7%	2.0%	0	0.0%	5.6%	2.0%
Migrant	0	0.0%	0.0%	0.3%	0	0.0%	0.0%	0.3%



Texas Education Agency
2021-22 Student Information (TAPR)
OAK SPRINGS EL (227901125) - AUSTIN ISD - TRAVIS COUNTY

Student Information	--Non-Special Education Rates--			---Special Education Rates---		
	Campus	District	State	Campus	District	State
Retention Rates by Grade:						
Kindergarten	4.0%	0.7%	1.9%	0.0%	2.6%	5.2%
Grade 1	0.0%	0.7%	2.9%	0.0%	1.3%	4.2%
Grade 2	0.0%	0.5%	1.7%	0.0%	1.6%	2.2%
Grade 3	0.0%	0.5%	1.0%	0.0%	0.3%	1.0%
Grade 4	0.0%	0.1%	0.7%	0.0%	0.5%	0.7%
Grade 5	0.0%	0.1%	0.5%	0.0%	0.9%	0.7%
Grade 6	-	0.2%	0.6%	-	0.4%	0.6%
Grade 7	-	0.2%	0.7%	-	0.2%	0.7%
Grade 8	-	0.2%	0.6%	-	0.4%	0.8%
Grade 9	-	5.4%	10.5%	-	7.1%	14.1%

Class Size Averages by Grade and Subject
(Derived from teacher responsibility records):

Class Size Information	Campus	District	State
Elementary:			
Kindergarten	10.8	17.5	18.7
Grade 1	12.3	16.9	18.7
Grade 2	15.5	15.7	18.6
Grade 3	9.1	15.1	18.7
Grade 4	10.7	15.7	18.8
Grade 5	9.9	18.0	20.2
Grade 6	-	17.7	19.2
Secondary:			
English/Language Arts	-	15.9	16.3
Foreign Languages	-	18.0	18.4
Mathematics	-	17.5	17.5
Science	-	19.3	18.5
Social Studies	-	18.7	19.1

Texas Education Agency
 2021-22 Staff Information (TAPR)
 OAK SPRINGS EL (227901125) - AUSTIN ISD - TRAVIS COUNTY

	----- Campus -----			
Staff Information	Count/Average	Percent	District	State
Over 30 Years Experience	0.0	0.0%	3.2%	

Texas Education Agency
 2021-22 Staff Information (TAPR)
 OAK SPRINGS EL (227901125) - AUSTIN ISD - TRAVIS COUNTY

Program Information	----- Campus -----		District	State
	Count	Percent		
Special Education	3.0	13.8%	16.6%	9.6%
Other	0.0	0.0%	8.5%	3.5%

- Indicates there are no students in the group.
- * Indicates results are masked due to small numbers to protect student confidentiality.
- ** When only one student disability or assessment group is masked, then the second smallest student disability or assessment group is masked regardless of size.
- n/a Indicates data reporting is not applicable for this group.
- ? Indicates that the data for this item were statistically improbable or were reported outside a reasonable range.

Link to: [PEIMS Financial Standard Reports 2020-21 Financial Actual Report](#)
 (To open link in a new window, press the "Ctrl" key and click on the link.)