

2021-22 Texas Academic Performance Report (TAPR)

District Name: AUSTIN ISD

Campus Name: HARRIS EL

Campus Number: 227901118

2022 Accountability Rating: C

This page is intentionally blank.


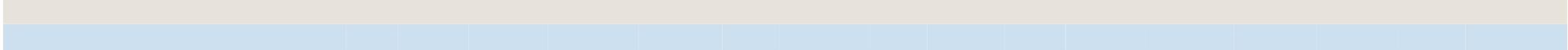


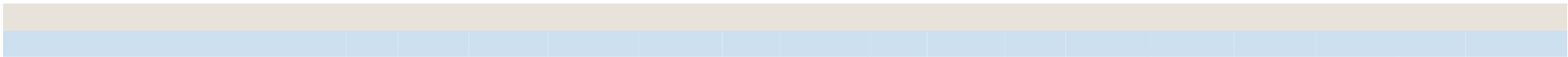

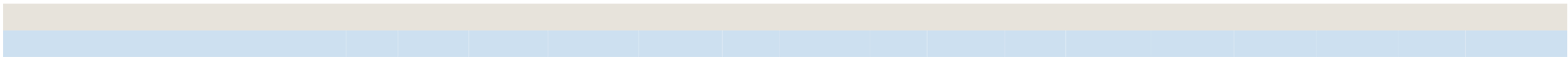


Texas Education Agency
2021-22 STAAR Performance (TAPR)
HARRIS EL (227901118) - AUSTIN ISD - TRAVIS COUNTY

School Year	State	District	Campus	African American	Hispanic	White	American Indian	Asian	Pacific Islander								
-------------	-------	----------	--------	------------------	----------	-------	-----------------	-------	------------------	--	--	--	--	--	--	--	--

Texas Education Agency
 2021-22 Bilingual Education/English as a Second Language (Current EB Students/EL) (TAPR)
 HARRIS EL (227901118) - AUSTIN ISD - TRAVIS COUNTY

Due to the cancellation of spring 2020 STAAR, 2022 and 2019 School progress and STAAR progress measure data are shown.

	School Year	State	District	Campus	Total Bilingual Education	BE-Trans Early Exit	BE-Trans Late Exit										
--	-------------	-------	----------	--------	---------------------------	---------------------	--------------------	--	--	--	--	--	--	--	--	--	--






Texas Education Agency
 2021-22 STAAR Participation (TAPR)
 HARRIS EL (227901118) - AUSTIN ISD - TRAVIS COUNTY

	State	District	Campus	African American	Hispanic	White	American Indian	Asian	Pacific Islander	Two or More Races	Special Ed (Current)	Special Ed (Former)	Continuously Enrolled	Non-Continuously Enrolled	EB & EL
--	-------	----------	--------	------------------	----------	-------	-----------------	-------	------------------	-------------------	----------------------	---------------------	-----------------------	---------------------------	---------

--	--	--	--	--	--	--	--	--	--	--	--	--	--	--	--

Texas Education Agency
 2021-22 Attendance, Graduation, and Dropout Rates (TAPR)
 HARRIS EL (227901118) - AUSTIN ISD - TRAVIS COUNTY

	State	District	Campus	African American	Hispanic	White	American Indian	Asian	Pacific Islander	Two or More Races	Special Ed	Econ Disadv	EB/EL
Attendance Rate													
2020-21	95.0%	95.2%	90.9%	81.8%	92.0%	*	-	*	-	*	91.0%	90.9%	93.5%
2019-20	98.3%	98.3%	98.0%	95.5%	98.4%	98.4%	-	*	-	*	96.8%	98.0%	98.8%



Texas Education Agency
 2021-22 Attendance, Graduation, and Dropout Rates (TAPR)
 HARRIS EL (227901118) - AUSTIN ISD - TRAVIS COUNTY

	State	District	Campus	African American	Hispanic	White	American Indian	Asian	Pacific Islander	Two or More Races	Special Ed	Econ Disadv	EB/EL
Graduates, TxCHSE, and Continuers	93.8%	97.3%	-	-	-	-	-	-	-	-	-	-	-
Class of 2019													
Graduated	92.0%	96.0%	-	-	-	-	-	-	-	-	-	-	-
Received TxCHSE	0.5%	0.4%	-	-	-	-	-	-	-	-	-	-	-
Continued HS	1.3%	0.8%	-	-	-	-	-	-	-	-	-	-	-
Dropped Out	6.1%	2.8%	-	-	-	-	-	-	-	-	-	-	-
Graduates and TxCHSE	92.6%	96.4%	-	-	-	-	-	-	-	-	-	-	-
Graduates, TxCHSE, and Continuers	93.9%	97.2%	-	-	-	-	-	-	-	-	-	-	-

Texas Education Agency
2021-22 Attendance, Graduation, and Dropout Rates (TAPR)
HARRIS EL (227901118) - AUSTIN ISD - TRAVIS COUNTY

	State	District	Campus	African American	Hispanic	White	American Indian	Asian	Pacific Islander	Two or more			

Texas Education Agency
2021-22 College, Career, and Military Readiness (CCMR) (TAPR)
HARRIS EL (227901118) - AUSTIN ISD - TRAVIS COUNTY

There is no data for this campus.

Texas Education Agency
2021-22 Other Postsecondary Indicators (TAPR)
HARRIS EL (227901118) - AUSTIN ISD - TRAVIS COUNTY

There is no data for this campus.



Texas Education Agency
 2021-22 Student Information (TAPR)
 HARRIS EL (227901118) - AUSTIN ISD - TRAVIS COUNTY

Student Information	Membership				Enrollment			
	Campus		District	State	Campus		District	State
	Count	Percent			Count	Percent		
Students w/ Disciplinary Placements (2020-21)	0	0.0%	0.1%	0.6%				
Students w/ Dyslexia	9	2.3%	7.6%	5.0%	9	2.1%	7.6%	5.0%
Foster Care	0	0.0%	0.1%	0.3%	0	0.0%	0.1%	0.3%
Homeless	14	3.5%	1.1%	1.1%	15	3.6%		

Texas Education Agency
 2021-22 Staff Information (TAPR)
 HARRIS EL (227901118) - AUSTIN ISD - TRAVIS COUNTY

Staff Information	----- Campus -----		District	State
	Count/Average	Percent		
Total Staff	46.4	100.0%	100.0%	100.0%
Professional Staff:	37.4	80.6%	63.7%	64.1%
Teachers	32.5	70.2%	49.5%	49.3%
Professional Support	2.8	6.1%	10.5%	10.7%
Campus Administration (School Leadership)	2.0	4.3%	3.1%	2.9%
Educational Aides:	9.0	19.4%	10.1%	11.1%
Librarians and Counselors (Headcount):				
Full-time Librarians	1.0	n/a	83.0	4,194.0
Part-time Librarians	0.0	n/a	27.0	607.0
Full-time Counselors	1.0	n/a	215.0	

Texas Education Agency
2021-22 Staff Information (TAPR)
HARRIS EL (227901118) - AUSTIN ISD - TRAVIS COUNTY

	----- Campus -----		District	State
Staff Information	Count/Average	Percent	District	State
Over 30 Years Experience	1.0	3.1%	3.2%	2.9%
Number of Students per Teacher	12.3	n/a	13.8	14.6

Staff Information	Campus	District	State
Experience of Campus Leadership:			
Average Years Experience of Principals	2.0	6.6	6.3
Average Years Experience of Principals with District	2.0	6.2	5.4
Average Years Experience of Assistant Principals	12.0	5.5	5.5
Average Years Experience of Assistant Principals with District	12.0	5.0	4.8
Average Years Experience of Teachers:			
Average Years Experience of Teachers	11.4	10.4	11.1
Average Years Experience of Teachers with District:	9.7	7.9	7.2
Average Teacher Salary by Years of Experience (regular duties only):			
Beginning Teachers	\$51,820	\$50,931	\$51,054
1-5 Years Experience	\$53,170	\$53,753	\$54,577
6-10 Years Experience	\$57,224	\$55,764	\$57,746
11-20 Years Experience	\$57,562	\$56,873	\$61,377
21-30 Years Experience	\$63,817	\$61,418	\$65,949
Over 30 Years Experience	\$77,206	\$71,664	\$71,111
Average Actual Salaries (regular duties only):			
Teachers	\$57,270	\$56,424	\$58,887
Professional Support	\$58,641	\$74,370	\$69,505
Campus Administration (School Leadership)	\$92,299	\$91,811	\$84,990
Instructional Staff Percent:	n/a	62.4%	64.9%
Contracted Instructional Staff (not incl. above):	0.0	15.0	2,113.6

	----- Campus -----		District	State
Program Information	Count	Percent	District	State
Teachers by Program (population served):				
Bilingual/ESL Education	17.0	52.2%	24.4%	6.2%
Career and Technical Education	0.0	0.0%	4.1%	5.2%
Compensatory Education	0.0	0.0%	0.3%	3.0%
Gifted and Talented Education	0.0	0.0%	0.0%	1.7%
Regular Education	10.4	31.9%	46.0%	70.8%

Texas Education Agency
 2021-22 Staff Information (TAPR)
 HARRIS EL (227901118) - AUSTIN ISD - TRAVIS COUNTY

Program Information	----- Campus -----		District	State
	Count	Percent		
Special Education	5.2	15.9%	16.6%	9.6%
Other	0.0	0.0%	8.5%	3.5%

- Indicates there are no students in the group.
- * Indicates results are masked due to small numbers to protect student confidentiality.
- ** When only one student disability or assessment group is masked, then the second smallest student disability or assessment group is masked regardless of size.
- n/a Indicates data reporting is not applicable for this group.
- ? Indicates that the data for this item were statistically improbable or were reported outside a reasonable range.

Link to: [PEIMS Financial Standard Reports 2020-21 Financial Actual Report](#)
 (To open link in a new window, press the "Ctrl" key and click on the link.)