

2021-22 Texas Academic Performance Report (TAPR)

District Name: AUSTIN ISD

Campus Name: GULLETT EL

Campus Number: 227901117

2022 Accountability Rating: A


Distinction Designations:

Academic Achievement in ELA/Reading

Top 25 Percent: Comparative Academic Growth

Top 25 Percent: Comparative Closing the Gaps



This page is intentionally blank.



Texas Education Agency
2021-22 Progress (TAPR)
GULLETT EL (227901117) - AUSTIN ISD - TRAVIS COUNTY

Due to the cancellation of spring 2020 STAAR, 2022 and 2019 progress data are shown.

	School Year	State	District	Campus	African American												



Texas Education Agency
 2021-22 Bilingual Education/English as a Second Language (Current EB Students/EL) (TAPR)
 GULLETT EL (227901117) - AUSTIN ISD - TRAVIS COUNTY

Due to the cancellation of spring 2020 STAAR, 2022 and 2019 School progress and STAAR progress measure data are shown.

	School Year	State	District	Campus	Total Bilingual Education	BE-Trans Early Exit	BE-Trans Late Exit	BE-Dual Two-Way	BE-Dual One-Way	ALP Bilingual (Exception)	Total ESL	ESL Content-Based	ESL Pull-Out	ALP ESL (Waiver)	EB/EL with Parental Denial	Never EB/EL	Total EB/EL (Current)	Monitored & Former EB/EL
All Grades ELA/Reading	2022	78%	78%	91%	-	-	-	-	-	-	*	*	-	-	-	91%	*	-
	2019	68%	68%	70%	-	-	-	-	-	-	*	*	-	-	-	-	*	-
All Grades Mathematics	2022	69%	73%	82%	-	-	-	-	-	-	*	*	-	-	-	82%	*	-
	2019	70%	68%	75%	-	-	-	-	-	-	*	*	-	-	-	-	*	-

- * Indicates results are masked due to small numbers to protect student confidentiality.
- Indicates there are no students in the group.
- Blank cell indicates there are no data available in the group.






Texas Education Agency
2021-22 STAAR Participation (TAPR)
GULLETT EL (227901117) - AUSTIN ISD - TRAVIS COUNTY

	State	District	Campus	African American	Hispanic	White	American Indian	Asian	Pacific Islander	Two or More Races	Special Ed (Current)	Special Ed (Former)	Continuously Enrolled	Non-Continuously Enrolled	Econ Disadv	EB fEL (Current & Monitored)
Not Included in Accountability: Other Exclusions	0%	0%	0%	-	0%	0%	-	*	-	*	0%	*	0%	0%	*	*
Not Tested	13%	42%	23%	-	46%	17%	-	*	-	*	27%	*	21%	38%	*	*
Absent	2%	3%	0%	-	0%	0%	-	*	-	*	0%	*	0%	0%	*	*
Other	10%	38%	23%	-	46%	17%	-	*	-	*	27%	*	21%	38%	*	*

* Indicates results are masked due to small numbers to protect student confidentiality.

- Indicates there are no students in the group.





Texas Education Agency
2021-22 College, Career, and Military Readiness (CCMR) (TAPR)
GULLETT EL (227901117) - AUSTIN ISD - TRAVIS COUNTY

There is no data for this campus.

Texas Education Agency
2021-22 CCMR-Related Indicators (TAPR)
GULLETT EL (227901117) - AUSTIN ISD - TRAVIS COUNTY


There is no data for this campus.

Texas Education Agency
2021-22 Other Postsecondary Indicators (TAPR)
GULLETT EL (227901117) - AUSTIN ISD - TRAVIS COUNTY

There is no data for this campus.

Texas Education Agency
 2021-22 Student Information (TAPR)
 GULLETT EL (227901117) - AUSTIN ISD - TRAVIS COUNTY

Student Information	Membership				Enrollment			
	Campus		District	State	Campus		District	State
	Count	Percent			Count	Percent		



Texas Education Agency
2021-22 Student Information (TAPR)
GULLETT EL (227901117) - AUSTIN ISD - TRAVIS COUNTY

Student Information	Membership				Enrollment			
	Campus		District	State	Campus		District	State
	Count	Percent			Count	Percent		
Students w/ Disciplinary Placements (2020-21)	0	0.0%	0.1%	0.6%				
Students w/ Dyslexia	35	6.4%	7.6%	5.0%	36	6.3%	7.6%	5.0%
Foster Care	0	0.0%	0.1%	0.3%	0	0.0%	0.1%	0.3%
Homeless	2	0.4%	1.1%	1.1%	2	0.4%	1.1%	1.1%
Immigrant	5	0.9%	5.7%	2.0%	5	0.9%	5.6%	2.0%
Migrant	0	0.0%	0.0%	0.3%	0	0.0%	0.0%	0.3%
Title I	2	0.4%	42.4%	64.3%	2	0.4%	42.6%	64.3%
Military Connected	5	0.9%	0.3%	3.3%	5	0.9%	0.2%	3.3%
At-Risk	70	12.8%	51.1%	53.5%	74	13.0%	50.8%	53.5%
Students by Instructional Program:								
Bilingual/ESL Education	14	2.6%	32.5%	21.9%	17	3.0%	32.6%	21.8%
Gifted and Talented Education	23	4.2%	12.4%	8.0%	24	4.2%	12.4%	8.0%
Special Education	64	11.7%	13.1%	11.6%	67	11.7%	13.1%	11.7%
Students with Disabilities by Type of Primary Disability:								
Total Students with Disabilities	64							
By Type of Primary Disability								
Students with Intellectual Disabilities	20	31.3%	50.0%	43.0%				
Students with Physical Disabilities	20	31.3%	18.3%	20.8%				
Students with Autism	18	28.1%	13.5%	14.7%				
Students with Behavioral Disabilities	6	9.4%	17.6%	20.0%				
Students with Non-Categorical Early Childhood	0	0.0%	0.6%	1.5%				
Mobility (2020-21):								
Total Mobile Students	28	6.5%	11.0%	13.6%				

Texas Education Agency
 2021-22 Staff Information (TAPR)
 GULLETT EL (227901117) - AUSTIN ISD - TRAVIS COUNTY

Program Information	----- Campus -----		District	State
	Count	Percent		
Special Education	6.2	17.1%	16.6%	9.6%
Other	0.0	0.0%	8.5%	3.5%

- Indicates there are no students in the group.
- * Indicates results are masked due to small numbers to protect student confidentiality.
- ** When only one student disability or assessment group is masked, then the second smallest student disability or assessment group is masked regardless of size.
- n/a Indicates data reporting is not applicable for this group.
- ? Indicates that the data for this item were statistically improbable or were reported outside a reasonable range.

Link to: [PEIMS Financial Standard Reports 2020-21 Financial Actual Report](#)
 (To open link in a new window, press the "Ctrl" key and click on the link.)