

2021-22 Texas Academic Performance Report (TAPR)

District Name: AUSTIN ISD



Campus Name: DAWSON EL

Campus Number: 227901114

2022 Accountability Rating: C

This page is intentionally blank.

Texas Education Agency
2021-22 STAAR Performance (TAPR)
DAWSON EL (227901114) - AUSTIN ISD - TRAVIS COUNTY



Texas Education Agency
2021-22 STAAR Performance (TAPR)
DAWSON EL (227901114) - AUSTIN ISD - TRAVIS COUNTY

School Year	State	District	Campus	African American	Hispanic	White	American Indian										
-------------	-------	----------	--------	------------------	----------	-------	-----------------	--	--	--	--	--	--	--	--	--	--

Texas Education Agency
2021-22 STAAR Participation (TAPR)
DAWSON EL (227901114) - AUSTIN ISD - TRAVIS COUNTY

	State	District														
--	-------	----------	--	--	--	--	--	--	--	--	--	--	--	--	--	--

--	--	--	--	--	--	--	--	--	--	--	--	--	--	--	--	--

--	--	--	--	--	--	--	--	--	--	--	--	--	--	--	--	--

--	--	--	--	--	--	--	--	--	--	--	--	--	--	--	--	--

--	--	--	--	--	--	--	--	--	--	--	--	--	--	--	--	--

--	--	--	--	--	--	--	--	--	--	--	--	--	--	--	--	--

--	--	--	--	--	--	--	--	--	--	--	--	--	--	--	--	--

--	--	--	--	--	--	--	--	--	--	--	--	--	--	--	--	--



Texas Education Agency
 2021-22 STAAR Participation (TAPR)
 DAWSON EL (227901114) - AUSTIN ISD - TRAVIS COUNTY

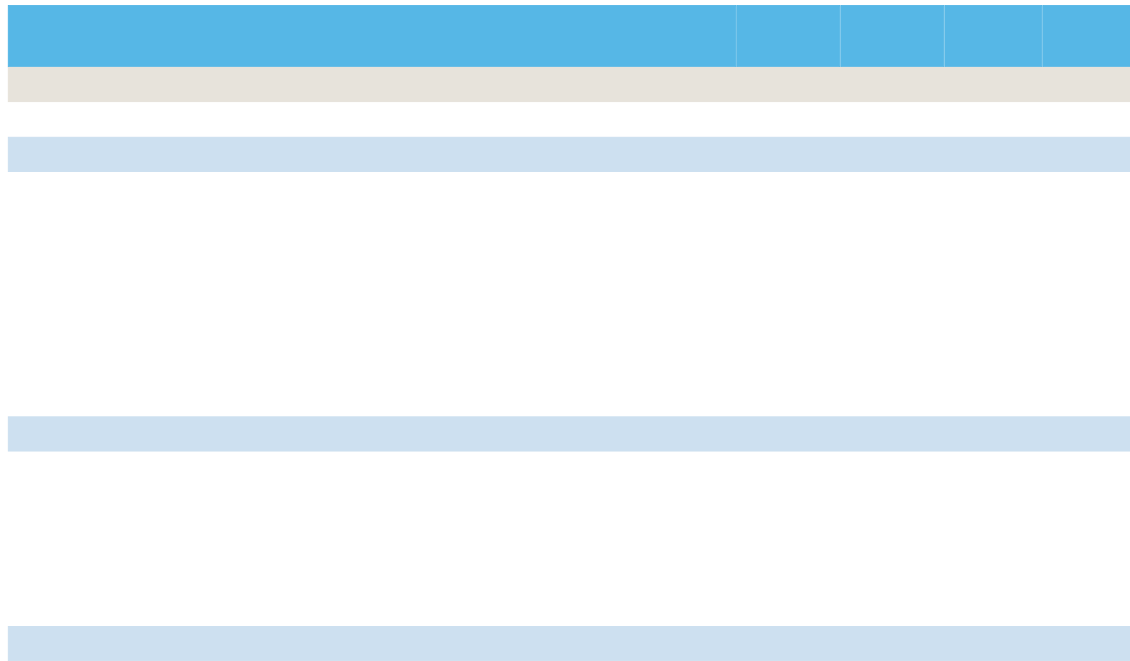
	State	District	Campus	African American	Hispanic	White	American Indian	Asian	Pacific Islander	Two or More Races	Special Ed (Current)	Special Ed (Former)	Continuously Enrolled	Non-Continuously Enrolled	Econ Disadv	EB fEL (Current & Monitored)
Not Included in Accountability: Other Exclusions	0%	0%	0%	*	0%	0%	-	-	-	*	0%	*	0%	0%	0%	0%
Not Tested	13%	42%	28%	*	24%	33%	-	-			31%	*	26%	38%		
Present	2%	3%	2%	*	0%	0%	-	-			0%	*	0%	13%		

Texas Education Agency
2021-22 Attendance, Graduation, and Dropout Rates (TAPR)
DAWSON EL (227901114) - AUSTIN ISD - TRAVIS COUNTY

	State	District	Campus	African American	Hispanic	White	American Indian	Asian	Pacific Islander	Two or More Races	Special Ed	Econ Disadv	EB/EL
Attendance Rate													
2020-21	95.0%	95.2%	93.4%	94.4%	92.3%	96.9%	-	*	*	94.5%	93.1%	91.8%	91.7%
2019-20	98.3%	98.3%	98.7%	98.6%	98.8%	98.8%	-	*	-	*	98.1%	98.5%	99.0%
Chronic Absenteeism													
2020-21	15.0%	14.9%	20.3%	13.6%	23.1%	14.6%	-	*	-	0.0%	18.1%	23.5%	24.1%
2019-20	6.7%	8.9%	6.4%	7.1%	6.6%	4.3%	-	*	-	16.7%	11.3%	8.0%	6.7%
Annual Dropout Rate (Gr 7-8)													
2020-21	0.9%	1.0%	-	-	-	-	-	-	-	-	-	-	-
2019-20	0.5%	0.5%	-	-	-	-	-	-	-	-	-	-	-
Annual Dropout Rate (Gr 9-12)													
2020-21	2.4%	1.2%	-	-	-	-	-	-	-	-	-	-	-
2019-20	1.6%	0.7%	-	-	-	-	-	-	-	-	-	-	-
4-Year Longitudinal Rate (Gr 9-12)													
Class of 2021													
Graduated	90.0%	96.3%	-	-	-	-	-	-	-	-	-	-	-
Received TxCHSE	0.3%	0.2%	-	-	-	-	-	-	-	-	-	-	-
Continued HS	3.9%	1.0%	-	-	-	-	-	-	-	-	-	-	-
Dropped Out	5.8%	2.6%	-	-	-	-	-	-	-	-	-	-	-
Graduates and TxCHSE	90.3%	96.5%	-	-	-	-	-	-	-	-	-	-	-
Graduates, TxCHSE, and Continuers	94.2%	97.4%	-	-	-	-	-	-	-	-	-	-	-
Class of 2020													
Graduated	90.3%	94.4%	-	-	-	-	-	-	-	-	-	-	-
Received TxCHSE	0.4%	0.2%	-	-	-	-	-	-	-	-	-	-	-
Continued HS	3.9%	2.8%	-	-	-	-	-	-	-	-	-	-	-
Dropped Out	5.4%	2.7%	-	-	-	-	-	-	-	-	-	-	-
Graduates and TxCHSE	90.7%	94.5%	-	-	-	-	-	-	-	-	-	-	-
Graduates, TxCHSE, and Continuers	94.6%	97.3%	-	-	-	-	-	-	-	-	-	-	-
5-Year Extended Longitudinal Rate (Gr 9-12)													
Class of 2020													
Graduated	92.2%	96.7%	-	-	-	-	-	-	-	-	-	-	-
Received TxCHSE	0.5%	0.3%	-	-	-	-	-	-	-	-	-	-	-
Continued HS	1.1%	0.4%	-	-	-	-	-	-	-	-	-	-	-
Dropped Out	6.2%	2.7%	-	-	-	-	-	-	-	-	-	-	-
Graduates and TxCHSE	92.7%	96.9%	-	-	-	-	-	-	-	-	-	-	-

Texas Education Agency
 2021-22 Attendance, Graduation, and Dropout Rates (TAPR)
 DAWSON EL (227901114) - AUSTIN ISD - TRAVIS COUNTY

	State	District	Campus	African American	Hispanic	White	American Indian	Asian	Pacific Islander	Two or More Races	Special Ed	Econ Disadv	EB/EL
Class of 2020		89.7%				-		-	-	-	-	-	-



Texas Education Agency
2021-22 College, Career, and Military Readiness (CCMR) (TAPR)
DAWSON EL (227901114) - AUSTIN ISD - TRAVIS COUNTY

There is no data for this campus.

Texas Education Agency
2021-22 CCMR-Related Indicators (TAPR)
DAWSON EL (227901114) - AUSTIN ISD - TRAVIS COUNTY

There is no data for this campus.

Texas Education Agency
2021-22 Other Postsecondary Indicators (TAPR)
DAWSON EL (227901114) - AUSTIN ISD - TRAVIS COUNTY

There is no data for this campus.

Texas Education Agency
 2021-22 Student Information (TAPR)
 DAWSON EL (227901114) - AUSTIN ISD - TRAVIS COUNTY

	Membership		Enrollment	
	Campus		Campus	
Student Information 10 Tf 549.5 525.74 Td (Enrollment	Tj ET 0.808 0.8	55 8 1-22 Student Inforj	0 j 50 359.28 522 66.09 0.28	re B* 0 d 1 J 1 j 00 d 0 J j 50



Texas Education Agency
2021-22 Student Information (TAPR)
DAWSON EL (227901114) - AUSTIN ISD - TRAVIS COUNTY

Student Information	--Non-Special Education Rates--			---Special Education Rates---		
	Campus	District	State	Campus	District	State
Retention Rates by Grade:						
Kindergarten	0.0%	0.7%	1.9%	0.0%	2.6%	5.2%
Grade 1	2.0%	0.7%	2.9%	0.0%	1.3%	4.2%
Grade 2	0.0%	0.5%	1.7%	5.9%	1.6%	2.2%
Grade 3	0.0%	0.5%	1.0%	0.0%	0.3%	1.0%
Grade 4	0.0%	0.1%	0.7%	0.0%	0.5%	0.7%
Grade 5	0.0%	0.1%	0.5%	0.0%	0.9%	0.7%
Grade 6	-	0.2%	0.6%	-	0.4%	0.6%
Grade 7	-	0.2%	0.7%	-	0.2%	0.7%
Grade 8	-	0.2%	0.6%	-	0.4%	0.8%
Grade 9	-	5.4%	10.5%	-	7.1%	14.1%

Class Size Averages by Grade and Subject
(Derived from teacher responsibility records):

Class Size Information	Campus	District	State
Elementary:			
Kindergarten	1.9	17.5	18.7
Grade 1	2.6	16.9	18.7
Grade 2	1.8	15.7	18.6
Grade 3	13.2	15.1	18.7
Grade 4	14.4	15.7	18.8
Grade 5	13.1	18.0	20.2
Grade 6	-	17.7	19.2
Secondary:			
English/Language Arts	-	15.9	16.3
Foreign Languages	-	18.0	18.4
Mathematics	-	17.5	17.5
Science	-	19.3	18.5
Social Studies	-	18.7	19.1

Texas Education Agency
 2021-22 Staff Information (TAPR)
 DAWSON EL (227901114) - AUSTIN ISD - TRAVIS COUNTY

	----- Campus -----			
Staff Information	Count/Average	Percent	District	State
Over 30 Years Experience	1.0	3.5%	3.2%	2.9%

Texas Education Agency
2021-22 Staff Information (TAPR)
DAWSON EL (227901114) - AUSTIN ISD - TRAVIS COUNTY

	----- Campus -----			
Program Information	Count	Percent	District	State
Special Education				
