

2021-22 Texas Academic Performance Report (TAPR)

District Name: AUSTIN ISD

Campus Name: CAMPBELL EL

Campus Number: 227901111

2022 Accountability Rating: C

This page is intentionally blank.

Texas Education Agency
 2021-22 STAAR Performance (TAPR)
 CAMPBELL EL (227901111) - AUSTIN ISD - TRAVIS COUNTY


	School Year	State	District	Campus	African American	Hispanic	White	American Indian	Asian	Pacific Islander	Two or More Races	Special Ed (Current)	Special Ed (Former)	Continuously Enrolled	Non-Continuously Enrolled	Econ Disadv	EB fEL (Current & Monitored)
At Approaches Grade Level or Above	2022	81%	84%	67%	42%	100%	100%	-	-	-	*	50%	*	63%	75%	55%	80%
	2021	73%	74%	75%	*	*	*	-	-	-	-	*	-	67%	*	60%	*
At Meets Grade Level or Above	2022	58%	64%	33%	17%	40%	67%	-	-	-	*	25%	*	32%	38%	10%	20%
	2021	46%	51%	50%	*	*	*	-	-	-	-	*	-	50%	*	40%	*

Texas Education Agency
 2021-22 STAAR Performance (TAPR)
 CAMPBELL EL (227901111) - AUSTIN ISD - TRAVIS COUNTY

	School Year	State	District	Campus	African American	Hispanic	White	American Indian	Asian	Pacific Islander	Two or More Races	Special Ed (Current)	Special Ed (Former)	Continuously Enrolled	Non-Continuously Enrolled	Econ Disadv	EB fEL (Current & Monitored)
At Meets Grade Level or Above	2022	53%	57%	32%	23%	28%	67%	-	*	-	17%	12%	*	38%	21%	20%	23%
	2021	45%	47%	36%	25%	31%	75%	-	-	-	*	21%	*	33%	50%	24%	*
At Masters Grade Level	2022	25%	31%	24%													

Texas Education Agency
2021-22 Progress (TAPR)
CAMPBELL EL (227901111) - AUSTIN ISD - TRAVIS COUNTY

Due to the cancellation of spring 2020 STAAR, 2022 and 2019 progress data are shown.



Texas Education Agency
 2021-22 Bilingual Education/English as a Second Language (Current EB Students/EL) (TAPR)
 CAMPBELL EL (227901111) - AUSTIN ISD - TRAVIS COUNTY

Due to the cancellation of spring 2020 STAAR, 2022 and 2019 School progress and STAAR progress measure data are shown.

		School Year	State	District	Campus	Total Bilingual Education	BE-Trans Early Exit	BE-Trans Late Exit	BE-Dual Two-Way	BE-Dual One-Way	ALP Bilingual (Exception)	Total ESL	ESL Content-Based	ESL Pull-Out	ALP ESL (Waiver)	EB/EL with Parental Denial	Never EB/EL	Total EB/EL (Current)	Monito-4d
--	--	-------------	-------	----------	--------	---------------------------	---------------------	--------------------	-----------------	-----------------	---------------------------	-----------	-------------------	--------------	------------------	----------------------------	-------------	-----------------------	-----------

--	--	--	--	--	--	--	--	--	--	--	--	--	--	--	--	--	--	--	--	--

--	--	--	--	--	--	--	--	--	--	--	--	--	--	--	--	--	--	--	--	--

--	--	--	--	--	--	--	--	--	--	--	--	--	--	--	--	--	--	--	--	--

--	--	--	--	--	--	--	--	--	--	--	--	--	--	--	--	--	--	--	--	--


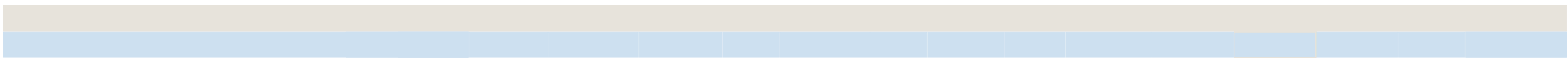

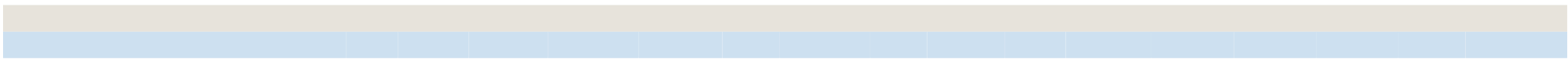

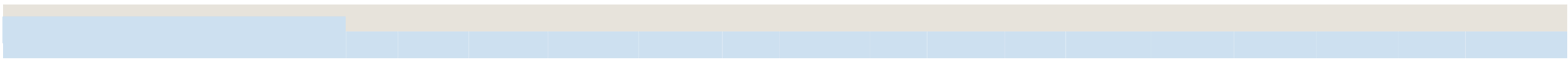


--	--	--	--	--	--	--	--	--	--	--	--	--	--	--	--	--	--	--	--	--

Texas Education Agency
 2021-22 Bilingual Education/English as a Second Language (Current EB Students/EL) (TAPR)
 CAMPBELL EL (227901111) - AUSTIN ISD - TRAVIS COUNTY

Due to the cancellation of spring 2020 STAAR, 2022 and 2019 School progress and STAAR progress measure data are shown.

	School Year	State	District	Campus	Total Bilingual Education	BE-Trans Early Exit	BE-Trans Late Exit	BE-Dual Two-Way	BE-Dual One-Way	ALP Bilingual (Exception)	Total ESL	ESL Content-Based	ESL Pull-Out	ALP ESL (Waiver)	EB/EL with Parental Denial	Never EB/EL	Total EB/EL (Current)	Monitored & Former EB/EL
All Grades ELA/Reading	2022	78%	78%	69%	-	-	-	-	-	-	40%	40%	-	-	-	73%	40%	-
	2019	68%	68%	74%	-	-	-	-	-	-	90%	90%	-	-	-	-	90%	-
All Grades Mathematics	2022	69%	73%	75%	-	-	-	-	-	-	100%	100%	-	-	-	70%	100%	-
	2019	70%	68%	69%	-	-	-	-	-	-	60%	60%	-	-	-	-	60%	-

- * Indicates results are masked due to small numbers to protect student confidentiality.
- Indicates there are no students in the group.
- Blank cell indicates there are no data available in the group.





There is no data for this campus.

Texas Education Agency
2021-22 Other Postsecondary Indicators (TAPR)
CAMPBELL EL (227901111) - AUSTIN ISD - TRAVIS COUNTY

There is no data for this campus.

Texas Education Agency
2021-22 Student Information (TAPR)
CAMPBELL EL (227901111) - AUSTIN ISD - TRAVIS COUNTY

Student Information	Membership				Enrollment			
	Campus		District	State	Campus		District	State
	Count	Percent			Count	Percent		
Students w/ Disciplinary Placements (2020-21)	0	0.0%	0.1%	0.6%				
Students w/ Dyslexia	12	7.1%	7.6%	5.0%	12	6.6%	7.6%	5.0%
Foster Care	0	0.0%	0.1%	0.3%	0	0.0%	0.1%	0.3%
Homeless	4	2.4%	1.1%	1.1%	4	2.2%	1.1%	1.1%
Immigrant	13	7.7%	5.7%	2.0%	13	7.1%	5.6%	2.0%
Migrant	0	0.0%	0.0%	0.3%	0	0.0%	0.0%	0.3%
Title I	169	100.0%	42.4%	64.3%	182	100.0%	42.6%	64.3%
Military Connected	0	0.0%	0.3%	3.3%	0	0.0%	0.2%	3.3%
At-Risk	86	50.9%	51.1%	53.5%	90	49.5%	50.8%	53.5%
Students by Instructional Program:								
Bilingual/ESL Education	31	18.3%	32.5%	21.9%	31	17.0%	32.6%	21.8%
Gifted and Talented Education	18	10.7%	12.4%	8.0%	18	9.9%	12.4%	8.0%
Special Education	21	12.4%	13.1%	11.6%	21	11.5%	13.1%	11.7%
Students with Disabilities by Type of Primary Disability:								
Total Students with Disabilities	21							
By Type of Primary Disability								
Students with Intellectual Disabilities	12	57.1%	50.0%	43.0%				
Students with Physical Disabilities	6	28.6%	18.3%	20.8%				
Students with Autism	*	*	13.5%	14.7%				
Students with Behavioral Disabilities	*	*	17.6%	20.0%				
Students with Non-Categorical Early Childhood	0	0.0%	0.6%	1.5%				
Mobility (2020-21):								
Total Mobile Students	17	13.6%	11.0%	13.6%				
By Ethnicity:								
African American	5	4.0%	1.3%	2.5%				
Hispanic	4	3.2%	6.7%	6.6%				
White	7	5.6%	2.3%	3.5%				
American Indian	0	0.0%	0.0%	0.1%				
Asian	0	0.0%	0.3%	0.3%				
Pacific Islander	0	0.0%	0.0%	0.0%				
Two or More Races	1	0.8%	0.3%	0.5%				
Count and Percent of Special Ed Students who are Mobile	2	10.0%	12.6%	15.7%				

Texas Education Agency
2021-22 Student Information (TAPR)
CAMPBELL EL (227901111) - AUSTIN ISD - TRAVIS COUNTY

Student Information	--Non-Special Education Rates--			---Special Education Rates---		
	Campus	District	State	Campus	District	State
Retention Rates by Grade:						
Kindergarten	0.0%	0.7%	1.9%	0.0%	2.6%	5.2%
Grade 1	0.0%	0.7%	2.9%	-	1.3%	4.2%
Grade 2	0.0%	0.5%	1.7%	0.0%	1.6%	2.2%
Grade 3	0.0%	0.5%	1.0%	0.0%	0.3%	1.0%
Grade 4	0.0%	0.1%	0.7%	0.0%	0.5%	0.7%
Grade 5	0.0%	0.1%	0.5%	0.0%	0.9%	0.7%
Grade 6	-	0.2%	0.6%	-	0.4%	0.6%
Grade 7	-	0.2%	0.7%	-	0.2%	0.7%
Grade 8	-	0.2%	0.6%	-	0.4%	0.8%
Grade 9	-	5.4%	10.5%	-	7.1%	14.1%

Class Size Averages by Grade and Subject
(Derived from teacher responsibility records):

Class Size Information	Campus	District	State
Elementary:			
Kindergarten	9.3	17.5	18.7
Grade 1	8.6	16.9	18.7
Grade 2	20.8	15.7	18.6
Grade 3	16.9	15.1	18.7
Grade 4	19.5	15.7	18.8
Grade 5	23.7	18.0	20.2
Grade 6	-	17.7	19.2
Secondary:			
English/Language Arts	-	15.9	16.3
Foreign Languages	-	18.0	18.4
Mathematics	-	17.5	17.5
Science	-	19.3	18.5
Social Studies	-	18.7	19.1

Texas Education Agency
2021-22 Staff Information (TAPR)
CAMPBELL EL (227901111) - AUSTIN ISD - TRAVIS COUNTY

	----- Campus -----		District	State
Staff Information	Count/Average	Percent		
Over 30 Years Experience	0.0	0.0%	3.2%	2.9%
Number of Students per Teacher	12.5	n/a	13.8	14.6

Staff Information	Campus	District	State
Experience of Campus Leadership:			
Average Years Experience of Principals	8.0	6.6	6.3
Average Years Experience of Principals with District	8.0	6.2	5.4
Average Years Experience of Assistant Principals	2.0	5.5	5.5
Average Years Experience of Assistant Principals with District	2.0	5.0	4.8
Average Years Experience of Teachers:			
Average Years Experience of Teachers:	8.6	10.4	11.1
Average Years Experience of Teachers with District:	7.2	7.9	7.2
Average Teacher Salary by Years of Experience (regular duties only):			
Beginning Teachers	\$38,946	\$50,931	\$51,054
1-5 Years Experience	\$43,770	\$53,753	\$54,577
6-10 Years Experience	\$40,798	\$55,764	\$57,746
11-20 Years Experience	\$56,745	\$56,873	\$61,377
21-30 Years Experience	\$55,567	\$61,418	\$65,949
Over 30 Years Experience	-	\$71,664	\$71,111
Average Actual Salaries (regular duties only):			
Teachers	\$48,196	\$56,424	\$58,887
Professional Support	\$60,598	\$74,370	\$69,505
Campus Administration (School Leadership)	\$88,324	\$91,811	\$84,990
Instructional Staff Percent:	n/a	62.4%	64.9%
Contracted Instructional Staff (not incl. above):	0.0	15.0	2,113.6

	----- Campus -----		District	State
Program Information	Count	Percent		
Teachers by Program (population served):				
Bilingual/ESL Education	0.5	3.3%	24.4%	6.2%
Career and Technical Education	0.0	0.0%	4.1%	5.2%
Compensatory Education		0.0%	0.3%	3.0%
Gifted and Talented Education	0.62	46.8%	0.808	0.855

Texas Education Agency
 2021-22 Staff Information (TAPR)
 CAMPBELL EL (227901111) - AUSTIN ISD - TRAVIS COUNTY

Program Information	----- Campus -----		District	State
	Count	Percent		
Special Education	3.0	22.1%	16.6%	9.6%
Other	0.0	0.0%	8.5%	3.5%

- Indicates there are no students in the group.
- * Indicates results are masked due to small numbers to protect student confidentiality.
- ** When only one student disability or assessment group is masked, then the second smallest student disability or assessment group is masked regardless of size.
- n/a Indicates data reporting is not applicable for this group.
- ? Indicates that the data for this item were statistically improbable or were reported outside a reasonable range.

Link to: [PEIMS Financial Standard Reports 2020-21 Financial Actual Report](#)
 (To open link in a new window, press the "Ctrl" key and click on the link.)