

# 2021-22 Texas Academic Performance Report (TAPR)

District Name: AUSTIN ISD

Campus Name: SADLER MEANS YWLA

Campus Number: 227901065

2022 Accountability Rating: C

This page is intentionally blank.

Texas Education Agency  
2021-22 STAAR Performance (TAPR)  
SADLER MEANS YWLA (227901065) - AUSTIN ISD - TRAVIS COUNTY

School  
Year

State

District

Campus

African  
American

Hispanic

White

American  
Indian

Asian

Pacific  
Islander

Two  
or  
More  
Races

--	--	--	--	--	--	--	--	--	--



Texas Education Agency  
 2021-22 STAAR Performance (TAPR)  
 SADLER MEANS YWLA (227901065) - AUSTIN ISD - TRAVIS COUNTY

	School Year	State	District	Campus	African American	Hispanic	White	American Indian	Asian	Pacific Islander	Two or More Races	Special Ed (Current)	Special Ed (Former)	Continuously Enrolled	Non-Continuously Enrolled	Econ Disadv	EB & EL (Current & Monitored)
At Masters Grade Level	2022	21%	24%	2%	0%	3%	-	-	*	-	*	0%	-	4%	0%	3%	3%
	2021	20%	19%														

Texas Education Agency  
2021-22 STAAR Performance (TAPR)  
SADLER MEANS YWLA (227901065) - AUSTIN ISD - TRAVIS COUNTY



Texas Education Agency  
2021-22 Progress (TAPR)  
SADLER MEANS YWLA (227901065) - AUSTIN ISD - TRAVIS COUNTY

Due to the cancellation of spring 2020 STAAR, 2022 and 2019 progress data are shown.

	School Year	State	District	Campus	African American	Hispanic	White	American Indian	Asian	Pacific Islander	Two or More Races	Special Ed (Current)	Special Ed (Former)	Continuously Enrolled	Non-Continuously Enrolled	Econ Disadv	EB/EL (Current & Monitored)
School Progress Domain - Academic Growth Score by Grade and Subject																	
Grade 6 ELA/Reading	2022	61	59	43	56	39	*	-	*	-	*	42	-	47	21	42	39
	2019	42	39	29	25	28	*	*	*	-	*	23	-	28	32	28	28
Grade 6 Mathematics	2022	61	60	55	61	56	*	*	*	-	*	71	-	54	61	58	55
	2019	54	45	29	19	27	*	*	*	-	*	19	-	25	40	28	24
Grade 7 ELA/Reading	2022	88	88	94	90	94	*	-	*	-	*	93	*	95	90	94	95
	2019	77	73	74	59	78	*	-	-	-	*	67	-	76	67	76	80
Grade 7 Mathematics	2022	60	61	51	60	49	*	-	*	-	-	67	*	50	54	52	55
						52	*	-	-	-	*	29	-	53	48	52	57
						84	*	-	*	-	-	88	-	88	77	84	82
						74	*	-	*	-	-	53	-	75	85	76	74
						76	*	-	*	-	-	67	-	79	73	76	78
						96	*	-	*	-	-	94	-	94	93	93	98
ELA	2019	67	67	67	*	100	*	-	-	-	-	-	-	100	-	100	100
	2019	75	75	75	-	87	-	-	*	-	-	-	-	88	*	86	90
Math Subject	2022	74	70	70	73	67	71	*	75	-	*	68		69	66	68	69



Texas Education Agency  
2021-22 Bilingual Education/English as a Second Language (Current EB Students/EL) (TAPR)  
SADLER MEANS YWLA (227901065) - AUSTIN ISD - TRAVIS COUNTY

Due to the cancellation of spring 2020 STAAR, 2022 and 2019 School progress and STAAR progress measure data are shown.

Blue header row																	
Light beige body row																	

Light beige body row																	
----------------------	--	--	--	--	--	--	--	--	--	--	--	--	--	--	--	--	--

Light beige body row																	
----------------------	--	--	--	--	--	--	--	--	--	--	--	--	--	--	--	--	--

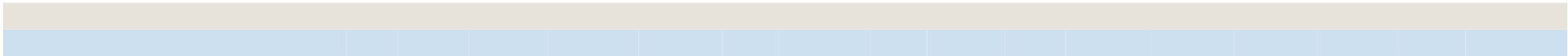

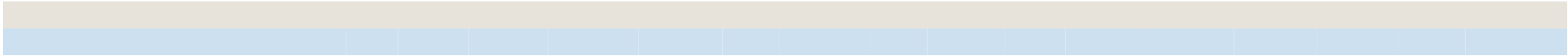

Light beige body row																	
----------------------	--	--	--	--	--	--	--	--	--	--	--	--	--	--	--	--	--

Light beige body row																	
----------------------	--	--	--	--	--	--	--	--	--	--	--	--	--	--	--	--	--
















Texas Education Agency  
2021-22 Graduation Profile (TAPR)  
SADLER MEANS YWLA (227901065) - AUSTIN ISD - TRAVIS COUNTY

Count

Campus Count	Campus Percent		



Texas Education Agency  
2021-22 College, Career, and Military Readiness (CCMR) (TAPR)  
SADLER MEANS YWLA (227901065) - AUSTIN ISD - TRAVIS COUNTY

There is no data for this campus.

Texas Education Agency  
2021-22 CCMR-Related Indicators (TAPR)  
SADLER MEANS YWLA (227901065) - AUSTIN ISD - TRAVIS COUNTY

There is no data for this campus.

Texas Education Agency  
2021-22 Other Postsecondary Indicators (TAPR)  
SADLER MEANS YWLA (227901065) - AUSTIN ISD - TRAVIS COUNTY

There is no data for this campus.




Texas Education Agency  
2021-22 Student Information (TAPR)  
SADLER MEANS YWLA (227901065) - AUSTIN ISD - TRAVIS COUNTY

	Membership				Enrollment			



Texas Education Agency  
2021-22 Student Information (TAPR)  
SADLER MEANS YWLA (227901065) - AUSTIN ISD - TRAVIS COUNTY



Texas Education Agency  
2021-22 Staff Information (TAPR)  
SADLER MEANS YWLA (227901065) - AUSTIN ISD - TRAVIS COUNTY

Staff Information	----- Campus -----		District	State
	Count/Average	Percent		
Total Staff	38.5	100.0%	100.0%	100.0%
Professional Staff:	35.5	92.2%	63.7%	64.1%
Teachers	27.2	70.7%	49.5%	49.3%
Professional Support	5.3	13.8%	10.5%	10.7%
Campus Administration (School Leadership)	3.0	7.8%	3.1%	2.9%
Educational Aides:	3.0	7.8%	10.1%	11.1%
Librarians and Counselors (Headcount):				
Full-time Librarians	1.0	n/a	83.0	4,194.0
Part-time Librarians	0.0	n/a	27.0	607.0
Full-time Counselors	2.0	n/a	215.0	13,550.0
Part-time Counselors	0.0	n/a	2.0	1,176.0
Total Minority Staff:	24.1	62.6%	58.3%	52.1%
Teachers by Ethnicity:				
African American	3.2	11.9%	5.9%	11.2%
Hispanic	9.9	36.4%	34.4%	28.9%
White	12.1	44.4%	55.2%	56.4%
American Indian	0.0	0.0%	0.2%	0.3%
Asian	1.0	3.7%	2.9%	1.9%
Pacific Islander	0.0	0.0%	0.1%	0.1%
Two or More Races	1.0	3.7%	1.3%	1.2%
Teachers by Sex:				
Males	8.0	29.6%	25.9%	24.1%
Females	19.2	70.4%	74.1%	75.9%
Teachers by Highest Degree Held:				
No Degree	0.0	0.0%	1.1%	1.4%
Bachelors	20.7	76.1%	68.4%	72.6%
Masters	6.5	23.9%	29.9%	25.2%
Doctorate	0.0	0.0%	0.7%	0.8%
Teachers by Years of Experience:				
Beginning Teachers	6.8	25.0%	6.4%	7.9%
1-5 Years Experience	11.0	40.3%	28.4%	26.7%
6-10 Years Experience	5.2	19.2%	21.4%	20.6%
11-20 Years Experience	4.0	14.7%	27.8%	28.6%
21-30 Years Experience	0.2	0.9%	12.8%	13.2%




---

Texas Education Agency  
 2021-22 Staff Information (TAPR)  
 SADLER MEANS YWLA (227901065) - AUSTIN ISD - TRAVIS COUNTY

Program Information	----- Campus -----		District	State
	Count	Percent		
Special Education	3.1	11.5%	16.6%	9.6%
Other	6.2	22.7%	8.5%	3.5%

- Indicates there are no students in the group.
- \* Indicates results are masked due to small numbers to protect student confidentiality.
- \*\* When only one student disability or assessment group is masked, then the second smallest student disability or assessment group is masked regardless of size.
- n/a Indicates data reporting is not applicable for this group.
- ? Indicates that the data for this item were statistically improbable or were reported outside a reasonable range.

Link to: [PEIMS Financial Standard Reports 2020-21 Financial Actual Report](#)  
 (To open link in a new window, press the "Ctrl" key and click on the link.)