

2021-22 Texas Academic Performance Report (TAPR)

District Name: AUSTIN ISD

Campus Name: GARCIA YMLA

Campus Number: 227901064

2022 Accountability Rating: C

This page is intentionally blank.

Texas Education Agency
2021-22 STAAR Performance (TAPR)
GARCIA YMLA (227901064) - AUSTIN ISD - TRAVIS COUNTY

School Year	State	District	Campus	African American	Hispanic	White	American Indian	Asian	Pacific Islander	Two or More Races								
-------------	-------	----------	--------	------------------	----------	-------	-----------------	-------	------------------	-------------------	--	--	--	--	--	--	--	--



Texas Education Agency
2021-22 STAAR Performance (TAPR)
GARCIA YMLA (227901064) - AUSTIN ISD - TRAVIS COUNTY



--	--	--	--	--	--	--	--	--	--	--

Texas Education Agency
2021-22 Bilingual Education/English as a Second Language (Current EB Students/EL) (TAPR)
GARCIA YMLA (227901064) - AUSTIN ISD - TRAVIS COUNTY

Due to the cancellation of spring 2020 STAAR, 2022 and 2019 School progress and STAAR progress measure data are shown.



Texas Education Agency
 2021-22 Bilingual Education/English as a Second Language (Current EB Students/EL) (TAPR)
 GARCIA YMLA (227901064) - AUSTIN ISD - TRAVIS COUNTY

Due to the cancellation of spring 2020 STAAR, 2022 and 2019 School progress and STAAR progress measure data are shown.

	School Year	State	District	Campus	Total Bilingual Education	BE-Trans Early Exit	BE-Trans Late Exit	BE-Dual Two-Way	BE-Dual One-Way	ALP Bilingual (Exception)	Total ESL	ESL Content-Based	ESL Pull-Out	ALP ESL (Waiver)	EB/EL with Parental Denial	Never EB/EL	Total EB/EL (Current)	Monitored & Former EB/EL
At Meets Grade Level or Above	2022	50%	53%	12%	-	-	-	-	-	-	7%	-	7%	-	*	13%	13%	0%
	2021	49%	58%	5%	-	-	-	-	-	-	0%	-	0%	-	-	4%	0%	29%
At Masters Grade Level	2022	30%	35%	10%	-	-	-	-	-	-	2%	-	2%	-	*	13%	9%	0%
	2021	29%	39%	2%	-	-	-	-	-	-	0%	-	0%	-	-	4%	0%	0%
School Progress Domain - Academic Growth Score																		
All Grades Both Subjects	2022	74%	76%	71%	45%	-	-	45%	-	-	74%	-	74%	-	*	76%	68%	*
	2019	69%	68%	63%	-	-	-	-	-	-	67%	-	67%	-	83%	-	68%	-
All Grades ELA/Reading	2022	78%	78%	71%	43%	-	-	43%	-	-	72%	-	72%	-	*	78%	67%	*
	2019	68%	68%	64%	-	-	-	-	-	-	67%	-	67%	-	*	-	68%	-
All Grades Mathematics	2022	69%	73%	71%	47%	-	-	47%	-	-	75%	-	75%	-	*	74%	69%	*
	2019	70%	68%	62%	-	-	-	-	-	-	68%	-	68%	-	*	-	68%	-

* Indicates results are masked due to small numbers to protect student confidentiality.

- Indicates there are no students in the group.



Blank cell indicates there are no data available in the group.



Texas Education Agency
2021-22 Attendance, Graduation, and Dropout Rates (TAPR)
GARCIA YMLA (227901064) - AUSTIN ISD - TRAVIS COUNTY

Texas Education Agency
2021-22 Attendance, Graduation, and Dropout Rates (TAPR)
GARCIA YMLA (227901064) - AUSTIN ISD - TRAVIS COUNTY

[Redacted]							Pacific Islander	Two or More Races			
------------	--	--	--	--	--	--	---------------------	----------------------------	--	--	--



Texas Education Agency
2021-22 College, Career, and Military Readiness (CCMR) (TAPR)

Texas Education Agency
2021-22 CCMR-Related Indicators (TAPR)
GARCIA YMLA (227901064) - AUSTIN ISD - TRAVIS COUNTY

There is no data for this campus.

Texas Education Agency
2021-22 Other Postsecondary Indicators (TAPR)
GARCIA YMLA (227901064) - AUSTIN ISD - TRAVIS COUNTY



There is no data for this campus.

Texas Education Agency
2021-22 Student Information (TAPR)
GARCIA YMLA (227901064) - AUSTIN ISD - TRAVIS COUNTY

Student Information	Membership				Enrollment			
	Campus		District	State	Campus		District	State
	Count	Percent			Count	Percent		
Students w/ Disciplinary Placements (2020-21)	0	0.0%	0.1%	0.6%				
Students w/ Dyslexia	25	9.2%	7.6%	5.0%	26	9.6%	7.6%	5.0%
Foster Care	0	0.0%	0.1%	0.3%	0	0.0%	0.1%	0.3%
Homeless	5	1.8%	1.1%	1.1%	5	1.8%	1.1%	1.1%
Immigrant	18	6.6%	5.7%	2.0%	18	6.6%	5.6%	2.0%
Migrant	0	0.0%	0.0%	0.3%	0	0.0%	0.0%	0.3%
Title I	271	100.0%	42.4%	64.3%	272	100.0%	42.6%	64.3%
Military Connected	0	0.0%	0.3%	3.3%	0	0.0%	0.2%	3.3%
At-Risk	236	87.1%	51.1%	53.5%	237	87.1%	50.8%	53.5%
Students by Instructional Program:								
Bilingual/ESL Education	161	59.4%	32.5%	21.9%	162	59.6%	32.6%	
Gifted and Talented Education	39	14.4%	12.4%	8.0%	39	14.3%	12.4%	
Special Education	71	26.2%	13.1%	11.6%	71	26.1%	13.1%	11.7%
Students with Disabilities by Type of Primary Disability:								
Total Students with Disabilities	71							
By Type of Primary Disability								
Students with Intellectual Disabilities	51	71.8%	50.0%	43.0%				
Students with Physical Disabilities	*	*	18.3%	20.8%				
Students with Autism	**	**	13.5%	14.7%				
Students with Behavioral Disabilities	12	16.9%	17.6%	20.0%				

Texas Education Agency
 2021-22 Staff Information (TAPR)
 GARCIA YMLA (227901064) - AUSTIN ISD - TRAVIS COUNTY

Staff Information	----- Campus -----			District	State
	Count/Average	Percent			
Total Staff	40.3	100.0%	100.0%	100.0%	
Professional Staff:	35.3	87.6%	63.7%	64.1%	
Teachers	29.5	73.0%	49.5%	49.3%	
Professional Support	2.9	7.1%	10.5%		



Texas Education Agency
 2021-22 Staff Information (TAPR)
 GARCIA YMLA (227901064) - AUSTIN ISD - TRAVIS COUNTY

	----- Campus -----		District	State
Staff Information	Count/Average	Percent		
Over 30 Years Experience	1.0	3.4%	3.2%	2.9%
Number of Students per Teacher	9.2			

Staff Information	Count/Average	Percent	District	State
Experience of Campus Leadership:				
Average Years Experience of Principals				3
Average Years Experience of Principals with District				4
				5
				3
				1
				2
				4
				\$57,577
				\$57,746
				\$61,377
				\$15,010

13.8

Texas Education Agency
 2021-22 Staff Information (TAPR)
 GARCIA YMLA (227901064) - AUSTIN ISD - TRAVIS COUNTY

Program Information	----- Campus -----		District	State
	Count	Percent		
Special Education	9.6	32.7%	16.6%	9.6%
Other	4.1	13.8%	8.5%	3.5%

- Indicates there are no students in the group.
- * Indicates results are masked due to small numbers to protect student confidentiality.
- ** When only one student disability or assessment group is masked, then the second smallest student disability or assessment group is masked regardless of size.
- n/a Indicates data reporting is not applicable for this group.
- ? Indicates that the data for this item were statistically improbable or were reported outside a reasonable range.

Link to: [PEIMS Financial Standard Reports 2020-21 Financial Actual Report](#)
 (To open link in a new window, press the "Ctrl" key and click on the link.)