

# 2021-22 Texas Academic Performance Report (TAPR)

District Name: AUSTIN ISD

Campus Name: SMALL MIDDLE

Campus Number: 227901060


2022 Accountability Rating: B

Distinction Designations:

Top 25 Percent: Comparative Academic Growth

Top 25 Percent: Comparative Closing the Gaps

This page is intentionally blank.











Texas Education Agency  
2021-22 Progress (TAPR)  
SMALL MIDDLE (227901060) - AUSTIN ISD - TRAVIS COUNTY


Due to the cancellation of spring 2020 STAAR, 2022 and 2019 progress data are shown.

	School Year																		



Texas Education Agency  
2021-22 Bilingual Education/English as a Second Language (Current EB Students/EL) (TAPR)  
SMALL MIDDLE (227901060) - AUSTIN ISD - TRAVIS COUNTY

Due to the cancellation of spring 2020 STAAR, 2022 and 2019 School progress and STAAR progress measure data are shown.




Texas Education Agency  
 2021-22 Bilingual Education/English as a Second Language (Current EB Students/EL) (TAPR)  
 SMALL MIDDLE (227901060) - AUSTIN ISD - TRAVIS COUNTY

Due to the cancellation of spring 2020 STAAR, 2022 and 2019 School progress and STAAR progress measure data are shown.

	School Year	State	District	Campus	Total Bilingual Education	BE-Trans Early Exit	BE-Trans Late Exit	BE-Dual Two-Way	BE-Dual One-Way	ALP Bilingual (Exception)	Total ESL	ESL Content-Based	ESL						
--	-------------	-------	----------	--------	---------------------------	---------------------	--------------------	-----------------	-----------------	---------------------------	-----------	-------------------	-----	--	--	--	--	--	--



















Texas Education Agency  
2021-22 College, Career, and Military Readiness (CCMR) (TAPR)  
SMALL MIDDLE (227901060) - AUSTIN ISD - TRAVIS COUNTY

There is no data for this campus.

Texas Education Agency  
2021-22 CCMR-Related Indicators (TAPR)  
SMALL MIDDLE (227901060) - AUSTIN ISD - TRAVIS COUNTY

There is no data for this campus.

Texas Education Agency  
2021-22 Other Postsecondary Indicators (TAPR)  
SMALL MIDDLE (227901060) - AUSTIN ISD - TRAVIS COUNTY

There is no data for this campus.

Texas Education Agency  
2021-22 Student Information (TAPR)  
SMALL MIDDLE (227901060) - AUSTIN ISD - TRAVIS COUNTY

Student Information	Membership				Enrollment			
	Campus		District	State	Campus		District	State
	Count	Percent			Count	Percent		
Total Students	1,147	100.0%	71,883	5,402,928	1,175	100.0%	74,602	5,427,370
Students by Grade:								
Early Childhood Education	0	0.0%	0.1%	0.3%	0	0.0%	0.2%	0.4%
Pre-Kindergarten	0	0.0%	5.6%	4.1%	0	0.0%	5.4%	4.1%
Pre-Kindergarten: 3-year Old	0	0.0%	1.4%	0.6%	0	0.0%	1.4%	0.6%
Pre-Kindergarten: 4-year Old	0	0.0%	4.2%	3.5%	0	0.0%	4.0%	3.5%
Kindergarten	0	0.0%	7.3%	6.8%	0	0.0%	7.5%	6.8%
Grade 1	0	0.0%	7.7%	7.1%	0	0.0%	7.9%	7.1%
Grade 2	0	0.0%	7.3%	7.1%	0	0.0%	7.6%	7.1%
Grade 3	0	0.0%	7.2%	7.1%	0	0.0%	7.5%	7.1%
Grade 4	0	0.0%	7.1%	7.1%	0	0.0%	7.3%	7.1%
Grade 5	0	0.0%	6.9%	7.2%	0	0.0%	7.2%	7.2%
Grade 6	351	30.6%	6.6%	7.4%	379	32.3%	6.8%	7.4%
Grade 7	419	36.5%	7.3%	7.7%	419	35.7%	7.1%	7.7%
Grade 8	377	32.9%	7.3%	7.9%	377	32.1%	7.0%	7.8%
Grade 9	0	0.0%	8.3%	8.8%	0	0.0%	8.0%	8.8%
Grade 10	0	0.0%	7.5%	7.6%	0	0.0%	7.3%	7.5%
Grade 11	0	0.0%	7.0%	7.2%	0	0.0%	6.7%	7.2%
Grade 12	0	0.0%	6.7%	6.7%	0	0.0%	6.5%	6.7%
Ethnic Distribution:								
African American	26	2.3%	6.3%	12.8%	28	2.4%	6.4%	12.8%
Hispanic	487	42.5%	54.4%	52.8%	497	42.3%	54.4%	52.7%
White	523	45.6%	30.9%	26.3%	531	45.2%	30.6%	26.3%
American Indian	2	0.2%	0.2%	0.3%	2	0.2%	0.2%	0.3%
Asian	43	3.7%	4.4%	4.8%	48	4.1%	4.6%	4.8%
Pacific Islander	1	0.1%	0.1%	0.2%	1	0.1%	0.1%	0.2%
Two or More Races	65	5.7%	3.8%	2.9%	68	5.8%	3.8%	2.9%
Sex:								
Female	518	45.2%	48.8%	48.9%	528	44.9%	48.8%	48.8%
Male	629	54.8%	51.2%	51.1%	647	55.1%	51.2%	51.2%
Economically Disadvantaged								
Economically Disadvantaged	363	31.6%	50.9%	60.7%	373	31.7%	50.9%	60.6%
Non-Educationally Disadvantaged	784	68.4%	49.1%	39.3%	802	68.3%	49.1%	39.4%
Section 504 Students	211	18.4%	10.0%	7.4%	215	18.3%	9.8%	7.4%
EB Students/EL	174	15.2%	29.3%	21.7%	179	15.2%	29.3%	21.7%

Texas Education Agency  
2021-22 Student Information (TAPR)  
SMALL MIDDLE (227901060) - AUSTIN ISD - TRAVIS COUNTY

Student Information	Membership				Enrollment			
	Campus		District	State	Campus		District	State
	Count	Percent			Count	Percent		
Students w/ Disciplinary Placements (2020-21)	0	0.0%	0.1%	0.6%				
Students w/ Dyslexia	112	9.8%	7.6%	5.0%	116	9.9%	7.6%	5.0%
Foster Care	3	0.3%	0.1%	0.3%	3	0.3%	0.1%	0.3%
Homeless	8	0.7%	1.1%	1.1%	8	0.7%	1.1%	1.1%
Immigrant	24	2.1%	5.7%	2.0%	25	2.1%	5.6%	2.0%
Migrant	0	0.0%	0.0%	0.3%	0	0.0%	0.0%	0.3%
Title I	8	0.7%	42.4%	64.3%	8	0.7%	42.6%	64.3%
Military Connected	0	0.0%	0.3%	3.3%	0	0.0%	0.2%	3.3%
At-Risk	468	40.8%	51.1%	53.5%	479	40.8%	50.8%	53.5%
Students by Instructional Program:								
Bilingual/ESL Education	178	15.5%	32.5%	21.9%	183	15.6%	32.6%	21.8%
Gifted and Talented Education	238	20.7%	12.4%	8.0%	242	20.6%	12.4%	8.0%
Special Education	162	14.1%	13.1%	11.6%	168	14.3%	13.1%	11.7%
Students with Disabilities by Type of Primary Disability:								
Total Students with Disabilities	162							
By Type of Primary Disability								
Students with Intellectual Disabilities	89	54.9%	50.0%	43.0%				
Students with Physical Disabilities	10	6.2%	18.3%	20.8%				
Students with Autism	23	14.2%	13.5%	14.7%				
Students with Behavioral Disabilities	40	24.7%	17.6%	20.0%				

Texas Education Agency  
 2021-22 Student Information (TAPR)  
 SMALL MIDDLE (227901060) - AUSTIN ISD - TRAVIS COUNTY

Student Information	--Non-Special Education Rates--			---Special Education Rates---		
	Campus	District	State	Campus	District	State
Retention Rates by Grade:						
Kindergarten		-				





Texas Education Agency  
 2021-22 Staff Information (TAPR)  
 SMALL MIDDLE (227901060) - AUSTIN ISD - TRAVIS COUNTY

	----- Campus -----			
Staff Information	Count/Average	Percent	District	State
Over 30 Years Experience				

Texas Education Agency  
 2021-22 Staff Information (TAPR)  
 SMALL MIDDLE (227901060) - AUSTIN ISD - TRAVIS COUNTY

Program Information	----- Campus -----		District	State
	Count	Percent		
Special Education	15.2	20.6%	16.6%	9.6%
Other	10.3	14.0%	8.5%	3.5%

- Indicates there are no students in the group.

\*