

2021-22 Texas Academic Performance Report (TAPR)

District Name: AUSTIN ISD

Campus Name: BAILEY MIDDLE

Campus Number: 227901059

2022 Accountability Rating: B

This page is intentionally blank.






Texas Education Agency
2021-22 STAAR Performance (TAPR)
BAILEY MIDDLE (227901059) - AUSTIN ISD - TRAVIS COUNTY

	School Year	State	District	Campus	African American	Hispanic	White	American Indian	Asian	Pacific Islander	Two or More Races	Special Ed (Current)	Special Ed (Former)	Continuously Enrolled	Non-Continuously Enrolled	Econ Disadv	EB & EL (Current & Monitored)
Reading and Mathematics Including EOC	2022	41%	41%	47%	11%	33%	63%	*	82%	-	52%	12%	*	46%	53%	30%	26%
	2021	33%	22%	24%	*	11%	35%	-	*	-	*	22%	*	28%	8%	15%	0%
Reading Including EOC	2022	58%	59%	65%	44%	54%	74%	*	82%	-	90%	28%	*	63%	75%	53%	39%
	2021	47%	37%	37%	*	25%	48%	-	*	-	*	22%	*	38%	33%	25%	0%
Math Including EOC	2022	48%	45%	52%	11%	39%	66%	*	82%	-	57%	19%	*	51%	56%	36%	35%
	2021	43%	35%	44%	0%	33%	53%	-	100%	-	55%	25%	*	46%	32%	34%	27%
3rd - 8th Graders																	
Reading and Mathematics	2022	34%	37%	30%	5%	18%	44%	*	53%	-	37%	10%	41%	29%	32%	18%	19%
	2021	26%	26%	18%	0%	10%	29%	-	40%	-	9%	12%	14%	19%	16%	4%	16%
Reading and Mathematics Including EOC	2022	36%	39%	36%	8%	23%	50%	*	63%	-	44%	10%	41%	35%	40%	21%	22%
	2021	28%	27%	22%	0%	12%	33%	-	45%	-	23%	12%	14%	23%	17%	8%	16%
Reading Including EOC	2022	53%	58%	58%	28%	46%	71%	*	71%	-	70%	26%	59%	56%	63%	42%	35%
	2021	41%	42%	34%	8%	22%	47%	-	50%	-	47%	17%	43%	35%	33%	18%	23%
Math Including EOC	2022	43%	44%	41%	10%	30%	55%	*	63%	-	49%	16%	45%	40%	45%	24%	28%
	2021	37%	32%	35%	0%	23%	47%	-	67%	-	43%	18%	22%	38%	24%	22%	27%

* Indicates results are masked due to small numbers to protect student confidentiality.

- Indicates there are no students in the group.



Texas Education Agency
 2021-22 Bilingual Education/English as a Second Language (Current EB Students/EL) (TAPR)
 BAILEY MIDDLE (227901059) - AUSTIN ISD - TRAVIS COUNTY

Due to the cancellation of spring 2020 STAAR, 2022 and 2019 School progress and STAAR progress measure data are shown.

	School Year	State	District	Campus	Total Bilingual Education	BE-Trans Early Exit	BE-Trans Late Exit	BE-Dual Two-Way	BE-Dual One-Way	ALP Bilingual (Exception)	Total ESL	ESL Content-Based						
--	-------------	-------	----------	--------	---------------------------	---------------------	--------------------	-----------------	-----------------	---------------------------	-----------	-------------------	--	--	--	--	--	--

--	--	--	--	--	--	--	--	--	--	--	--	--	--	--	--	--	--	--


--	--	--	--	--	--	--	--	--	--	--	--	--	--	--	--	--	--	--

--	--	--	--	--	--	--	--	--	--	--	--	--	--	--	--	--	--	--

--	--	--	--	--	--	--	--	--	--	--	--	--	--	--	--	--	--	--

--	--	--	--	--	--	--	--	--	--	--	--	--	--	--	--	--	--	--

Texas Education Agency
2021-22 Attendance, Graduation, and Dropout Rates (TAPR)





Texas Education Agency
 2021-22 Graduation Profile (TAPR)
 BAILEY MIDDLE (227901059) - AUSTIN ISD - TRAVIS COUNTY

	Campus Count	Campus Percent	District Count	State Count
Graduates(2020-21 Annual Graduates)				
Total Graduates	-	-	4,515	358,842
By Ethnicity:				
African American	-	-	317	44,018
Hispanic	-	-	2,313	183,306



Texas Education Agency
2021-22 College, Career, and Military Readiness (CCMR) (TAPR)
BAILEY MIDDLE (227901059) - AUSTIN ISD - TRAVIS COUNTY

There is no data for this campus.

Texas Education Agency
2021-22 CCMR-Related Indicators (TAPR)
BAILEY MIDDLE (227901059) - AUSTIN ISD - TRAVIS COUNTY

There is no data for this campus.

Texas Education Agency
2021-22 Other Postsecondary Indicators (TAPR)
BAILEY MIDDLE (227901059) - AUSTIN ISD - TRAVIS COUNTY



There is no data for this campus.

Texas Education Agency
2021-22 Student Information (TAPR)
BAILEY MIDDLE (227901059) - AUSTIN ISD - TRAVIS COUNTY

Student Information	Membership				Enrollment			
	Campus		District	State	Campus		District	State
	Count	Percent			Count	Percent		
Students w/ Disciplinary Placements (2020-21)	0	0.0%	0.1%	0.6%				
Students w/ Dyslexia	139	16.2%	7.6%	5.0%	142	16.2%	7.6%	5.0%
Foster Care	0	0.0%	0.1%	0.3%	0	0.0%	0.1%	0.3%
Homeless	3	0.4%	1.1%	1.1%	5	0.6%	1.1%	1.1%
Immigrant	7	0.8%	5.7%	2.0%	7	0.8%	5.6%	2.0%
Migrant	0	0.0%	0.0%	0.3%	0	0.0%	0.0%	0.3%
Title I	3	0.4%	42.4%	64.3%	5	0.6%	42.6%	64.3%
Military Connected	0	0.0%	0.3%	3.3%	0	0.0%	0.2%	3.3%
At-Risk	403	47.1%	51.1%	53.5%	412	47.0%	50.8%	53.5%
Students by Instructional Program:								
Bilingual/ESL Education	67	7.8%	32.5%	21.9%	69	7.9%	32.6%	21.8%
Gifted and Talented Education	119	13.9%	12.4%	8.0%	120	13.7%	12.4%	8.0%
Special Education	136	15.9%	13.1%	11.6%	141	16.1%	13.1%	11.7%
Students with Disabilities by Type of Primary Disability:								
Total Students with Disabilities	136							
By Type of Primary Disability								
Students with Intellectual Disabilities	79	58.1%	50.0%	43.0%				
Students with Physical Disabilities	6	4.4%	18.3%	20.8%				
Students with Autism	22	16.2%	13.5%	14.7%				
Students with Behavioral Disabilities	29	21.3%	17.6%	20.0%				
Students with Non-Categorical Early Childhood	0	0.0%	0.6%	1.5%				
Mobility (2020-21):								
Total Mobile Students	54	5.6%	11.0%	13.6%				
By Ethnicity:								
African American	3	0.3%	1.3%	2.5%				
Hispanic	22	2.3%	6.7%	6.6%				
White	23	2.4%	2.3%	3.5%				
American Indian	1	0.1%	0.0%	0.1%				
Asian	2	0.2%	0.3%	0.3%				
Pacific Islander	0	0.0%	0.0%	0.0%				
Two or More Races	3	0.3%	0.3%	0.5%				
Count and Percent of Special Ed Students who are Mobile	13	8.8%	12.6%	15.7%				
Count and Percent of EB Students/EL who are Mobile	1	1.4%	13.5%	12.1%				

Texas Education Agency
 2021-22 Staff Information (TAPR)
 BAILEY MIDDLE (227901059) - AUSTIN ISD - TRAVIS COUNTY

Staff Information	----- Campus -----			
	Count/Average	Percent	District	State
Total Staff	69.3	100.0%	100.0%	100.0%
Professional Staff:	62.3	89.9%	63.7%	64.1%
Teachers	55.2	79.6%	49.5%	49.3%
Professional Support				



Texas Education Agency
2021-22 Staff Information (TAPR)
BAILEY MIDDLE (227901059) - AUSTIN ISD - TRAVIS COUNTY

	----- Campus -----			
Staff Information	Count/Average	Percent	District	State
Over 30 Years Experience	4.0	7.3%	3.2%	2.9%
Number of Students per Teacher	15.5	n/a	13.8	14.6

Staff Information	Campus	District	State
Experience of Campus Leadership:			
Average Years Experience of Principals	17.0	6.6	6.3
Average Years Experience of Principals with District	17.0	6.2	5.4
Average Years Experience of Assistant Principals	3.5	5.5	5.5
Average Years Experience of Assistant Principals with District	3.5	5.0	4.8
Average Years Experience of Teachers:	13.2	10.4	11.1
Average Years Experience of Teachers with District:	10.3	7.9	7.2
Average Teacher Salary by Years of Experience (regular duties only):			
Beginning Teachers	\$52,936	\$50,931	\$51,054
1-5 Years Experience	\$48,748	\$53,753	\$54,577
6-10 Years Experience	\$44,859	\$55,764	\$57,746
11-20 Years Experience	\$54,304	\$56,873	\$61,377
21-30 Years Experience	\$60,758	\$61,418	\$65,949
Over 30 Years Experience	\$63,790	\$71,664	\$71,111
Average Actual Salaries (regular duties only):			
Teachers	\$52,690	\$56,424	\$58,887
Professional Support	\$69,503	\$74,370	\$69,505
Campus Administration (School Leadership)	\$94,908	\$91,811	\$84,990
Instructional Staff Percent:	n/a	62.4%	64.9%
Contracted Instructional Staff (not incl. above):	0.0	15.0	2,113.6

	----- Campus -----			
Program Information				

Texas Education Agency
 2021-22 Staff Information (TAPR)
 BAILEY MIDDLE (227901059) - AUSTIN ISD - TRAVIS COUNTY

Program Information	----- Campus -----		District	State
	Count	Percent		
Special Education	9.1	16.5%	16.6%	9.6%
Other	18.4	33.4%	8.5%	3.5%

- Indicates there are no students in the group.
- * Indicates results are masked due to small numbers to protect student confidentiality.
- ** When only one student disability or assessment group is masked, then the second smallest student disability or assessment group is masked regardless of size.
- n/a Indicates data reporting is not applicable for this group.
- ? Indicates that the data for this item were statistically improbable or were reported outside a reasonable range.

Link to: [PEIMS Financial Standard Reports 2020-21 Financial Actual Report](#)
 (To open link in a new window, press the "Ctrl" key and click on the link.)