

This page is intentionally blank.

Texas Education Agency
2021-22 STAAR Performance (TAPR)
COVINGTON MIDDLE (227901057) - AUSTIN ISD - TRAVIS COUNTY

School
Year

State

District

Campus

African
American

Hispanic

White


American
Indian

Asian

Pacific
Islander


Two
or

Texas Education Agency
2021-22 Progress (TAPR)
COVINGTON MIDDLE (227901057) - AUSTIN ISD - TRAVIS COUNTY



Texas Education Agency
2021-22 Bilingual Education/English as a Second Language (Current EB Students/EL) (TAPR)
COVINGTON MIDDLE (227901057) - AUSTIN ISD - TRAVIS COUNTY

Due to the cancellation of spring 2020 STAAR, 2022 and 2019 School progress and STAAR progress measure data are shown.





Texas Education Agency
2021-22 Bilingual Education/English as a Second Language (Current EB Students/EL) (TAPR)



Texas Education Agency
 2021-22 Attendance, Graduation, and Dropout Rates (TAPR)
 COVINGTON MIDDLE (227901057) - AUSTIN ISD - TRAVIS COUNTY

	State	District	Campus	African American	Hispanic	White	American Indian	Asian	Pacific Islander	Two or More Races	Special Ed	Econ Disadv	EB/EL
Attendance Rate													
2020-21	95.0%	95.2%	95.4%	94.0%	93.8%	97.9%	*	99.1%	*	98.3%	93.0%	93.2%	94.2%
2019-20	98.3%	98.3%	98.4%	97.4%	98.3%	98.9%	*	97.8%	*	98.1%	97.5%	98.1%	98.6%
Chronic Absenteeism													
2020-21	15.0%	14.9%	11.5%	10.0%	16.2%	5.7%	*	0.0%	*	0.0%	16.8%	16.7%	15.4%
2019-20	6.7%	8.9%	8.3%	13.6%	8.9%	6.4%	*	11.1%	*	5.1%	14.9%	11.2%	7.8%
Annual Dropout Rate (Gr 7-8)													
2020-21	0.9%	1.0%	0.9%	0.0%	1.3%	0.6%	*	*	*	0.0%	2.6%	1.0%	1.1%
2019-20	0.5%	0.5%	0.6%	0.0%	1.0%	0.0%	*	0.0%	*	0.0%	2.0%	0.9%	1.1%
Annual Dropout Rate (Gr 9-12)													
2020-21	2.4%	1.2%	-	-	-	-	-	-	-	-	-	-	-
2019-20	1.6%	0.7%	-	-	-	-	-	-	-	-	-	-	-

Texas Education Agency
2021-22 Attendance, Graduation, and Dropout Rates (TAPR)
COVINGTON MIDDLE (227901057) - AUSTIN ISD - TRAVIS COUNTY





Texas Education Agency
 2021-22 Graduation Profile (TAPR)
 COVINGTON MIDDLE (227901057) - AUSTIN ISD - TRAVIS COUNTY

	Campus Count	Campus Percent	District Count	State Count
Graduates†(2020-21 Annual Graduates)				
Total Graduates	-	-	4,515	358,842
By Ethnicity:				
African American	-	-	317	44,018
Hispanic	-	-	2,313	183,306
White	-	-	1,520	103,898
American Indian	-	-	10	1,195
Asian	-	-	195	18,030
Pacific Islander	-	-	3	553
Two or More Races	-	-	157	

There is no data for this campus.

Texas Education Agency
2021-22 CCMR-Related Indicators (TAPR)
COVINGTON MIDDLE (227901057) - AUSTIN ISD - TRAVIS COUNTY

There is no data for this campus.

Texas Education Agency
2021-22 Other Postsecondary Indicators (TAPR)
COVINGTON MIDDLE (227901057) - AUSTIN ISD - TRAVIS COUNTY

There is no data for this campus.

Texas Education Agency
 2021-22 Student Information (TAPR)
 TABLE (227901057) - AUSTIN ISD - TRAVIS COUNTY

Student Information	Membership				Enrollment			
	Campus		District	State	Campus		District	State
	Count	Percent			Count	Percent		
Total Students	719	100.0%	71,883	5,402,928	738	100.0%	74,602	5,427,370
Students by Grade:								
Early Childhood Education	0	0.0%	0.1%	0.3%	0	0.0%	0.2%	0.4%
Pre-Kindergarten	0	0.0%	5.6%	4.1%	0	0.0%	5.4%	4.1%
Pre-Kindergarten: 3-year Old	0	0.0%	1.4%	0.6%	0	0.0%	1.4%	0.6%
Pre-Kindergarten: 4-year Old	0	0.0%	4.2%	3.5%	0	0.0%	4.0%	3.5%
Kindergarten	0	0.0%	7.3%	6.8%	0	0.0%	7.5%	6.8%
Grade 1	0	0.0%	7.7%	7.1%	0	0.0%	7.9%	7.1%
Grade 2	0	0.0%	7.3%	7.1%	0	0.0%	7.6%	7.1%
Grade 3	0	0.0%	7.2%	7.1%	0	0.0%	7.5%	7.1%
Grade 4	0	0.0%	7.1%	7.1%	0	0.0%	7.3%	7.1%
Grade 5	0	0.0%	6.9%	7.2%	0	0.0%	7.2%	7.2%
Grade 6	212	29.5%	6.6%	7.4%	231	31.3%	6.8%	7.4%
Grade 7	249	34.6%	7.3%	7.7%	249	33.7%	7.0	808 0.855 0.894

7.3%

RG 0.14 w d 1 J1 j d 0

Texas Education Agency
2021-22 Student Information (TAPR)
COVINGTON MIDDLE (227901057) - AUSTIN ISD - TRAVIS COUNTY

Texas Education Agency
2021-22 Staff Information (TAPR)
COVINGTON MIDDLE (227901057) - AUSTIN ISD - TRAVIS COUNTY

	----- Campus -----	
Staff Information		

--	--	--

--	--	--

--	--	--

--	--	--

--	--	--

--	--	--

--	--	--

--	--	--

Texas Education Agency
 2021-22 Staff Information (TAPR)
 COVINGTON MIDDLE (227901057) - AUSTIN ISD - TRAVIS COUNTY

	----- Campus -----		District	State
Staff Information	Count/Average	Percent		
Over 30 Years Experience	4.0	6.6%	3.2%	2.9%
Number of Students per Teacher	11.8	n/a	13.8	14.6

Staff Information	Campus	District	State
Experience of Campus Leadership:			
Average Years Experience of Principals	4.0	6.6	6.3
Average Years Experience of Principals with District	4.0	6.2	5.4
Average Years Experience of Assistant Principals	4.0	5.5	5.5
Average Years Experience of Assistant Principals with District	4.0	5.0	4.8
Average Years Experience of Teachers:			
Average Years Experience of Teachers	11.2	10.4	11.1
Average Years Experience of Teachers with District:	8.1	7.9	7.2
Average Teacher Salary by Years of Experience (regular			

Salary

Texas Education Agency
 2021-22 Staff Information (TAPR)
 COVINGTON MIDDLE (227901057) - AUSTIN ISD - TRAVIS COUNTY

Program Information	----- Campus -----		District	State
	Count	Percent		
Special Education	13.6	22.4%	16.6%	9.6%
Other	6.9	11.3%	8.5%	3.5%

- Indicates there are no students in the group.
- * Indicates results are masked due to small numbers to protect student confidentiality.
- ** When only one student disability or assessment group is masked, then the second smallest student disability or assessment group is masked regardless of size.
- n/a Indicates data reporting is not applicable for this group.
- ? Indicates that the data for this item were statistically improbable or were reported outside a reasonable range.

Link to: [PEIMS Financial Standard Reports 2020-21 Financial Actual Report](#)
 (To open link in a new window, press the "Ctrl" key and click on the link.)