

2021-22 Texas Academic Performance Report (TAPR)

District Name: AUSTIN ISD

Campus Name: DOBIE MIDDLE

Campus Number: 227901055

2022 Accountability Rating: Not Rated: Senate Bill 1365

This page is intentionally blank.

Texas Education Agency
2021-22 STAAR Performance (TAPR)
DOBIE MIDDLE (227901055) - AUSTIN ISD - TRAVIS COUNTY

School
Year

State

District

Campus

African
American

Hispanic

White

American
Indian

Asian

Pacific
Islander

Two
or
More

Texas Education Agency
2021-22 STAAR Performance (TAPR)
DOBIE MIDDLE (227901055) - AUSTIN ISD - TRAVIS COUNTY

	School Year	State	District	Campus	African American	Hispanic	White	American Indian	Asian	Pacific Islander	Two or More Races	Special Ed (Current)	Special Ed (Former)	Continuously Enrolled	Non-Continuously Enrolled	Econ Disadv	EB fEL (Current & Monitored)
At Meets Grade Level or Above	2022	43%	38%	17%	*	17%	*	-	-	-	-	-	-	18%	*	17%	16%
	2021	41%	36%	31%	*	28%	-	-	*	-	-	*	-	33%	20%	32%	36%
At Masters Grade Level	2022	27%	24%	4%	*	5%	*	-	-	-	-	-	-	4%	*	4%	3%
	2021	23%	19%	8%	*	9%	-	-	*	-	-	*	-	7%	20%	9%	11%
All Grades All Subjects																	
At Approaches Grade Level or Above	2022	74%	73%	38%	40%	38%	29%	*	35%	-	80%	23%	38%	45%	22%	38%	36%
	2021	67%	63%	28%	36%	27%	24%	-	33%	-	*	26%	50%	33%	16%	27%	25%
At Meets Grade Level or Above	2022	48%	50%	14%	19%	12%	14%	*	23%	-	40%	13%	15%	16%	7%	13%	12%
	2021	41%	42%	11%	20%	10%	5%	-	10%	-	*	21%	17%	13%	5%	10%	9%
At Masters Grade Level	2022	23%	27%	6%	12%	6%	5%	*	4%	-	0%	11%	8%	8%	3%	6%	5%
	2021	18%	20%	6%	11%	5%	0%	-	0%	-	*	19%	0%	7%	2%	6%	5%
All Grades																	



Texas Education Agency
2021-22 Progress (TAPR)
DOBIE MIDDLE (227901055) - AUSTIN ISD - TRAVIS COUNTY

Due to the cancellation of spring 2020 STAAR, 2022 and 2019 progress data are shown.

	School Year	State																	

Texas Education Agency
2021-22 Bilingual Education/English as a Second Language (Current EB Students/EL) (TAPR)
DOBIE MIDDLE (227901055) - AUSTIN ISD - TRAVIS COUNTY

Due to the cancellation of spring 2020 STAAR, 2022 and 2019 School progress and STAAR progress measure data are shown.





Texas Education Agency
 2021-22 STAAR Participation (TAPR)
 DOBIE MIDDLE (227901055) - AUSTIN ISD - TRAVIS COUNTY

	State	District	Campus	African American	Hispanic	White	American Indian	Asian	Pacific Islander	Two or More Races	Special Ed (Current)	Special Ed (Former)	Continuously Enrolled	Non-Continuously Enrolled	Econ Disadv	EB & EL (Current & Monitored)
2022 STAAR Participation (All Grades)																
All Tests																
Assessment Participant	99%	97%	99%	100%	100%	100%	*	96%	*	100%	99%	100%	100%	99%	100%	100%
Included in Accountability	93%	91%	85%	85%	85%	97%	*	93%	*	91%	90%	87%	96%	67%	86%	87%
Not Included in Accountability: Mobile	5%	4%	11%	15%	12%	3%	*	0%	*	9%	10%	13%	3%	25%	10%	9%
Not Included in Accountability: Other																




Texas Education Agency
 2021-22 Attendance, Graduation, and Dropout Rates (TAPR)
 DOBIE MIDDLE (227901055) - AUSTIN ISD - TRAVIS COUNTY

	State	District	Campus	African American	Hispanic	White	American Indian	Asian	Pacific Islander	Two or More Races	Special Ed	Econ Disadv	EB/EL
Attendance Rate													
2020-21	95.0%	95.2%	91.5%	88.1%	91.7%	93.1%	-	97.8%	-	*	89.9%	91.8%	92.4%
2019-20	98.3%	98.3%	98.0%	97.4%	98.0%	96.9%	-	99.4%	-	*	96.7%	98.1%	98.4%

Texas Education Agency
 2021-22 Attendance, Graduation, and Dropout Rates (TAPR)
 DOBIE MIDDLE (227901055) - AUSTIN ISD - TRAVIS COUNTY

	State	District	Campus	African American	Hispanic	White	American Indian	Asian	Pacific Islander	Two or More Races	Special Ed	Econ Disadv	EB/EL
Graduates, TxCHSE, and Continuers	93.8%	97.3%	-	-	-	-	-	-	-	-	-	-	-
Class of 2019													
Graduated	92.0%	96.0%	-	-	-	-	-	-	-	-	-	-	-
Received TxCHSE	0.5%	0.4%	-	-	-	-	-	-	-	-	-	-	-
Continued HS	1.3%	0.8%	-	-	-	-	-	-	-	-	-	-	-
Dropped Out	6.1%	2.8%	-	-	-	-	-	-	-	-	-	-	-
Graduates and TxCHSE	92.6%	96.4%	-	-	-	-	-	-	-	-	-	-	-



There is no data for this campus.

Texas Education Agency
2021-22 CCMR-Related Indicators (TAPR)
DOBIE MIDDLE (227901055) - AUSTIN ISD - TRAVIS COUNTY

There is no data for this campus.

Texas Education Agency
2021-22 Other Postsecondary Indicators (TAPR)
DOBIE MIDDLE (227901055) - AUSTIN ISD - TRAVIS COUNTY

There is no data for this campus.

Texas Education Agency
 2021-22 Student Information (TAPR)
 DOBIE MIDDLE (227901055) - AUSTIN ISD - TRAVIS COUNTY

Student Information	Membership				Enrollment			
	Campus				Campus			
	Count							

Students w/ Disciplinary Placements (2020-21)	0	0.0%	0.1%	0.6%					
Students w/ Dyslexia	65	10.1%	7.6%	5.0%	66	10.1%	7.6%	5.0%	
Foster Care	0	0.0%	0.1%	0.3%	0	0.0%	0.1%	0.3%	
Homeless	18	2.8%	1.1%	1.1%	20	3.1%	1.1%	1.1%	
Immigrant	74	11.5%	5.7%	2.0					
Migrant	1	0.2%	0.0%	0.3					0.0%
Title I	642	100.0%	42.4%	64.3					64.3%
Military Connected	0	0.0%	0.3%	3.3					3.3%
At-Risk	573	89.3%	51.1%	53.5					53.5%
Students by Instructional Program:									
Bilingual/ESL Education	444	69.2%	32.5%	21.9					21.8%
Gifted and Talented Education	37	5.8%	12.4%	8.0					8.0%
Special Education	120	18.7%	13.1%	11.6					11.6%

Pr.J 359.28

Texas Education Agency
 2021-22 Staff Information (TAPR)
 DOBIE MIDDLE (227901055) - AUSTIN ISD - TRAVIS COUNTY

Program Information	----- Campus -----		District	State
	Count	Percent		
Special Education	12.9	25.1%	16.6%	9.6%
Other	8.3	16.1%	8.5%	3.5%

- Indicates there are no students in the group.
- * Indicates results are masked due to small numbers to protect student confidentiality.
- ** When only one student disability or assessment group is masked, then the second smallest student disability or assessment group is masked regardless of size.
- n/a Indicates data reporting is not applicable for this group.
- ? Indicates that the data for this item were statistically improbable or were reported outside a reasonable range.

Link to: [PEIMS Financial Standard Reports 2020-21 Financial Actual Report](#)
 (To open link in a new window, press the "Ctrl" key and click on the link.)