

2021-22 Texas Academic Performance Report (TAPR)

District Name: AUSTIN ISD

Campus Name: BEDICHEK MIDDLE

Campus Number: 227901054

2022 Accountability Rating: B

Distinction Designations:

Academic Achievement in Mathematics

Top 25 Percent: Comparative Academic Growth

Top 25 Percent: Comparative Closing the Gaps


Postsecondary Readiness


This page is intentionally blank.



Texas Education Agency
 2021-22 STAAR Performance (TAPR)
 BEDICHEK MIDDLE (227901054) - AUSTIN ISD - TRAVIS COUNTY

	School Year	State	District	Campus	African American	Hispanic	White	American Indian	Asian	Pacific Islander	Two or More Races	Special Ed (Current)	Special Ed (Former)	Continuously Enrolled	Non-Continuously Enrolled	Econ Disadv	EB & EL (Current & Monitored)







Texas Education Agency
 Annual Education/English as a Second Language (Current EB Students/EL) (TAPR)
 BEDICHEK MIDDLE (227901054) - AUSTIN ISD - TRAVIS COUNTY

2022

Due to the cancellation of spring 2020 STAAR, 2022 and 2019 School progress and STAAR progress measure data are shown.

	School Year	District	Campus	Total Bilingual Education	BE-Trans Early Exit	BE-Trans Late Exit	BE-Dual Two-Way	BE-Dual One-Way	ALP Bilingual (Exception)	Total ESL	ESL Content-Based	ESL Pull-Out	ALP ESL (Waiver)	EB/EL with Parental Denial	Never EB/EL	Total EB/EL (Current)	Monitored & Former EB/EL
At Meets Grade Level or Above	2022	3%	12%	9%	-	-	-	-	9%	6%	-	6%	-	*	15%	9%	8%
	2021	8%	8%	7%	-	-	7%	-	14%	0%	-	0%	-	*	8%	3%	23%
At Masters Grade Level	2022	5%	6%	9%	-	-	-	-	9%	2%	-	2%	-	*	6%	5%	4%
	2021	9%	5%	0%	-	-	0%	-	0%	0%	-	0%	-	*	8%	0%	8%
School Progress Domain - Academic Growth Score																	
All Grades Both Subjects	2022	6%	80%	78%	-	-	79%	-	77%	83%	-	83%	-	65%	79%	80%	93%
	2019	8%	58%	-	-	-	-	-	-	60%	-	60%	-	17%	-	60%	-
All Grades EL Reading	2022	8%	81%	76%	-	-	86%	-	73%	-	-	-	-	-	-	-	-

2022

2022

Texas Education Agency
 2021-22 STAAR Participation (TAPR)
 BEDICHEK MIDDLE (227901054) - AUSTIN ISD - TRAVIS COUNTY

	State	District	Campus	African American	Hispanic	White	American Indian	Asian	Pacific Islander	Two or More Races	Special Ed (Current)	Special Ed (Former)	Continuously Enrolled	Non-Continuously Enrolled	Econ Disadv	EB & EL (Current & Monitored)
2022 STAAR Participation (All Grades)																
All Tests																
Assessment Participant	99%	97%	97%	97%	97%	97%	-	95%	-	100%	99%	96%	97%	98%	98%	98%
Included in Accountability	93%	91%	89%	90%	89%	85%	-	95%	-	100%	92%	96%	93%	77%	91%	90%
Not Included in Accountability: Mobile	5%	4%	7%	7%	7%	13%	-	0%	-	0%	7%	0%	4%	16%	6%	5%
Not Included in Accountability: Other Exclusions	1%	2%	1%	0%	1%	0%	-	0%	-	0%	0%	0%	0%	5%	1%	2%
Not Tested	1%	3%	3%	3%	3%	3%	-	5%	-	0%	1%	4%	3%	2%	2%	

--	--	--	--	--	--	--	--	--	--	--	--	--	--	--	--	--

--	--	--	--	--	--	--	--	--	--	--	--	--	--	--	--	--

--	--	--	--	--	--	--	--	--	--	--	--	--	--	--	--	--



Texas Education Agency
 2021-22 STAAR Participation (TAPR)
 BEDICHEK MIDDLE (227901054) - AUSTIN ISD - TRAVIS COUNTY

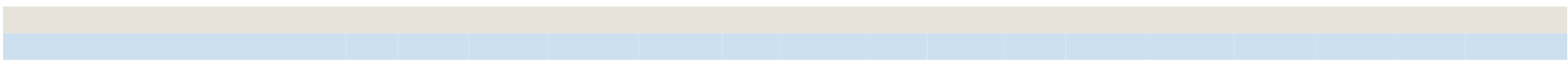
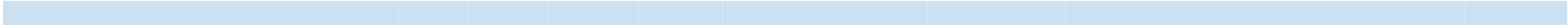
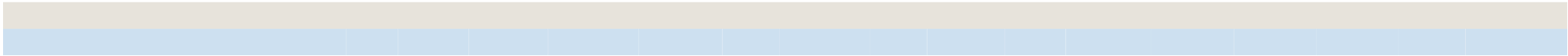

		State																											

--	--	--	--	--	--	--	--	--	--	--	--	--	--	--	--	--	--	--	--	--	--	--	--	--	--	--	--

--	--	--	--	--	--	--	--	--	--	--	--	--	--	--	--	--	--	--	--	--	--	--	--	--	--	--	--

--	--	--	--	--	--	--	--	--	--	--	--	--	--	--	--	--	--	--	--	--	--	--	--	--	--	--	--

--	--	--	--	--	--	--	--	--	--	--	--	--	--	--	--	--	--	--	--	--	--	--	--	--	--	--	--

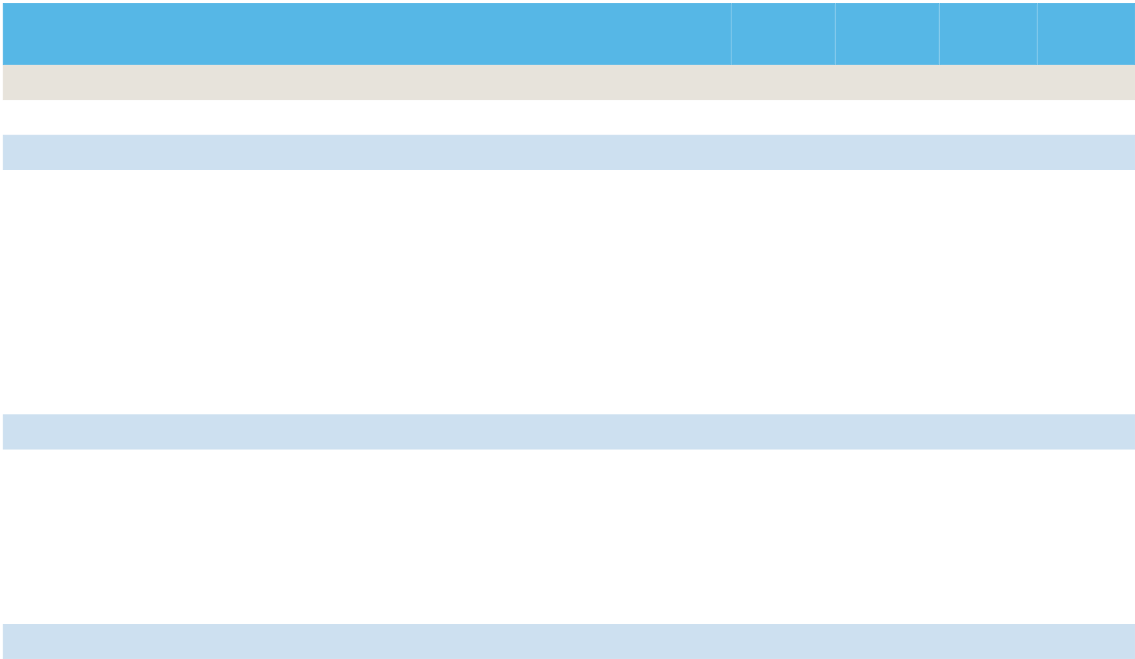




Texas Education Agency
 2021-22 Attendance, Graduation, and Dropout Rates (TAPR)
 BEDICHEK MIDDLE (227901054) - AUSTIN ISD - TRAVIS COUNTY

	State	District	Campus	African American	Hispanic	White	American Indian	Asian	Pacific Islander	Two or More Races	Special Ed	Econ Disadv	EB/EL
Class of 2021	81.9%	89.7%	-	-	-	-	-	-	-	-	-	-	-
Class of 2020	83.5%	91.2%	-	-	-	-	-	-	-	-	-	-	-
RHSP/DAP/FHSP-E/FHSP-DLA Graduates (Longitudinal Rate)													
Class of 2021	85.7%	92.0%	-	-	-	-	-	-	-	-	-	-	-
Class of 2020	87.8%	93.7%	-	-	-	-	-	-	-	-	-	-	-
RHSP/DAP Graduates (Annual Rate)													
2020-21	43.8%	0.0%	-	-	-	-	-	-	-	-	-	-	-
2019-20	38.6%	2.8%	-	-	-	-	-	-	-	-	-	-	-
FHSP-E Graduates (Annual Rate)													
2020-21	3.8%	2.7%	-	-	-	-	-	-	-	-	-	-	-
2019-20	4.4%	2.8%	-	-	-	-	-	-	-	-	-	-	-
FHSP-DLA Graduates (Annual Rate)													
2020-21	80.4%	87.5%	-	-	-	-	-	-	-	-	-	-	-
2019-20	81.8%	89.4%	-	-	-	-	-	-	-	-	-	-	-
RHSP/DAP/FHSP-E/FHSP-DLA Graduates (Annual Rate)													
2020-21	84.1%	89.8%	-	-	-	-	-	-	-	-	-	-	-
2019-20	85.8%	91.4%	-	-	-	-	-	-	-	-	-	-	-

Texas Education Agency
2021-22 Graduation Profile (TAPR)



Texas Education Agency
2021-22 CCMR-Related Indicators (TAPR)
BEDICHEK MIDDLE (227901054) - AUSTIN ISD - TRAVIS COUNTY

There is no data for this campus.


Texas Education Agency
2021-22 Other Postsecondary Indicators (TAPR)
BEDICHEK MIDDLE (227901054) - AUSTIN ISD - TRAVIS COUNTY

There is no data for this campus.

Texas Education Agency
2021-22 Student Information (TAPR)
BEDICHEK MIDDLE (227901054) - AUSTIN ISD - TRAVIS COUNTY

Student Information	Membership				Enrollment			
	Campus		District	State	Campus		District	State
	Count	Percent			Count	Percent		
Total Students	669	100.0%	71,883	5,402,928	694	100.0%	74,602	5,427,370
Students by Grade:								
Early Childhood Education	0	0.0%	0.1%	0.3%	0	0.0%	0.2%	0.4%
Pre-Kindergarten	0	0.0%	5.6%	4.1%	0	0.0%	5.4%	4.1%
Pre-Kindergarten: 3-year Old	0	0.0%	1.4%	0.6%	0	0.0%	1.4%	0.6%
Pre-Kindergarten: 4-year Old	0	0.0%	4.2%	3.5%	0	0.0%	4.0%	3.5%
Kindergarten	0	0.0%	7.3%	6.8%	0	0.0%	7.5%	6.8%
Grade 1	0	0.0%	7.7%	7.1%	0	0.0%	7.9%	7.1%
Grade 2	0	0.0%	7.3%	7.1%	0	0.0%	7.6%	7.1%
Grade 3	0	0.0%	7.2%	7.1%	0	0.0%	7.5%	7.1%
Grade 4	0	0.0%	7.1%	7.1%	0	0.0%	7.3%	7.1%
Grade 5	0	0.0%	6.9%	7.2%	0	0.0%	7.2%	7.2%
Grade 6	185	27.7%	6.6%	7.4%	210	30.3%	6.8%	7.4%
Grade 7	220	32.9%	7.3%	7.7%	220	31.7%	7.1%	7.7%
Grade 8	264	39.5%	7.3%	7.9%	264	38.0%	7.0%	7.8%
Grade 9	0	0.0%	8.3%	8.8%	0	0.0%	8.0%	8.8%
Grade 10	0	0.0%	7.5%	7.6%	0	0.0%	7.3%	7.5%
Grade 11	0	0.0%	7.0%	7.2%	0	0.0%	6.7%	7.2%
Grade 12	0	0.0%	6.7%	6.7%	0	0.0%	6.5%	6.7%
Ethnic Distribution:								
African American	43	6.4%	6.3%	12.8%	44	6.3%	6.4%	12.8%
Hispanic	577	86.2%	54.4%	52.8%	599	86.3%	54.4%	52.7%
White	32	4.8%	30.9%	26.3%	34	4.9%	30.6%	26.3%
American Indian	0	0.0%	0.2%	0.3%	0	0.0%	0.2%	0.3%
Asian	8	1.2%	4.4%	4.8%	8	1.2%	4.6%	4.8%
Pacific Islander	0	0.0%	0.1%	0.2%	0	0.0%	0.1%	0.2%
Two or More Races	9	1.3%	3.8%	2.9%	9	1.3%	3.8%	2.9%
Sex:								
Female	326	48.7%	48.8%	48.9%	336	48.4%	48.8%	48.8%
Male	343	51.3%	51.2%	51.1%	358	51.6%	51.2%	51.2%
Economically Disadvantaged								
	584	87.3%	50.9%	60.7%	607	87.5%	50.9%	60.6%

0.0% 0.3%



Texas Education Agency
2021-22 Student Information (TAPR)
BEDICHEK MIDDLE (227901054) - AUSTIN ISD - TRAVIS COUNTY

Texas Education Agency
 2021-22 Staff Information (TAPR)
 BEDICHEK MIDDLE (227901054) - AUSTIN ISD - TRAVIS COUNTY

Staff Information	----- Campus -----		District	State
	Count/Average	Percent		
Total Staff	81.7	100.0%	100.0%	100.0%
Professional Staff:	72.7	89.0%	63.7%	64.1%
Teachers	65.6	80.2%		

Texas Education Agency
 2021-22 Staff Information (TAPR)
 BEDICHEK MIDDLE (227901054) - AUSTIN ISD - TRAVIS COUNTY

	----- Campus -----			
Staff Information	Count/Average	Percent	District	State
Over 30 Years Experience	3.0	4.6%	3.2%	2.9%

Texas Education Agency
 2021-22 Staff Information (TAPR)
 BEDICHEK MIDDLE (227901054) - AUSTIN ISD - TRAVIS COUNTY

Program Information	----- Campus -----		District	State
	Count	Percent		
Special Education	16.4	25.0%	16.6%	9.6%
Other 780 of 3064	6.2	9.5%	8.5%	