

# 2021-22 Texas Academic Performance Report (TAPR)

District Name: AUSTIN ISD

Campus Name: WEBB M S


Campus Number: 227901053

2022 Accountability Rating: Not Rated: Senate Bill 1365

This page is intentionally blank.



--	--	--	--	--	--	--	--	--	--	--	--



Texas Education Agency  
2021-22 STAAR Performance (TAPR)  
WEBB M S (227901053) - AUSTIN ISD - TRAVIS COUNTY

School  
Year

State

District

Campus

African  
American

Hispanic

White

American  
Indian

Asian

Pacific  
Islander

Two  
or  
More

Texas Education Agency  
 2021-22 STAAR Performance (TAPR)  
 WEBB M S (227901053) - AUSTIN ISD - TRAVIS COUNTY

	School Year	State	District	Campus	African American	Hispanic	White	American Indian	Asian	Pacific Islander	Two or More Races	Special Ed (Current)	Special Ed (Former)	Continuously Enrolled	Non-Continuously Enrolled	Econ Disadv	EB fEL (Current & Monitored)
At Masters Grade Level	2022	21%	24%	1%	0%	1%	*	-	*	-	*	0%	*	0%	2%	1%	0%
	2021	20%	19%	5%	*	3%	*	-	-	-	-	25%					

Texas Education Agency  
2021-22 STAAR Performance (TAPR)  
WEBB M S (227901053) - AUSTIN ISD - TRAVIS COUNTY

School  
Year

State

District

Campus

African  
American

Hispanic

White

American  
Indian

Asian

Pacific  
Islander

Two  
or  
More  
Races







Texas Education Agency  
2021-22 Bilingual Education/English as a Second Language (Current EB Students/EL) (TAPR)  
WEBB M S (227901053) - AUSTIN ISD - TRAVIS COUNTY


Due to the cancellation of spring 2020 STAAR, 2022 and 2019 School progress and STAAR progress measure data are shown.

School Year	State	District																		
-------------	-------	----------	--	--	--	--	--	--	--	--	--	--	--	--	--	--	--	--	--	--












| -



Texas Education Agency  
 2021-22 Attendance, Graduation, and Dropout Rates (TAPR)  
 WEBB M S (227901053) - AUSTIN ISD - TRAVIS COUNTY

	State	District	Campus	African American	Hispanic	White	American Indian	Asian	Pacific Islander	Two or More Races	Special Ed	Econ Disadv	EB/EL
Graduates, TxCHSE, and Continuers	93.8%	97.3%	-	-	-	-	-	-	-	-	-	-	-
Class of 2019													
Graduated	92.0%	96.0%	-	-	-	-	-	-	-	-	-	-	-
Received TxCHSE	0.5%	0.4%	-	-	-	-	-	-	-	-	-	-	-
Continued HS	1.3%	0.8%	-	-	-	-	-	-	-	-	-	-	-
Dropped Out	6.1%	2.8%	-	-	-	-	-	-	-	-	-	-	-
Graduates and TxCHSE	92.6%	96.4%	-	-	-	-	-	-	-	-	-	-	-
Graduates, TxCHSE, and Continuers	93.9%	97.6%	-	-	-	-	-	-	-	-	-	-	-
6-Year Extended Longitudinal Rate (Gr 9-12)													
Class of 2019													
Graduated	92.4%	96.6%	-	-	-	-	-	-	-	-	-	-	-
Received TxCHSE													









Texas Education Agency  
2021-22 College, Career, and Military Readiness (CCMR) (TAPR)  
WEBB M S (227901053) - AUSTIN ISD - TRAVIS COUNTY

There is no data for this campus.

Texas Education Agency  
2021-22 CCMR-Related Indicators (TAPR)  
WEBB M S (227901053) - AUSTIN ISD - TRAVIS COUNTY

There is no data for this campus.

Texas Education Agency  
2021-22 Other Postsecondary Indicators (TAPR)  
WEBB M S (227901053) - AUSTIN ISD - TRAVIS COUNTY

There is no data for this campus.

Texas Education Agency  
 2021-22 Student Information (TAPR)  
 WEBB M S (227901053) - AUSTIN ISD - TRAVIS COUNTY

Student Information	Membership				Enrollment			
	Campus		District	State	Campus		District	State
	Count	Percent			Count	Percent		
Total Students	567	100.0%	71,883	5,402,928	578	100.0%	74,602	5,427,370
Students by Grade:								
Early Childhood Education	0	0.0%	0.1%	0.3%	0	0.0%	0.2%	0.4%
Pre-Kindergarten	0	0.0%	5.6%	4.1%	0	0.0%	5.4%	4.1%
Pre-Kindergarten: 3-year Old	0	0.0%	1.4%	0.6%	0	0.0%	1.4%	0.6%
Pre-Kindergarten: 4-year Old	0	0.0%	4.2%	3.5%	0	0.0%	4.0%	3.5%
Kindergarten	0	0.0%	7.3%	6.8%	0	0.0%	7.5%	6.8%
Grade 1	0	0.0%	7.7%	7.1%	0	0.0%	7.9%	7.1%
Grade 2	0	0.0%	7.3%	7.1%	0	0.0%	7.6%	7.1%
Grade 3	0	0.0%	7.2%	7.1%	0	0.0%	7.5%	7.1%
Grade 4	0	0.0%	7.1%	7.1%	0	0.0%	7.3%	7.1%
Grade 5	0	0.0%	6.9%	7.2%	0	0.0%	7.2%	7.2%
Grade 6	189	33.3%	6.6%	7.4%	200	34.6%	6.8%	7.4%
Grade 7	193	34.0%	7.3%	7.7%	193	33.4%	7.1%	7.7%
Grade 8	185	32.6%	7.3%	7.9%	185	32.0%	7.1%	7.9%



Texas Education Agency  
 2021-22 Student Information (TAPR)  
 WEBB M S (227901053) - AUSTIN ISD - TRAVIS COUNTY

Student Information	--Non-Special Education Rates--			---Special Education Rates---		
	Campus	District	State	Campus	District	State
Retention Rates by Grade:						
Kindergarten	-	0.7%	1.9%	-	2.6%	5.2%
Grade 1	-	0.7%	2.9%	-	1.3%	4.2%
Grade 2	-	0.5%	1.7%	-	1.6%	2.2%
Grade 3	-	0.5%	1.0%	-	0.3%	1.0%
Grade 4	-	0.1%	0.7%	-	0.5%	0.7%
Grade 5	-	0.1%	0.5%	-	0.9%	0.7%
Grade 6	1.9%	0.2%	0.6%	0.0%	0.4%	0.6%
Grade 7	2.7%	0.2%	0.7%	4.0%	0.2%	0.7%
Grade 8	0.5%	0.2%	0.6%	0.0%	0.4%	0.8%
Grade 9	-	5.4%	10.5%	-	7.1%	14.1%

Class Size Averages by Grade and Subject  
 (Derived from teacher responsibility records):

Class Size Information	Campus	District	State
Elementary:			
Kindergarten	-	17.5	18.7
Grade 1	-	16.9	18.7
Grade 2	-	15.7	18.6
Grade 3	-	15.1	18.7
Grade 4	-	15.7	18.8
Grade 5	-	18.0	20.2
Grade 6	14.6	17.7	19.2
Secondary:			

Texas Education Agency  
2021-22 Staff Information (TAPR)  
WEBB M S (227901053) - AUSTIN ISD - TRAVIS COUNTY


Staff Information	----- Campus -----		District	State
	Count/Average	Percent		
Total Staff	58.4	100.0%	100.0%	100.0%
Professional Staff:	56.4	96.6%	63.7%	64.1%
Teachers	48.1	82.4%	49.5%	49.3%
Professional Support	5.3	9.1%	10.5%	10.7%
Campus Administration (School Leadership)	3.0	5.1%	3.1%	2.9%
Educational Aides:	2.0	3.4%	10.1%	11.1%
Librarians and Counselors (Headcount):				
Full-time Librarians	1.0	n/a	83.0	4,194.0
Part-time Librarians	0.0	n/a	27.0	607.0
Full-time Counselors	2.0	n/a	215.0	13,550.0
Part-time Counselors	0.0	n/a	2.0	1,176.0
Total Minority Staff:	28.6	49.1%	58.3%	52.1%
Teachers by Ethnicity:				
African American	7.0	14.6%	5.9%	11.2%
Hispanic	14.6	30.5%	34.4%	28.9%
White	23.4	48.8%	55.2%	56.4%
American Indian	0.0	0.0%	0.2%	0.3%
Asian	2.0	4.2%	2.9%	1.9%
Pacific Islander	0.0	0.0%	0.1%	0.1%
Two or More Races	1.0	2.1%	1.3%	1.2%
Teachers by Sex:				
Males	18.8	39.2%	25.9%	24.1%
Females	29.3	60.8%	74.1%	75.9%
Teachers by Highest Degree Held:				
No Degree	1.0	2.1%	1.1%	1.4%
Bachelors	30.0	62.4%	68.4%	72.6%
Masters	17.1	35.6%	29.9%	25.2%
Doctorate	0.0	0.0%	0.7%	0.8%
Teachers by Years of Experience:				
Beginning Teachers	1.5	3.1%	6.4%	7.9%
1-5 Years Experience	15.2	31.5%	28.4%	26.7%
6-10 Years Experience	15.5	32.2%	21.4%	20.6%
11-20 Years Experience	14.0	29.1%	27.8%	28.6%
21-30 Years Experience	2.0	4.1%	12.8%	13.2%



Texas Education Agency  
 2021-22 Staff Information (TAPR)  
 WEBB M S (227901053) - AUSTIN ISD - TRAVIS COUNTY

	----- Campus -----		District	State
Staff Information	Count/Average	Percent		
Over 30 Years Experience	0.0	0.0%	3.2%	2.9%
Number of Students per Teacher	11.8	n/a	13.8	14.6

Staff Information	Campus	District	State
Experience of Campus Leadership:			
Average Years Experience of Principals	19.0	6.6	6.3
Average Years Experience of Principals with District	9.0	6.2	5.4
Average Years Experience of Assistant Principals	10.5	5.5	5.5
Average Years Experience of Assistant Principals with District	10.5	5.0	4.8
Average Years Experience of Teachers:			
Average Years Experience of Teachers with District:	4.7	7.9	7.2
Average			



Texas Education Agency  
 2021-22 Staff Information (TAPR)  
 WEBB M S (227901053) - AUSTIN ISD - TRAVIS COUNTY

Program Information	----- Campus -----		District	State
	Count	Percent		
Special Education	9.8	20.3%	16.6%	9.6%
Other	6.1	12.7%	8.5%	3.5%

- Indicates there are no students in the group.
- \* Indicates results are masked due to small numbers to protect student confidentiality.
- \*\* When only one student disability or assessment group is masked, then the second smallest student disability or assessment group is masked regardless of size.
- n/a Indicates data reporting is not applicable for this group.
- ? Indicates that the data for this item were statistically improbable or were reported outside a reasonable range.

Link to: [PEIMS Financial Standard Reports 2020-21 Financial Actual Report](#)  
 (To open link in a new window, press the "Ctrl" key and click on the link.)