

This page is intentionally blank.

--	--	--	--	--	--	--	--	--	--	--	--	--

Texas Education Agency
2021-22 Progress (TAPR)
MARTIN MIDDLE (227901051) - AUSTIN ISD - TRAVIS COUNTY



Due to the cancellation of spring 2020 STAAR, 2022 and 2019 progress data are shown.

	School Year	State	District	Campus	African American	Hispanic	White	American Indian	Asian	Pacific Islander	Two or More Races	Special Ed (Current)	Special Ed (Former)	Continuously Enrolled	Non-Continuously Enrolled	Econ Disadv	EB/EL (Current & Monitored)
School Progress Domain - Academic Growth Score by Grade and Subject																	
Grade 6 ELA/Reading	2022	61	59	51	50	48	*	-	*	-	*						

Texas Education Agency
 2021-22 Bilingual Education/English as a Second Language (Current EB Students/EL) (TAPR)
 MARTIN MIDDLE (227901051) - AUSTIN ISD - TRAVIS COUNTY

Due to the cancellation of spring 2020 STAAR, 2022 and 2019 School progress and STAAR progress measure data are shown.

School Year	State	District	Campus	Total Bilingual Education	BE-Trans Early Exit	BE-Trans Late Exit	BE-Dual Two-Way	BE-Dual One-Way	BE-Dual Bilingual	ALP Bilingual (Exception)	ESL	502.41	477.93	ET (E66*	0.808	0.85B/ET3	8320.g	0.808	0.85
-------------	-------	----------	--------	---------------------------	---------------------	--------------------	-----------------	-----------------	-------------------	---------------------------	-----	--------	--------	----------	-------	-----------	--------	-------	------



Texas Education Agency
2021-22 Bilingual Education/English as a Second Language (Current EB Students/EL) (TAPR)
MARTIN MIDDLE (227901051) - AUSTIN ISD - TRAVIS COUNTY

Due to the cancellation of spring 2020 STAAR, 2022 and 2019 School progress and STAAR progress measure data are shown.

	School Year	State	District	Campus	Total														
--	-------------	-------	----------	--------	-------	--	--	--	--	--	--	--	--	--	--	--	--	--	--






Texas Education Agency
 2021-22 STAAR Participation (TAPR)
 MARTIN MIDDLE (227901051) - AUSTIN ISD - TRAVIS COUNTY

	State	District	Campus	African American	Hispanic	White	American Indian	Asian	Pacific Islander	Two or More Races	Special						

Texas Education Agency
 2021-22 Attendance, Graduation, and Dropout Rates (TAPR)
 MARTIN MIDDLE (227901051) - AUSTIN ISD - TRAVIS COUNTY

	State	District	Campus	African American	Hispanic	White	American Indian	Asian	Pacific Islander	Two or More Races	Special Ed	Econ Disadv	EB/EL
Graduates, TxCHSE, and Continuers	93.8%	97.3%	-	-	-	-	-	-	-	-	-	-	-
Class of 2019													
Graduated	92.0%	96.0%	-	-	-	-	-	-	-	-	-	-	-
Received TxCHSE	0.5%	0.4%	-	-	-	-	-	-	-	-	-	-	-
Continued HS	1.3%	0.8%	-	-	-	-	-	-	-	-	-	-	-
Dropped Out	6.1%	2.8%	-	-	-	-	-	-	-	-	-	-	-
Graduates and TxCHSE	92.6%	96.4%	-	-	-	-	-	-	-	-	-	-	-



Texas Education Agency
2021-22 College, Career, and Military Readiness (CCMR) (TAPR)
MARTIN MIDDLE (227901051) - AUSTIN ISD - TRAVIS COUNTY

There is no data for this campus.

Texas Education Agency
2021-22 CCMR-Related Indicators (TAPR)
MARTIN MIDDLE (227901051) - AUSTIN ISD - TRAVIS COUNTY

There is no data for this campus.

Texas Education Agency
2021-22 Other Postsecondary Indicators (TAPR)
MARTIN MIDDLE (227901051) - AUSTIN ISD - TRAVIS COUNTY

There is no data for this campus.

Texas Education Agency
 2021-22 Student Information (TAPR)
 MARTIN MIDDLE (227901051) - AUSTIN ISD - TRAVIS COUNTY

Student Information	Membership				Enrollment			
	Campus				Campus			
	Count	Percent	District	State	Count	Percent	District	State



--	--	--	--

Texas Education Agency
 2021-22 Staff Information (TAPR)
 MARTIN MIDDLE (227901051) - AUSTIN ISD - TRAVIS COUNTY

	----- Campus -----		District	State
Staff Information	Count/Average	Percent		
Over 30 Years Experience	1.0	2.6%	3.2%	2.9%
Number of Students per Teacher	11.7	n/a	13.8	14.6

Staff Information	Campus	District	State
Experience of Campus Leadership:			
Average Years Experience of Principals	1.0	6.6	6.3
Average Years Experience of Principals with District	1.0	6.2	5.4
Average Years Experience of Assistant Principals	2.8	5.5	5.5
Average Years Experience of Assistant Principals with District	2.8	5.0	4.8
Average Years Experience of Teachers:			
Average Years Experience of Teachers:	9.4	10.4	11.1
Average Years Experience of Teachers with District:	6.2	7.9	7.2
Average Teacher Salary by Years of Experience (regular duties only):			
Beginning Teachers	\$51,150	\$50,931	\$51,054
1-5 Years Experience	\$53,459	\$53,753	\$54,577
6-10 Years Experience	\$56,849	\$55,764	\$57,746
11-20 Years Experience	\$56,148	\$56,873	\$61,377
21-30 Years Experience	\$60,738	\$61,418	\$65,949
Over 30 Years Experience	\$70,511	\$71,664	\$71,111
Average Actual Salaries (regular duties only):			
Teachers	\$55,914	\$56,424	\$58,887
Professional Support	\$62,387	\$74,370	\$69,505

Texas Education Agency
 2021-22 Staff Information (TAPR)
 MARTIN MIDDLE (227901051) - AUSTIN ISD - TRAVIS COUNTY

Program Information	----- Campus -----		District	State
	Count	Percent		
Special Education	11.9	30.6%	16.6%	9.6%
Other	3.3	8.5%	8.5%	3.5%

- Indicates there are no students in the group.
- * Indicates results are masked due to small numbers to protect student confidentiality.
- ** When only one student disability or assessment group is masked, then the second smallest student disability or assessment group is masked regardless of size.
- n/a Indicates data reporting is not applicable for this group.
- ? Indicates that the data for this item were statistically improbable or were reported outside a reasonable range.

Link to: