

# 2021-22 Texas Academic Performance Report (TAPR)

District Name: AUSTIN ISD

Campus Name: LAMAR M S

Campus Number: 227901045

2022 Accountability Rating: B

Distinction Designations:

Academic Achievement in Science

This page is intentionally blank.

--	--	--	--	--	--	--	--	--	--	--











Texas Education Agency  
2021-22 Progress (TAPR)  
LAMAR M S (227901045) - AUSTIN ISD - TRAVIS COUNTY

Due to the cancellation of spring 2020 STAAR, 2022 and 2019 progress data are shown.

	School Year	State	District	Campus	African American												



Texas Education Agency  
2021-22 Bilingual Education/English as a Second Language (Current EB Students/EL) (TAPR)  
LAMAR M S (227901045) - AUSTIN ISD - TRAVIS COUNTY











Texas Education Agency  
 2021-22 STAAR Participation (TAPR)  
 LAMAR M S (227901045) - AUSTIN ISD - TRAVIS COUNTY

	State	District	Campus	African American	Hispanic	White	American Indian	Asian	Pacific Islander	Two or More Races	Special Ed (Current)	Special Ed				



Texas Education Agency  
 2021-22 Attendance, Graduation, and Dropout Rates (TAPR)  
 LAMAR M S (227901045) - AUSTIN ISD - TRAVIS COUNTY

	State	District	Campus	African American	Hispanic	White	American Indian	Asian	Pacific Islander	Two or More Races	Special Ed	Econ Disadv	EB/EL
Graduates, TxCHSE, and Continuers	93.8%	97.3%	-	-	-	-	-	-	-	-	-	-	-
Class of 2019													
Graduated	92.0%	96.0%	-	-	-	-	-	-	-	-	-	-	-
Received TxCHSE	0.5%	0.4%	-	-	-	-	-	-	-	-	-	-	-
Continued HS	1.3%	0.8%	-	-	-	-	-	-	-	-	-	-	-
Dropped Out	6.1%	2.8%	-	-	-	-	-	-	-	-	-	-	-
Graduates and TxCHSE	92.6%	96.4%	-	-	-	-	-	-	-	-	-	-	-
Graduates, TxCHSE, and Continuers	93.9%	97.2%	-	-	-	-	-	-	-	-	-	-	-
6-Year Extended Longitudinal Rate (Gr 9-12)													
Class of 2019													
Graduated	92.6%	96.6%	-	-	-	-	-	-	-	-	-	-	-
Received TxCHSE	0.6%	0.4%	-	-	-	-	-	-	-	-	-	-	-
Continued HS	<b>0.6%</b>	<b>0.2%</b>	-	-	-	-	-	-	-	-	-	-	-
Dropped Out	6.2%	2.8%	-	-	-	-	-	-	-	-	-	-	-
<b>Graduates and TxCHSE</b>	<b>93.2%</b>	<b>97.1%</b>											



\_\_\_\_\_

\_\_\_\_\_

\_\_\_\_\_

\_\_\_\_\_



Texas Education Agency  
 2021-22 Attendance, Graduation, and Dropout Rates (TAPR)  
 LAMAR M S (227901045) - AUSTIN ISD - TRAVIS COUNTY

	State	District	Campus	African American	Hispanic	White	American Indian	Asian	Pacific Islander	Two or More Races	Special Ed	Econ Disadv	EB/EL
Class of 2021	81.9%	89.7%	-	-	-	-	-	-	-	-	-	-	-
Class of 2020	83.5%	91.2%	-	-	-	-	-	-	-	-	-	-	-




Texas Education Agency  
 2021-22 Graduation Profile (TAPR)  
 LAMAR M S (227901045) - AUSTIN ISD - TRAVIS COUNTY

	Campus Count	Campus Percent	District Count	State Count
Graduates(2020-21 Annual Graduates)				
Total Graduates	-	-	4,515	358,842
<b>By Ethnicity:</b>				
African American	-	-	317	44,018
Hispanic	-	-	2,313	183,306
White	-	-	1,520	103,898
American Indian	-	-	10	1,195
Asian	-	-	195	18,030
Pacific Islander	-	-		



Texas Education Agency  
2021-22 College, Career, and Military Readiness (CCMR) (TAPR)  
LAMAR M S (227901045) - AUSTIN ISD - TRAVIS COUNTY

There is no data for this campus.



Texas Education Agency  
2021-22 Other Postsecondary Indicators (TAPR)  
LAMAR M S (227901045) - AUSTIN ISD - TRAVIS COUNTY

There is no data for this campus.







Professional Staff:



The image shows a table with a blue header row and a tan body row. The content within the cells is almost entirely obscured by redaction, with only faint outlines of text visible in the header cells.

[Redacted]			
[Redacted]	[Redacted]	[Redacted]	[Redacted]

Texas Education Agency  
 2021-22 Staff Information (TAPR)  
 LAMAR M S (227901045) - AUSTIN ISD - TRAVIS COUNTY

Program Information	----- Campus -----		District	State
	Count	Percent		
Special Education	14.3	20.9%	16.6%	9.6%
Other	19.8	28.8%	8.5%	3.5%

- Indicates there are no students in the group.
- \* Indicates results are masked due to small numbers to protect student confidentiality.
- \*\* When only one student disability or assessment group is masked, then the second smallest student disability or assessment group is masked regardless of size.
- n/a Indicates data reporting is not applicable for this group.
- ? Indicates that the data for this item were statistically improbable or were reported outside a reasonable range.

Link to: [PEIMS Financial Standard Reports 2020-21 Financial Actual Report](#)  
 (To open link in a new window, press the "Ctrl" key and click on the link.)