

2021-22 Texas Academic Performance Report (TAPR)

District Name: AUSTIN ISD



Campus Name: LIVELY MIDDLE

Campus Number: 227901043

2022 Accountability Rating: C

This page is intentionally blank.

Texas Education Agency
2021-22 STAAR Performance (TAPR)
LIVELY MIDDLE (227901043) - AUSTIN ISD - TRAVIS COUNTY




Texas Education Agency
2021-22 STAAR Performance (TAPR)
LIVELY MIDDLE (227901043) - AUSTIN ISD - TRAVIS COUNTY


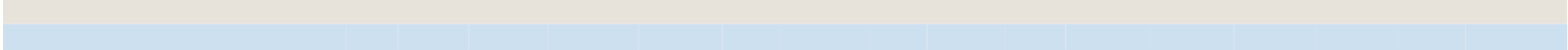


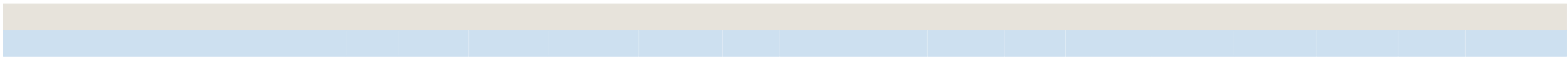

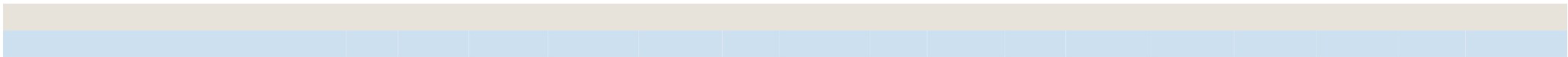


School Year	State	District	Campus	African American	Hispanic	White	American Indian	Asian	Pacific Islander	Two or More Races	Special Ed (Current)	Special Ed (Former)	Continuously Enrolled	Non-Continuously Enrolled	Econ Disadv
-------------	-------	----------	--------	------------------	----------	-------	-----------------	-------	------------------	-------------------	----------------------	---------------------	-----------------------	---------------------------	-------------

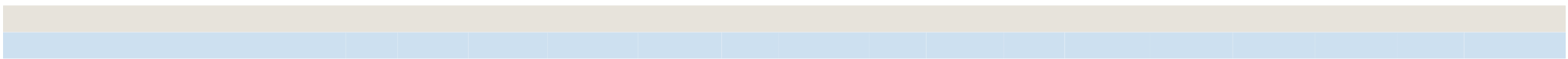

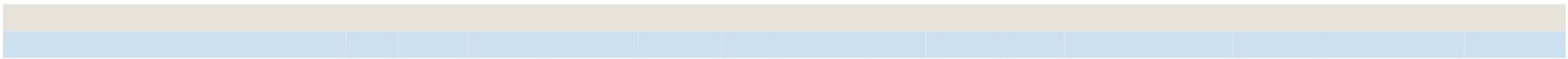


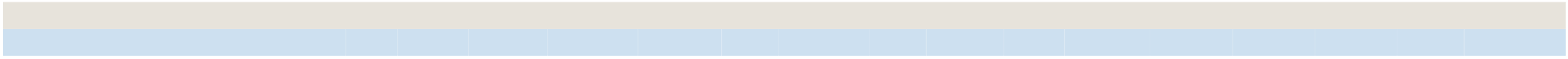
Texas Education Agency
2021-22 Bilingual Education/English as a Second Language (Current EB Students/EL) (TAPR)
LIVELY MIDDLE (227901043) - AUSTIN ISD - TRAVIS COUNTY

Due to the cancellation of spring 2020 STAAR, 2022 and 2019 School progress and STAAR progress measure data are shown.

	School Year	State	District	Campus	Total Bilingual Education	BE-Trans Early Exit	BE-Trans Late Exit	BE-Dual											
--	-------------	-------	----------	--------	---------------------------	---------------------	--------------------	---------	--	--	--	--	--	--	--	--	--	--	--







Texas Education Agency
 2021-22 STAAR Participation (L)
 LIVELY MIDDLE (227901043) - AUSTIN ISD

COUNTY

State	District	Campus	African American	Hispanic	White	American Indian	Asian	Special Ed (Current)	Special Ed (Former)	Continuously Enrolled	Non-Continuously Enrolled	Econ Disadv	EB 6ELJ

Texas Education Agency
2021-22 Attendance, Graduation, and Dropout Rates (TAPR)
LIVELY MIDDLE (227901043) - AUSTIN ISD - TRAVIS COUNTY

Lively Middle													
2021-22													
Attendance			Graduation				Dropout			Other			
State	District	Elementary	Jr High	High	Overall	Elementary	Jr High	High	Overall	Elementary	Jr High	High	Overall

Texas Education Agency
 2021-22 Attendance, Graduation, and Dropout Rates (TAPR)
 LIVELY MIDDLE (227901043) - AUSTIN ISD - TRAVIS COUNTY

	State	District	Campus	African American	Hispanic	White	American Indian	Asian	Pacific Islander	Two or More Races	Special Ed	Econ Disadv	EB/EL
Graduates, TxCHSE, and Continuers	93.8%	97.3%	-	-	-	-	-	-	-	-	-	-	-
Class of 2019													
Graduated	92.0%	96.0%	-	-	-	-	-	-	-	-	-	-	-
Received TxCHSE	0.5%	0.4%	-	-	-	-	-	-	-	-	-	-	-
Continued HS	1.3%	0.8%	-	-	-	-	-	-	-	-	-	-	-
Dropped Out	6.1%	2.8%	-	-	-	-	-	-	-	-	-	-	-
Graduates and TxCHSE	92.6%	96.4%	-	-	-	-	-	-	-	-	-	-	-
Graduates, TxCHSE, and Continuers	93.9%	97.2%	-	-	-	-	-	-	-	-	-	-	-
6-Year Extended Longitudinal Rate (Gr 9-12)													
Class of 2019													
Graduated	92.6%	96.6%	-	-	-	-	-	-	-	-	-	-	-
Received TxCHSE	0.6%	0.4%	-	-	-	-	-	-	-	-	-	-	-
Continued HS	0.6%	0.2%	-	-	-	-	-	-	-	-	-	-	-
Dropped Out	6.2%	2.8%	-	-	-	-	-	-	-	-	-	-	-
Graduates and TxCHSE	93.2%	97.1%	-	-	-	-	-	-	-	-	-	-	-
Graduates, TxCHSE, and Continuers	93.8%	97.2%	-	-	-	-	-	-	-	-	-	-	-
Class of 2018													
Graduated	92.6%	96.1%	-	-	-	-	-	-	-	-	-	-	-
Received TxCHSE	0.7%	0.8%	-	-	-	-	-	-	-	-	-	-	-
Continued HS	0.6%	0.2%	-	-	-	-	-	-	-	-	-	-	-
Dropped Out	6.1%	2.9%	-	-	-	-	-	-	-	-	-	-	-
Graduates and TxCHSE	93.3%	96.9%	-	-	-	-	-	-	-	-	-	-	-
Graduates, TxCHSE, and Continuers	93.9%	97.1%	-	-	-	-	-	-	-	-	-	-	-



Texas Education Agency
2021-22 College, Career, and Military Readiness (CCMR) (TAPR)
LIVELY MIDDLE (227901043) - AUSTIN ISD - TRAVIS COUNTY

There is no data for this campus.

Texas Education Agency
2021-22 CCMR-Related Indicators (TAPR)
LIVELY MIDDLE (227901043) - AUSTIN ISD - TRAVIS COUNTY

There is no data for this campus.

Texas Education Agency
2021-22 Other Postsecondary Indicators (TAPR)
LIVELY MIDDLE (227901043) - AUSTIN ISD - TRAVIS COUNTY

There is no data for this campus.

Texas Education Agency
2021-22 Student Information (TAPR)
LIVELY MIDDLE (227901043) - AUSTIN ISD - TRAVIS COUNTY

	Membership				Enrollment			



Texas Education Agency
 2021-22 Student Information (TAPR)
 LIVELY MIDDLE (227901043) - AUSTIN ISD - TRAVIS COUNTY

Student Information	--Non-Special Education Rates--			---Special Education Rates---		
	Campus	District	State	Campus	District	State
Retention Rates by Grade:						
Kindergarten	-	0.7%	1.9%	-	2.6%	5.2%
Grade 1	-	0.7%	2.9%	-	1.3%	4.2%
Grade 2	-	0.5%	1.7%	-	1.6%	2.2%
Grade 3	-	0.5%	1.0%	-	0.3%	1.0%
Grade 4	-	0.1%	0.7%	-	0.5%	0.7%
Grade 5	-	0.1%	0.5%	-	0.9%	0.7%
Grade 6	0.3%	0.2%	0.6%	0.0%	0.4%	0.6%
Grade 7	0.0%	0.2%	0.7%	1.9%	0.2%	0.7%
Grade 8	0.0%	0.2%	0.6%	2.3%	0.4%	0.8%
Grade 9	-	5.4%	10.5%	-	7.1%	14.1%

Class Size Averages by Grade and Subject

(Derived from teacher responsibility records) 4121152 345.45 0.14 13.24 re B* d 1 J1 j 0.000 0.000 0.000 rg 0.000 0.



Texas Education Agency
2021-22 Staff Information (TAPR)
LIVELY MIDDLE (227901043) - AUSTIN ISD - TRAVIS COUNTY

	----- Campus -----		
Staff Information	Count/Average	Percent	

Texas Education Agency
 2021-22 Staff Information (TAPR)
 LIVELY MIDDLE (227901043) - AUSTIN ISD - TRAVIS COUNTY

Program Information	----- Campus -----		District	State
	Count	Percent		
Special Education	9.0	13.0%	16.6%	9.6%
Other	24.3	35.1%	8.5%	3.5%

- Indicates there are no students in the group.
- * Indicates results are masked due to small numbers to protect student confidentiality.
- ** When only one student disability or assessment group is masked, then the second smallest student disability or assessment group is masked regardless of size.
- n/a Indicates data reporting is not applicable for this group.
- ? Indicates that the data for this item were statistically improbable or were reported outside a reasonable range.

Link to: [PEIMS Financial Standard Reports 2020-21 Financial Actual Report](#)
 (To open link in a new window, press the "Ctrl" key and click on the link.)