


This page is intentionally blank.

Texas Education Agency
2021-22 STAAR Performance (TAPR)
GRADUATION PREP ACADEMY NAVARRO (227901026) - AUSTIN ISD - TRAVIS COUNTY



Texas Education Agency
 2021-22 STAAR Performance (TAPR)
 GRADUATION PREP ACADEMY NAVARRO (227901026) - AUSTIN ISD - TRAVIS COUNTY

	School Year	State	District	Campus	African American	Hispanic	White	American Indian	Asian	Pacific Islander	Two or More Races	Special Ed (Current)	Special Ed (Former)	Continuously Enrolled	Non-Continuously Enrolled	Econ Disadv	EB & EL (Current & Monitored)
<u>2022</u> Meets Grade Level or Above	2022	42%	42%	*	-	*											



Texas Education Agency
2021-22 Progress (TAPR)
GRADUATION PREP ACADEMY NAVARRO (227901026) - AUSTIN ISD - TRAVIS COUNTY

Due to the cancellation of spring 2020 STAAR, 2022 and 2019 progress data are shown.

	School Year	State	District	Campus	African American	Hispanic	White	American Indian	Asian	Pacific Islander	Two or More Races	Special Ed (Current)	Special Ed (Former)	Continuously Enrolled	Non-Continuously Enrolled	Econ Disadv	EB/EL (Current & Monitored)
School Progress Domain - Academic Growth Score by Grade and Subject																	
End of Course English II	2022	71	72	-	-	-	-	-	-	-	-	-	-	-	-	-	-
	2019	69	71	*	*	*	-	-	-	-	-	*	-	*	*	*	-
All Grades Both Subjects	2022	74	76	-	-	-	-	-	-	-	-	-	-	-	-	-	-
	2019	69	68	*	*	*	-	-	-	-	-	*	-	*	*	*	-
All Grades ELA/Reading	2022	78	78	-	-	-	-	-	-	-	-	-	-	-	-	-	-
	2019	68	68	*	*	*	-	-	-	-	-	*	-	*	*	*	-

* Indicates results are masked due to small numbers to protect student confidentiality.
- Indicates there are no students in the group.

3 Students/EL) (TAPR)
D - TRAVIS COUNTY

measure data are shown.

ESL Content- Based									

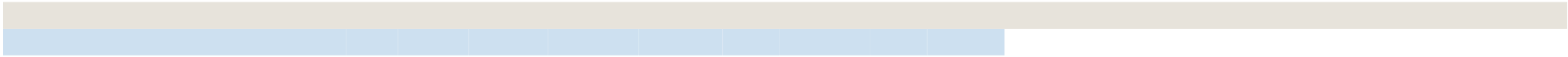
--	--	--	--	--	--	--	--	--	--

--	--	--	--	--	--	--	--	--	--

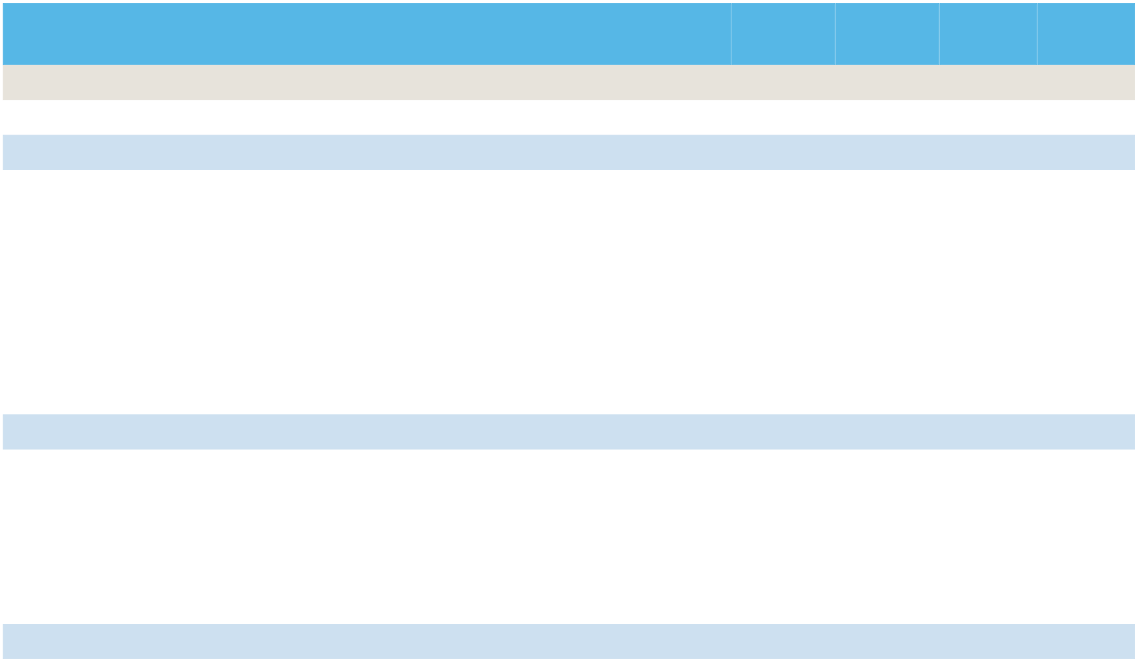
--	--	--	--	--	--	--	--	--	--


--	--	--	--	--	--	--	--	--	--

--	--	--	--	--	--	--	--	--	--



Texas Education Agency
2021-22 Graduation Profile (TAPR)





Texas Education Agency
2021-22 Student Information (TAPR)
GRADUATION PREP ACADEMY NAVARRO (227901026) - AUSTIN ISD - TRAVIS COUNTY

Student Information	Membership				Enrollment			
	Campus		District	State	Campus		District	State
	Count	Percent			Count	Percent		
Total Students	69	100.0%	71,883	5,402,928	71	100.0%	74,602	5,427,370
Students by Grade:								
Early Childhood Education	0	0.0%	0.1%	0.3%	0	0.0%	0.2%	0.4%
Pre-Kindergarten	0	0.0%	5.6%	4.1%	0	0.0%	5.4%	4.1%
Pre-Kindergarten: 3-year Old	0	0.0%	1.4%	0.6%	0	0.0%	1.4%	0.6%
Pre-Kindergarten: 4-year Old	0	0.0%	4.2%	3.5%	0	0.0%	4.0%	3.5%
Kindergarten	0	0.0%	7.3%	6.8%	0	0.0%	7.5%	6.8%
Grade 1	0	0.0%	7.7%	7.1%	0	0.0%	7.9%	7.1%
Grade 2	0	0.0%	7.3%	7.1%	0	0.0%	7.6%	7.1%
Grade 3	0	0.0%	7.2%	7.1%	0	0.0%	7.5%	7.1%
Grade 4	0	0.0%	7.1%	7.1%	0	0.0%	7.3%	7.1%
Grade 5	0	0.0%	6.9%	7.2%	0	0.0%	7.2%	7.2%
Grade 6	0	0.0%	6.6%	7.4%	0	0.0%	6.8%	7.4%
Grade 7	0	0.0%	7.3%	7.7%	0	0.0%	7.1%	7.7%
Grade 8	0	0.0%	7.3%	7.9%	0	0.0%	7.0%	7.8%
Grade 9	1	1.4%	8.3%	8.8%	1	1.4%	8.0%	8.8%
Grade 10	5	7.2%	7.5%	7.6%	5	7.0%	7.3%	7.5%
Grade 11	30	43.5%	7.0%	7.2%	30	42.3%	6.7%	7.2%
Grade 12	33	47.8%	6.7%	6.7%	35	49.3%	6.5%	6.7%
Ethnic Distribution:								
African American								9

Texas Education Agency
2021-22 Student Information (TAPR)
GRADUATION PREP ACADEMY NAVARRO (227901026) - AUSTIN ISD - TRAVIS COUNTY

	Membership				Enrollment			



Texas Education Agency
2021-22 Student Information (TAPR)
GRADUATION PREP ACADEMY NAVARRO (227901026) - AUSTIN ISD - TRAVIS COUNTY

	--Non-Special					

Texas Education Agency
2021-22 Staff Information (TAPR)
GRADUATION PREP ACADEMY NAVARRO (227901026) - AUSTIN ISD - TRAVIS COUNTY

				----- Campus -----							

Texas Education Agency
2021-22 Staff Information (TAPR)
GRADUATION PREP ACADEMY NAVARRO (227901026) - AUSTIN ISD - TRAVIS COUNTY

	----- Campus -----	
Staff Information		

Texas Education Agency
 2021-22 Staff Information (TAPR)
 GRADUATION PREP ACADEMY NAVARRO (227901026) - AUSTIN ISD - TRAVIS COUNTY

Program Information	----- Campus -----		District	State
	Count	Percent		
Special Education	0.0	0.0%	16.6%	9.6%
Other	0.0	0.0%	8.5%	3.5%

- Indicates there are no students in the group.
- * Indicates results are masked due to small numbers to protect student confidentiality.
- ** When only one student disability or assessment group is masked, then the second smallest student disability or assessment group is masked regardless of size.
- n/a Indicates data reporting is not applicable for this group.
- ? Indicates that the data for this item were statistically improbable or were reported outside a reasonable range.

Link to: [PEIMS Financial Standard Reports 2020-21 Financial Actual Report](#)
 (To open link in a new window, press the "Ctrl" key and click on the link.)