

This page is intentionally blank.

Texas Education Agency
 2021-22 Bilingual Education/English as a Second Language (Current EB Students/EL) (TAPR)
 LBJ ECHS (227901014) - AUSTIN ISD - TRAVIS COUNTY

Due to the cancellation of spring 2020 STAAR, 2022 and 2019 School progress and STAAR progress measure data are shown.

	School Year	State	District	Campus	Total Bilingual Education	BE-Trans Early Exit	BE-Trans Late Exit	BE-Dual Two-Way	BE-Dual One-Way	ALP Bilingual (Exception)	Total ESL	ESL Content-Based	ESL Pull-Out	ALP ESL (Waiver)	EB/EL with Parental Denial	Never EB/EL	Total EB/EL (Current)	Monitored & Former EB/EL
STAAR Performance Rate by Subject and Performance Level																		
All Grades All Subjects																		
At Approaches Grade Level or Above	2022	74%	73%	57%	-	-	-	-	-	-	50%	-	47%	80%	*	56%	49%	87%
	2021	67%	63%	57%	-	-	-	-	-	-	50%	-	50%	-	40%	56%	50%	86%
At Meets Grade Level or Above	2022	48%	50%	28%	-	-	-	-	-	-	20%	-	19%	29%	*	28%	19%	60%
	2021	41%	42%	29%	-	-	-	-	-	-	18%	-	18%	-	0%	30%	18%	63%
At Masters Grade Level	2022	23%	27%	6%	-	-	-	-	-	-	2%	-	2%	10%	*	8%	2%	17%
	2021	18%	20%	4%	-	-	-	-	-	-	2%	-	2%	-	0%	6%	2%	7%
All Grades ELA/Reading																		
At Approaches Grade Level or Above	2022	75%	75%	48%	-	-	-	-	-	-	42%	-	41%	56%	*	46%	41%	86%
	2021	68%	66%	51%	-	-	-	-	-	-	44%	-	44%	-	*	50%	43%	84%
At Meets Grade Level or Above	2022	53%	57%	29%	-	-	-	-	-	-	22%	-	22%	11%	*	29%	20%	68%
	2021	45%	47%	31%	-	-	-	-	-	-	19%	-	19%	-	*	34%	19%	67%
At Masters Grade Level	2022	25%	31%	3%	-	-	-	-	-	-	0%	-	0%	0%	*	3%	0%	9%
	2021	18%	22%	3%	-	-	-	-	-	-	0%	-	0%	-	*	5%	0%	2%
All Grades Mathematics																		
At Approaches Grade Level or Above	2022	72%	70%	46%	-	-	-	-	-	-	37%	-	36%	*	-	47%	38%	76%
	2021	66%	59%	44%	-	-	-	-	-	-	45%	-	45%	-	-	40%	45%	64%
At Meets Grade Level or Above	2022	42%	42%	12%	-	-	-	-	-	-	7%	-	7%	*	-	11%	8%	32%
	2021	37%	34%	11%	-	-	-	-	-	-	8%	-	8%	-	-	13%	8%	18%
At Masters Grade Level	2022	20%	22%	4%	-	-	-	-	-	-	1%	-	1%	*	-	5%	1%	12%
	2021	18%	16%	3%	-	-	-	-	-	-	0%	-	0%	-	-	3%	0%	9%
All Grades Science																		
At Approaches Grade Level or Above	2022	76%	75%	69%	-	-	-	-	-	-	71%	-	69%	100%	-	66%	67%	89%
	2021	71%	66%	64%	-	-	-	-	-	-	62%	-	62%	-	*	62%	62%	84%
At Meets Grade Level or Above	2022	47%	49%	32%	-	-	-	-	-	-	26%	-	27%	0%	-	30%	24%	71%
	2021	44%	43%	29%	-	-	-	-	-	-	20%	-	20%	-	*	29%	20%	74%
At Masters Grade Level	2022	21%	24%	7%	-	-	-	-	-	-	4%	-	4%	0%	-	9%	3%	74%

Texas Education Agency
 2021-22 STAAR Participation (TAPR)
 LBJ ECHS (227901014) - AUSTIN ISD - TRAVIS COUNTY

	State	District	Campus	African American	Hispanic	White	American Indian	Asian	Pacific Islander	Two or More Races	Special Ed (Current)	Special Ed (Former)	Continuously Enrolled	Non-Continuously Enrolled	Econ Disadv	EB & EL (Current & Monitored)
Not Included in Accountability: Mobile	4%	2%	3%	3%	2%											

Texas Education Agency

LBJ ECHS (227901014) - AUSTIN ISD - TRAVIS COUNTY

Attendance Rate				African			American		Pacific	Two or More	Special	Esp	
2019-20	93.3%	98.3%	93.8%	94.1%	93.9%	88.7%	*	*	*	93.2%	89.0%	89.3%	88.3%
2019-20	93.3%	98.3%	93.8%	94.1%	93.9%	88.7%	*	*	*	91.4%	93.0%	93.5%	93.8%

2019-20

2019-20
2019-20

2019-20

2019-20

2019-20

2019-20

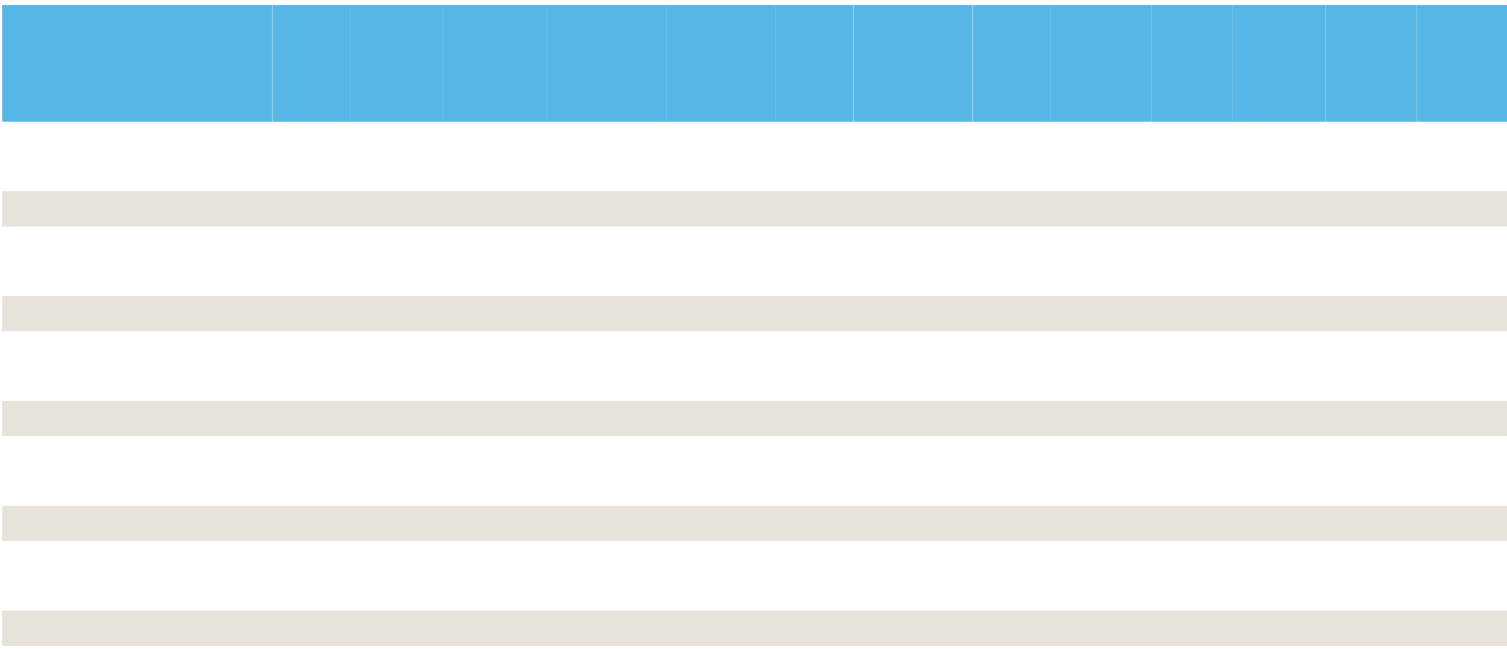
2019-20
2019-20

2019-20

2019-20

2019-20
2019-20

Texas Education Agency
2021-22 Attendance, Graduation, and Dropout Rates (TAPR)





Texas Education Agency
2021-22 College, Career, and Military Readiness (CCMR) (TAPR)
LBJ ECHS (227901014) - AUSTIN ISD - TRAVIS COUNTY

Academic Year	State	District	Campus	African American	Hispanic	White	American Indian	Asian	Pacific Islander	Two or More Races	Special Ed	Econ Disadv	EB/EL
College, Career, and Military Ready Graduates (Student Achievement)													
College, Career, or Military Ready													

[Empty data row]

[Empty data row]

[Empty data row]

[Empty data row]

[Empty data row]

[Empty data row]

[Empty data row]

[Empty data row]

[Empty data row]

[Empty data row]

[Empty data row]



Texas Education Agency
 2021-22 College, Career, and Military Readiness (CCMR) (TAPR)
 LBJ ECHS (227901014) - AUSTIN ISD - TRAVIS COUNTY

Academic Year	State	District	Campus	African American	Hispanic	White	American Indian	Asian	Pacific Islander	Two or More Races	Special Ed	Econ Disadv	EB/EL
2020-21	18.4%	8.7%	32.4%	29.9%	34.4%	*	*	*	-	*	13.6%	34.2%	25.7%

2019-20	0.7%	0.0%	0.0%	0.0%	0.0%						0.0%	0.0%	0.0%
Graduate with Completed IEP and Workforce Readiness (Annual Graduates)													
2020-21	2.4%	3.2%	0.5%	1.3%	0.0%	*							

Annual

Texas Education Agency
2021-22 CCMR-Related Indicators (TAPR)
LBJ ECHS (227901014) - AUSTIN ISD - TRAVIS COUNTY




Texas Education Agency
 2021-22 CCMR-Related Indicators (TAPR)
 LBJ ECHS (227901014) - AUSTIN ISD - TRAVIS COUNTY

	Academic Year	State	District	Campus	African American	Hispanic	White	American Indian	Asian	Pacific Islander	Two or More Races	Special Ed	Econ Disadv	EB/EL
Social Studies	2021	42.2%	67.8%	0.0%	*	*	*	-	-	-	-	*	*	*
	2020	52.3%	74.6%	*	-	*	-	-	-	-	-	-	*	-
SAT/ACT Results														

Texas Education Agency
 2021-22 Other Postsecondary Indicators (TAPR)
 LBJ ECHS (227901014) - AUSTIN ISD - TRAVIS COUNTY

	Academic Year	State	District	Campus	African American	Hispanic	White	American Indian	Asian	Pacific Islander	Two or More Races	Special Ed	Econ Disadv	EB/EL
Advanced/Dual-Credit Course Completion (Grades 9-12)														
Any Subject	2020-21	42.5%	49.3%	42.0%	42.4%	41.3%	70.0%	*	60.0%	-	33.3%	12.9%	38.5%	26.0%
	2019-20	46.3%	53.3%	41.5%	40.4%	41.2%	61.1%	*	71.4%	-	35.7%	9.8%	39.6%	24.5%
English Language Arts	2020-21	16.3%	26.5%	26.7%	26.4%	26.2%	60.0%	*	20.0%	-	33.3%	8.3%	26.3%	13.8%
	2019-20	18.2%	27.6%	24.6%	22.9%	24.5%	37.5%	*	57.1%	-	23.1%	2.6%	23.8%	11.5%
Mathematics	2020-21	19.3%	23.1%	17.9%	20.1%	16.0%	50.0%	*	40.0%	-	8.3%	2.5%	14.7%	9.0%
	2019-20	20.7%	24.2%	18.4%	21.3%	16.5%	12.5%	*	42.9%	-	16.7%	6.2%	15.9%	9.5%
Science	2020-21	20.6%	25.3%	14.7%	14.3%	14.6%	22.2%							



Texas Education Agency
 2021-22 Student Information (TAPR)
 LBJ ECHS (227901014) - AUSTIN ISD - TRAVIS COUNTY

Student Information	--Non-Special Education Rates--			---Special Education Rates---		
	Campus	District	State	Campus	District	State

0.14 w 3.53EET BTe B* 1 J 0.000 4 re B* d 1 re B* 3.5



Texas Education Agency
 2021-22 Staff Information (TAPR)
 LBJ ECHS (227901014) - AUSTIN ISD - TRAVIS COUNTY

Staff Information	----- Campus -----		District	State
	Count/Average	Percent		
Total Staff	68.1	100.0%	100.0%	100.0%
Professional Staff:	60.1	88.3%	63.7%	64.1%
Teachers	49.9	73.3%	49.5%	49.3%
Professional Support	6.2	9.1%	10.5%	10.7%
Campus Administration (School Leadership)	4.0	5.9%	3.1%	2.9%
Educational Aides:	8.0	11.7%	10.1%	11.1%
Librarians and Counselors (Headcount):				
Full-time Librarians	1.0	n/a	83.0	4,194.0
Part-time Librarians	0.0	n/a	27.0	607.0
Full-time Counselors	3.0	n/a	215.0	13,550.0
Part-time Counselors	0.0	n/a	2.0	1,176.0
Total Minority Staff:	48.0	70.4%	58.3%	52.1%
Teachers by Ethnicity:				
African American	22.0	44.0%	5.9%	11.2%
Hispanic	10.0	20.0%	34.4%	28.9%
White	16.9	33.9%	55.2%	56.4%
American Indian				

Americ

Texas Education Agency
 2021-22 Staff Information (TAPR)
 LBJ ECHS (227901014) - AUSTIN ISD - TRAVIS COUNTY

Program Information	----- Campus -----		District	State
	Count	Percent		
Special Education	5.3	10.7%	16.6%	9.6%
Other	6.0	12.1%	8.5%	3.5%

- Indicates there are no students in the group.
- * Indicates results are masked due to small numbers to protect student confidentiality.
- ** When only one student disability or assessment group is masked, then the second smallest student disability or assessment group is masked regardless of size.
- n/a Indicates data reporting is not applicable for this group.
- ? Indicates that the data for this item were statistically improbable or were reported outside a reasonable range.

Link to: [PEIMS Financial Standard Reports 2020-21 Financial Actual Report](#)
 (To open link in a new window, press the "Ctrl" key and click on the link.)