

2021-22 Texas Academic Performance Report (TAPR)

District Name: AUSTIN ISD

Campus Name: ANDERSON H S

Campus Number: 227901009

2022 Accountability Rating: A

Distinction Designations:

Academic Achievement in ELA/Reading

Academic Achievement in Mathematics

Academic Achievement in Science

Academic Achievement in Social Studies

Postsecondary Readiness

This page is intentionally blank.



Texas Education Agency
2021-22 STAAR Performance (TAPR)
ANDERSON H S (227901009) - AUSTIN ISD - TRAVIS COUNTY

School
Year

State

District

Campus

African
American

Hispanic

White

American
Indian

Asian

Pacific
Islander

Two
or
More
Races

Special
Ed
(Current)

Special
Ed
(Former)



Texas Education Agency
2021-22 Progress (TAPR)
ANDERSON H S (227901009) - AUSTIN ISD - TRAVIS COUNTY

Due to the cancellation of spring 2020 STAAR, 2022 and 2019 progress data are shown.

	School Year	State	District	Campus	African American	Hispanic	White	American Indian	Asian	Pacific Islander	Two or More Races	Special Ed (Current)	Special Ed (Former)	Continuously Enrolled	Non-Continuously Enrolled	Econ Disadv	EB/EL (Current & Monitored)
School Progress Domain - Academic Growth Score by Grade and Subject																	
End of Course English II	2022	71	72	71	46	67	74	-	62	-	78	65	*	71	69	61	66
		69	71	72	77	69	73	*	71	-	88	68	*	73	69	66	61
End of Course Algebra		67	68	60	40	48	69	*	80	-	*	41					

Texas Education Agency
 2021-22 Bilingual Education/English as a Second Language (Current EB Students/EL) (TAPR)
 ANDERSON H S (227901009) - AUSTIN ISD - TRAVIS COUNTY



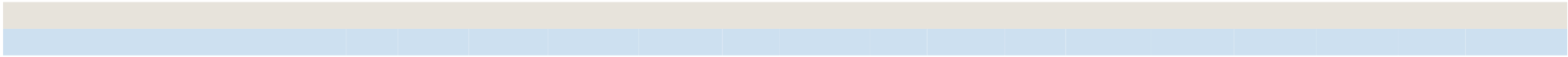
Due to the cancellation of spring 2020 STAAR, 2022 and 2019 School progress and STAAR progress measure data are shown.

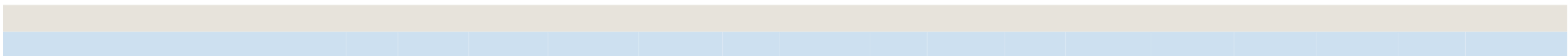
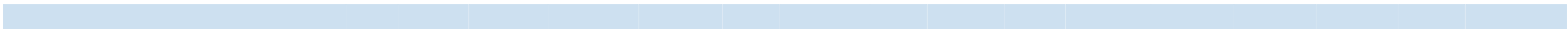
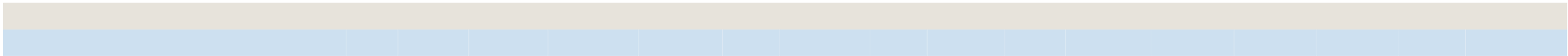

	School Year	State	District	Campus	Total Bilingual Education	BE-Trans Early Exit	BE-Trans Late Exit	BE-Dual Two-Way	BE-Dual One-Way	ALP Bilingual (Exception)	Total ESL	ESL Content-Based	ESL Pull-Out	ALP ESL (Waiver)	EB/EL with Parental Denial	Never EB/EL	Total EB/EL (Current)	Monitored & Former EB/EL
At Meets Grade Level or Above	2022	50%	53%	86%	-	-	-	-	-	-	30%	-	30%	-	*	89%	37%	89%
	2021	49%	58%	85%	-	-	-	-	-	-	39%	-	39%	-	*	89%	41%	74%
At Masters Grade Level	2022	30%	35%	66%	-	-	-	-	-	-	17%	-	17%	-	*	70%	20%	56%
	2021	29%	39%	65%	-	-	-	-	-	-	11%	-	11%	-	*	70%	14%	43%
School Progress Domain - Academic Growth Score																		
All Grades Both Subjects	2022	74%	76%	69%	-	-	-	-	-	-	66%	-	66%	-	*	69%	65%	70%
	2019	69%	68%	75%	-	-	-	-	-	-	63%	-	63%	-	*		63%	
All Grades ELA/Reading	2022	78%	78%	71%	-	-	-	-	-	-	70%	-	70%	-	*	71%	68%	74%
	2019	68%	68%	72%	-	-	-	-	-	-	65%	-	65%	-	*		64%	
All Grades Mathematics	2022	69%	73%	60%	-	-	-	-	-	-	57%	-	57%	-	-	61%	57%	50%
	2019	70%	68%	79%	-	-	-	-	-	-	63%	-	63%	-	-		63%	




* Indicates results are masked due to small numbers to protect student confidentiality.

- Indicates there are no students in the group.

Blank cell indicates there are no data available in the group.









Texas Education Agency
 2021-22 Attendance, Graduation, and Dropout Rates (TAPR)
 ANDERSON H S (227901009) - AUSTIN ISD - TRAVIS COUNTY

	State	District	Campus	African American	Hispanic	White	American Indian	Asian	Pacific Islander	Two or More Races	Special Ed	Econ Disadv	EB/EL
Class of 2020	83.5%	91.2%	95.7%	82.1%	95.7%	96.7%	*	98.1%	*	94.4%	50.0%	90.0%	92.9%
RHSP/DAP/FHSP-E/FHSP-DLA Graduates (Longitudinal Rate)													
Class of 2021	85.7%	92.0%	96.5%	86.1%	95.5%	98.7%	-	95.2%	-	100.0%	59.5%	91.3%	90.9%
Class of 2020	87.8%	93.7%	96.3%	82.1%	95.7%	97.8%	*	98.1%	*	94.4%	58.3%	91.0%	92.9%
RHSP/DAP Graduates (Annual Rate)													
2020-21	43.8%	0.0%	*	-	-	*	-	-	-	-	*	*	-
2019-20	38.6%	2.8%	-	-	-	-	-	-	-	-	-	-	-
FHSP-E Graduates (Annual Rate)													
2020-21	3.8%	2.7%	0.2%	0.0%	0.0%	0.0%	-	0.0%	-	5.0%	0.0%	0.0%	0.0%
2019-20	4.4%	2.8%	0.6%	0.0%	0.0%	1.1%	*	0.0%	*	0.0%	8.3%	1.0%	

Texas Education Agency
2021-22 Graduation Profile (TAPR)
ANDERSON H S (227901009) - AUSTIN ISD - TRAVIS COUNTY

	Campus Count	Campus Percent		
--	-----------------	-------------------	--	--



Texas Education Agency
2021-22 College, Career, and Military Readiness (CCMR) (TAPR)
ANDERSON H S (227901009) - AUSTIN ISD - TRAVIS COUNTY


Academic Year	State	District	Campus	African American	Hispanic	White	American Indian	Asian	Pacific Islander	Two or More Races	Special Ed	Econ Disadv	EB/EL
---------------	-------	----------	--------	------------------	----------	-------	-----------------	-------	------------------	-------------------	------------	-------------	-------

Texas Education Agency
2021-22 Other Postsecondary Indicators (TAPR)
ANDERSON H S (227901009) - AUSTIN ISD - TRAVIS COUNTY

	Academic Year	State	District	Campus	African American	Hispanic	White	American Indian	Asian	Pacific Islander	Two or More Races	Special Ed	Econ Disadv	EB/EL
Advanced/Dual-Credit Course Completion (Grades 9-12)														
Any Subject	2020-21	42.5%	49.3%	58.8%	43.9%	51.3%	63.5%	*	72.0%	*	52.1%	28.8%	43.2%	34.2%
	2019-20	46.3%	53.3%	57.9%	40.6%	49.9%	63.4%	*	65.5%	*	58.2%	21.2%	40.1%	40.9%
English/Language Arts	2020-21	16.3%	26.5%	29.8%	20.9%	23.7%	34.1%	-	33.9%	*	25.4%	10.8%	16.2%	6.4%
	2019-20	18.2%	27.6%	29.2%	17.3%	21.1%	35.0%	*	32.6%	*	26.4%	8.0%	14.7%	6.2%
Mathematics	2020-21	19.3%	23.1%	29.2%	18.7%	21.9%	32.9%	-	39.3%	*	29.3%	6.3%	14.5%	9.5%
	2019-20	20.7%	24.2%	27.6%	16.0%	19.0%	32.3%	*	37.3%	*	28.1%	5.3%	14.5%	10.8%
Science	2020-21	20.6%	25.3%	28.0%	27.2%	23.3%	29.6%	-	37.1%	*	26.7%	5.7%	22.1%	15.4%
	2019-20	22.4%	26.1%	24.5%	17.5%	19.9%	26.4%	*	33.3%	*	26.1%	5.0%	17.6%	16.4%
Social Studies	2020-21	22.8%	30.2%	41.5%	21.1%	28.5%	49.4%	-	53.5%	*	42.0%	8.4%	20.8%	11.0%
	2019-20	24.6%	30.9%	41.3%	26.0%	31.3%	47.9%	*	47.3%	*	42.9%	8.6%	22.9%	10.0%
CTE Coherent Sequence (Annual Graduates)														
	2020-21	0.0%	0.0%	0.0%	0.0%	0.0%	0.0%	-	0.0%	-	0.0%	0.0%	0.0%	0.0%
	2019-20	58.5%	42.9%	25.6%	28.6%	16.8%	27.6%	*	38.2%	*	21.1%	27.8%	27.3%	0.0%
Graduates Enrolled in Texas Institution of Higher Education (TX IHE)														
	2019-20	46.1%	44.8%	51.2%	39.3%	47.6%	50.4%	*	67.3%	*	63.2%	28.9%	46.0%	31.0%

Texas Education Agency
2021-22 Staff Information (TAPR)
ANDERSON H S (227901009) - AUSTIN ISD - TRAVIS COUNTY

	----- Campus -----	
Staff Information		



The image shows a table that has been redacted. The top portion of the table is obscured by a solid blue horizontal bar, and the bottom portion is obscured by a solid tan horizontal bar. The visible structure of the table consists of a header row and several data rows, with the columns being indistinguishable due to the redaction.

Texas Education Agency
 2021-22 Staff Information (TAPR)
 ANDERSON H S (227901009) - AUSTIN ISD - TRAVIS COUNTY

Program Information	----- Campus -----		District	State
	Count	Percent		
Special Education	13.4	10.6%	16.6%	9.6%
Other	37.4	29.5%	8.5%	3.5%

- Indicates there are no students in the group.
- * Indicates results are masked due to small numbers to protect student confidentiality.
- ** When only one student disability or assessment group is masked, then the second smallest student disability or assessment group is masked regardless of size.
- n/a Indicates data reporting is not applicable for this group.
- ? Indicates that the data for this item were statistically improbable or were reported outside a reasonable range.

Link to: [PEIMS Financial Standard Reports 2020-21 Financial Actual Report](#)
 (To open link in a new window, press the "Ctrl" key and click on the link.)