

2021-22 Texas Academic Performance Report (TAPR)

District Name: AUSTIN ISD

Campus Name: AUSTIN H S

Campus Number: 227901002

2022 Accountability Rating: A

Distinction Designations:


Academic Achievement in ELA/Reading

Top 25 Percent: Comparative Academic Growth

Postsecondary Readiness

This page is intentionally blank.

Texas Education Agency
2021-22 STAAR Performance (TAPR)
AUSTIN H S (227901002) - AUSTIN ISD - TRAVIS COUNTY





Texas Education Agency
 2021-22 Progress (TAPR)
 AUSTIN H S (227901002) - AUSTIN ISD - TRAVIS COUNTY


Due to the cancellation of spring 2020 STAAR, 2022 and 2019 progress data are shown.

	School Year	State	District	Campus	African American	Hispanic	White	American Indian	Asian	Pacific Islander	Two or More Races	Special Ed (Current)	Special Ed (Former)	Continuously Enrolled	Non-Continuously Enrolled	Econ Disadv	EB/EL (Current)

Texas Education Agency
2021-22 Bilingual Education/English as a Second Language (Current EB Students/EL) (TAPR)
AUSTIN H S (227901002) - AUSTIN ISD - TRAVIS COUNTY

Due to the cancellation of spring 2020 STAAR, 2022 and 2019 School progress and STAAR progress measure data are shown.

	School Year	State	District	Campus	Total Bilingual Education	BE-Trans Early Exit	BE-Trans Late Exit	BE-Dual Two-Way	BE-Dual One-Way	ALP Bilingual									
--	-------------	-------	----------	--------	---------------------------	---------------------	--------------------	-----------------	-----------------	---------------	--	--	--	--	--	--	--	--	--








Texas Education Agency
 2021-22 STAAR Participation (TAPR)
 AUSTIN H S (227901002) - AUSTIN ISD - TRAVIS COUNTY

	State	District	Campus	African American	Hispanic	White	American Indian	Asian	Pacific Islander	Two or More Races	Special Ed (Current)	Special Ed (Former)	Continuously Enrolled	Non-Continuously Enrolled	Econ Disadv	EB & EL (Current & Monitored)
Not Included in Accountability: Mobile	4%	2%	1%	0%	1%	1%	*	0%	-	0%	0%	*	0%	4%	1%	1%
Not Included in Accountability: Other Exclusions	0%	0%	0%	0%	0%	0%	*	0%	-	0%	0%	*	0%	0%	0%	0%
Not Tested	12%	36%	23%	48%	30%	15%	*	30%	-	35%	49%	*	21%	34%	40%	38%
Absent	2%	3%	1%	4%	1%	0%	*	0%	-	0%	3%	*	1%	0%	1%	3%
Other	10%	33%	22%	43%	29%	15%	*	30%	-	35%	46%	*	20%	34%	40%	35%
Science																
Assessment Participant	87%	58%	75%	52%	70%	80%	*	82%	-	76%	62%	*	76%	73%	64%	70%
Included in Accountability	84%	57%	74%	52%	68%	79%	*	82%	-	72%	62%	*	75%	70%	62%	69%
Not Included in Accountability: Mobile	3%	2%	1%	0%	2%	1%	*	0%	-	4%	0%	*	1%	3%	2%	1%



Texas Education Agency
2021-22 CCMR-Related Indicators (TAPR)
AUSTIN H S (227901002) - AUSTIN ISD - TRAVIS COUNTY



Texas Education Agency
 2021-22 CCMR-Related Indicators (TAPR)
 AUSTIN H S (227901002) - AUSTIN ISD - TRAVIS COUNTY

	Academic Year	State	District	Campus	African American	Hispanic	White	American Indian	Asian	Pacific Islander	Two or More Races	Special Ed	Econ Disadv	EB/EL
Social Studies	2021	42.2%	67.8%	61.7%	*	46.7%	62.2%	-	85.7%	-	84.6%	*	36.4%	-
	2020	52.3%	74.6%	64.7%	57.1%	40.5%	71.7%	-	60.0%	-	88.9%	*	47.4%	-
SAT/ACT Results (Annual Graduates)														
Tested	2020-21	70.8%	92.6%	100.0%	100.0%	100.0%	100.0%	*	100.0%	-	100.0%	79.6%	100.0%	100.0%
	2019-20	76.7%	97.6%	100.0%	92.3%	100.0%	100.0%	*	100.0%	-	100.0%	76.5%	100.0%	95.5%
At/Above Criterion for All Examinees	2020-21	32.9%	44.8%											

Texas Education Agency
2021-22 Other Postsecondary Indicators (TAPR)
AUSTIN H S (227901002) - AUSTIN ISD - TRAVIS COUNTY

	Academic Year	State	District	Campus	African American									
--	---------------	-------	----------	--------	------------------	--	--	--	--	--	--	--	--	--

Texas Education Agency
 2021-22 Student Information (TAPR)
 AUSTIN H S (227901002) - AUSTIN ISD - TRAVIS COUNTY

Student Information	Membership				Enrollment			
	Campus		District	State	Campus		District	State
	Count	Percent			Count	Percent		
Total Students	2,379	100.0%	71,883	5,402,928	2,381	100.0%	74,602	5,427,370
Students by Grade:								
Early Childhood Education	0	0.0%	0.1%	0.3%	0	0.0%	0.2%	0.4%
Pre-Kindergarten	0	0.0%	0.1%	0.3%	0	0.0%	5.4%	4.1%
Pre-Kindergarten: 3-year O	0	0.0%	0.0%	0.0%	0	0.0%	1.4%	0.6%
Pre-Kindergarten: 4-year O	0	0.0%	0.1%	0.3%	0	0.0%	4.0%	3.5%
Kindergarten	0	0.0%	7.7%	7.1%	0	0.0%	7.5%	6.8%
Grade 1	0	0.0%	7.7%	7.1%	0	0.0%	7.9%	7.1%
Grade 2	0	0.0%	7.3%	7.1%	0	0.0%	7.6%	7.1%
Grade 3	0	0.0%	7.2%	7.1%	0	0.0%	7.5%	7.1%
Grade 4	0	0.0%	7.1%	7.1%	0	0.0%	7.3%	7.1%
Grade 5	0	0.0%	6.9%	7.2%	0	0.0%	7.2%	7.2%
Grade 6	0	0.0%	6.6%	7.4%	0	0.0%	6.8%	7.4%
Grade 7	0	0.0%	7.3%	7.7%	0	0.0%	7.1%	7.7%

Texas Education Agency
2021-22 Student Information (TAPR)
AUSTIN H S (227901002) - AUSTIN ISD - TRAVIS COUNTY

Texas Education Agency
2021-22 Staff Information (TAPR)
AUSTIN H S (227901002) - AUSTIN ISD - TRAVIS COUNTY

	----- Campus -----		District	State
Staff Information	Count/Average	Percent	District	State
Over 30 Years Experience	4.0	3.0%	3.2%	2.9%
Number of Students per Teacher	18.0	n/a	13.8	14.6

Staff Information	Campus	District	State
Experience of Campus Leadership:			
Average Years Experience of Principals	3.0	6.6	6.3
Average Years Experience of Principals with District	1.0	6.2	5.4
Average Years Experience of Assistant Principals	9.7	5.5	5.5
Average Years Experience of Assistant Principals with District	8.3	5.0	4.8
Average Years Experience of Teachers:			
Average Years Experience of Teachers	11.0	10.4	11.1
Average Years Experience of Teachers with District:	8.7	7.9	7.2
Average Teacher Salary by Years of Experience (regular duties only):			
Beginning Teachers	\$54,686	\$50,931	\$51,054
1-5 Years Experience	\$54,365	\$53,753	\$54,577
6-10 Years Experience	\$59,353	\$55,764	\$57,746
11-20 Years Experience	\$57,711	\$56,873	\$61,377
21-30 Years Experience	\$60,813	\$61,418	\$65,949
Over 30 Years Experience	\$75,984	\$71,664	\$71,111
Average Actual Salaries (regular duties only):			
Teachers	\$57,750	\$56,424	\$58,887
Professional Support	\$67,077	\$74,370	\$69,505
Campus Administration (School Leadership)	\$97,877	\$91,811	\$84,990
Instructional Staff Percent:	n/a	62.4%	64.9%
Contracted Instructional Staff (not incl. above):	0.0	15.0	2,113.6

	----- Campus -----		District	State
Program Information	Count	Percent	District	State
Teachers by Program (population served):				
Bilingual/ESL Education	0.5	0.4%	24.4%	6.2%
Career and Technical Education	11.5	8.7%	4.1%	5.2%
Compensatory Education	0.0	0.0%	0.3%	3.0%
Gifted and Talented Education	0.0	0.0%	0.0%	

Texas Education Agency
 2021-22 Staff Information (TAPR)
 AUSTIN H S (227901002) - AUSTIN ISD - TRAVIS COUNTY

Program Information	----- Campus -----		District	State
	Count	Percent		
Special Education	16.9	12.8%	16.6%	9.6%
Other	31.0	23.5%	8.5%	3.5%

- Indicates there are no students in the group.
- * Indicates results are masked due to small numbers to protect student confidentiality.
- ** When only one student disability or assessment group is masked, then the second smallest student disability or assessment group is masked regardless of size.
- n/a Indicates data reporting is not applicable for this group.
- ? Indicates that the data for this item were statistically improbable or were reported outside a reasonable range.

Link to: [PEIMS Financial Standard Reports 2020-21 Financial Actual Report](#)