



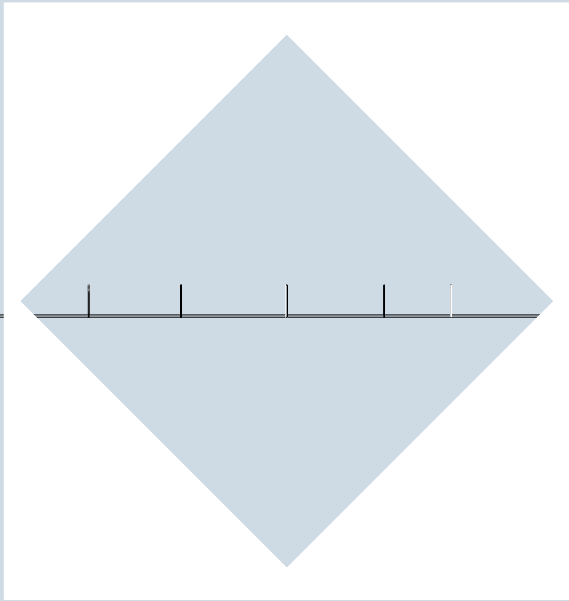
This page is intentionally blank.



Texas Education Agency
2020-21 STAAR Performance (TAPR)
PADRON EL (227901188) - AUSTIN ISD - TRAVIS COUNTY

Due to the cancellation of spring 2020 STAAR, 2021 and 2019 STAAR data are shown.

- * Indicates results are masked due to small numbers to protect student confidentiality.
- Indicates there are no students in the group.
- + Indicates that rates for reading and mathematics are based on the cumulative results from the first and second administrations of STAAR.



Special
ously

EB/EL
(Current
& Monitored)












78.27 & 450.14 0.14 11.8 re 2

ESOG

Texas Education Agency
2020-21 Bilingual Education/English as a Second Language (Current EB Students/EL) (TAPR)
PADRON EL (227901188) - AUSTIN ISD - TRAVIS COUNTY


Due to the cancellation of spring 2020 STAAR, 2021 and 2019 STAAR data are shown.

- * Indicates results are masked due to small numbers to protect student confidentiality.
- Indicates there are no students in the group.
- Blank cell indicates there are no data available in the group.




2020-21 Attendance and Dropout Rates (TAP) - TRAVIS COUNTY
 PADRON B

	State	District C	American Indian	Asian	Pacific Islander	Two or More Races	Special Ed	Dis
Attendance Rate								
2019-20	98.3%	98.3%	96.9%	98.4%	-	*	98.4%	98.5%
2018-19	95.4%	95.0%	95.6%	96.2%		*	95.6%	96.1%
Chronic								



Texas Education Agency
 2020-21 Attendance, Graduation, and Dropout Rates (TAPR)
 PADRON EL (227901188) - AUSTIN ISD - TRAVIS COUNTY

	State	District	Campus	African American	Hispanic	White	American Indian	Asian	Pacific Islander	Two or More Races	Special Ed	Econ Disadv	EB/EL
Graduates, TxCHSE, and Continuers	93.9%	97.2%	-	-	-	-	-	-	-	-	-	-	-
Class of 2018													
Graduated	92.2%	95.8%	-	-	-	-	-	-	-	-	-	-	-



35.808 0.855 090020 0.81560 55 0j 238.17 443.8 0.14 12.81 re B* 0 d 1 J1 j 0 d 0 Jj 209.52 443.8 46.9120.14 re B* 0 d 1 J1 j 0.000170.2 0.00930

Texas Education Agency
2020-21 Attendance, Graduation, and Dropout Rates (TAPR)
PADRON EL (227901188) - AUSTIN ISD - TRAVIS COUNTY


[Redacted]	
[Redacted]	[Redacted]
[Redacted]	[Redacted]
[Redacted]	[Redacted]
[Redacted]	[Redacted]
[Redacted]	[Redacted]
[Redacted]	[Redacted]

Texas Education Agency
2020-21 CCMR-Related Indicators (TAPR)
PADRON EL (227901188) - AUSTIN ISD - TRAVIS COUNTY

There is no data for this campus.

Texas Education Agency
 2020-21 Student Information (TAPR)
 PADRON EL (227901188) - AUSTIN ISD - TRAVIS COUNTY

Student Information	Membership				Enrollment			
	Campus		District	State	Campus		District	State
	Count	Percent			Count	Percent		
Total Students	592	100.0%	74,725	5,359,040	593	100.0%	74,871	5,371,586
Students by Grade:								
Early Childhood Education	3	0.5%	0.2%	0.3%	4	0.7%	0.2%	0.4%
Pre-Kindergarten	65	11.0%	4.5%	3.7%	65	11.0%	4.5%	3.7%
Kindergarten	84	14.2%	7.6%	6.7%	84	14.2%	7.6%	6.7%
Grade 1	92	15.5%	7.7%	7.1%	92	15.5%	7.7%	



Texas Education Agency
 2020-21 Student Information (TAPR)
 PADRON EL (227901188) - AUSTIN ISD - TRAVIS COUNTY

Student Information	Membership				Enrollment			
	Campus		District	State	Campus		District	State
	Count	Percent			Count	Percent		
Homeless	1	0.2%	0.8%	1.1%	1	0.2%	0.8%	1.1%
Immigrant	150	25.3%	6.4%	2.0%	150	25.3%	6.4%	2.0%
Migrant	0	0.0%	0.0%	0.3%	0	0.0%	0.0%	0.3%
Title I	592	100.0%	39.4%	64.5%	593	100.0%	39.4%	64.5%
Military Connected	0	0.0%	0.3%	2.7%	0	0.0%	0.3%	2.7%
At-Risk	515	87.0%	47.2%	49.2%	516	87.0%	47.2%	49.1%
Students by Instructional Program:								
Bilingual/ESL Education	491	82.9%	0.0%	0.1%	498	82.3%	0.0%	0.1%
Gifted and Talented Education	27							

td (31.2%)Tj ET 0.808 0.855

Texas Education Agency
 2020-21 Student Information (TAPR)
 PADRON EL (227901188) - AUSTIN ISD - TRAVIS COUNTY

Student Information	--Non-Special Education Rates--			---Special Education Rates---		
	Campus	District	State	Campus	District	State
Retention Rates by Grade:						
Kindergarten	0.0%	0.9%	1.4%	0.0%	2.2%	4.8%
Grade 1	0.0%	0.6%	1.9%	10.0%	2.1%	3.2%
Grade 2	0.9%	0.5%	1.0%	0.0%	0.5%	1.4%
Grade 3	0.0%	0.2%	0.5%	0.0%	0.2%	0.6%
Grade 4	1.1%	0.1%	0.3%	0.0%	0.6%	0.4%
Grade 5	0.0%	0.1%	0.2%	0.0%	0.5%	0.3%
Grade 6	-	0.0%	0.2%	-	0.0%	0.3%
Grade 7	-	0.2%	0.3%	-	0.0%	0.3%
Grade 8	-	0.0%	0.2%	-	0.0%	0.4%
Grade 9	-	2.3%	4.7%	-	6.9%	7.8%

Class Size Averages by Grade and Subject

Texas Education Agency
 2020-21 Staff Information (TAPR)
 PADRON EL (227901188) - AUSTIN ISD - TRAVIS COUNTY

Staff Information	----- Campus -----			
	Count/Average	Percent	District	State
Total Staff	55.6	100.0%	100.0%	100.0%
Professional Staff:	49.6	89.2%	64.7%	64.3%
Teachers	44.1	79.3%	50.3%	49.6%
Professional Support	3.5	6.3%	10.9%	10.6%
Campus Administration (School Leadership)	2.0	3.6%	3.0%	3.0%
Educational Aides:	6.0	10.8%	9.3%	10.6%
Librarians and Counselors (Headcount):				
Full-time Librarians	1.0	n/a	97.0	4,290.0
Part-time Librarians	0.0	n/a	12.0	582.0
Full-time Counselors	1.0	n/a	212.0	13,211.0
Part-time Counselors				

Texas Education Agency
2020-21 Staff Information (TAPR)
PADRON EL (227901188) - AUSTIN ISD - TRAVIS COUNTY

	----- Campus -----

Texas Education Agency
2020-21 Staff Information (TAPR)
PADRON EL (227901188) - AUSTIN ISD - TRAVIS COUNTY

- Indicates there are no students in the group.
- * Indicates results are masked due to small numbers to protect student confidentiality.
- ** When only one student disability or assessment group is masked, then the second smallest student disability or assessment group is masked regardless of size.
- n/a Indicates data reporting is not applicable for this group.
- ? Indicates that the data for this item were statistically improbable or were reported outside a reasonable range.

Link to: [PEIMS Financial Standard Reports 2019-20 Financial Actual Report](#)
(To open link in a new window, press the "Ctrl" key and click on the link.)