

This page is intentionally blank.

Texas Education Agency
2020-21 STAAR Performance (TAPR)
COWAN EL (227901183) - AUSTIN ISD - TRAVIS COUNTY


Due to the cancellation of spring 2020 STAAR, 2021 and 2019 STAAR data are shown.



Texas Education Agency
2020-21 STAAR Performance (TAPR)
COWAN EL (227901183) - AUSTIN ISD - TRAVIS COUNTY

Due to the cancellation of spring 2020 STAAR, 2021 and 2019 STAAR data are shown.

	School Year	State	District	Campus	African American	Hispanic	White	American Indian	Asian	Pacific Islander	Two or More Races	Special Ed (Current)	Special Ed (Former)	Continuously Enrolled	Non-Continuously Enrolled	Ecocan	
--	-------------	-------	----------	--------	------------------	----------	-------	-----------------	-------	------------------	-------------------	----------------------	---------------------	-----------------------	---------------------------	--------	--



Texas Education Agency
2020-21 STAAR Performance (TAPR)
COWAN EL (227901183) - AUSTIN ISD - TRAVIS COUNTY

Due to the cancellation of spring 2020 STAAR, 2021 and 2019 STAAR data are shown.



- * Indicates results are masked due to small numbers to protect student confidentiality.
- Indicates there are no students in the group.
- + Indicates that rates for reading and mathematics are based on the cumulative results from the first and second administrations of STAAR.

Texas Education Agency
2018-19 Progress (TAPR)
COWAN EL (227901183) - AUSTIN ISD - TRAVIS COUNTY

Due to the cancellation of spring 2020 STAAR, 2019 and 2018 progress data are shown.

	School Year					





Texas Education Agency
 2020-21 Attendance, Graduation, and Dropout Rates (TAPR)
 COWAN EL (227901183) - AUSTIN ISD - TRAVIS COUNTY

	State	District	Campus	African American	Hispanic	White	American Indian	Asian	Pacific Islander	Two or More Races	Special Ed	Econ Disadv	Graduates EB/EL
Class of 2020	83.5%	91.2%	-	-	-	-	-	-	-	-	-	-	-
Class of 2019	83.5%	90.3%	-	-	-	-	-	-	-	-	-	-	-
RHSP/DAP/FHSP-E/FHSP-DLA Graduates (Loi611 j a-28.65 0.14 r d 0 J 0 j 633.C00.000 0.000 rg 0.000 0.000 0.000 RG 0.14 w d 1 J 1.36 770 rg 0.000 0.000													



There is no data for this campus.

Texas Education Agency
2020-21 CCMR-Related Indicators (TAPR)
COWAN EL (227901183) - AUSTIN ISD - TRAVIS COUNTY





There is no data for this campus.

Texas Education Agency
2020-21 Other Postsecondary Indicators (TAPR)
COWAN EL (227901183) - AUSTIN ISD - TRAVIS COUNTY

There is no data for this campus.



Texas Education Agency
 2020-21 Student Information (TAPR)
 COWAN EL (227901183) - AUSTIN ISD - TRAVIS COUNTY

Student Information	Membership			Enrollment	
	Campus		District	Campus	
	Count	Percent		District	



Texas Education Agency
 2020-21 Student Information (TAPR)
 COWAN EL (227901183) - AUSTIN ISD - TRAVIS COUNTY

Student Information	Membership				Enrollment			
	Campus		District	State	Campus		District	State
	Count	Percent			Count	Percent		
Homeless	9	1.4%	0.8%	1.1%	9	1.4%	0.8%	1.1%
Immigrant	19	3.0%	6.4%	2.0%	19	3.0%	6.4%	2.0%
Migrant	0	0.0%	0.0%	0.3%	0	0.0%	0.0%	0.3%
Title I	9	1.4%	39.4%	64.5%	9	1.4%	39.4%	64.5%
Military Connected	7	1.1%	0.3%	2.7%	7	1.1%	0.3%	2.7%
At-Risk	139	21.7%	47.2%	49.2%	139	21.7%	47.2%	49.1%
Students by Instructional Program:								
Bilingual/ESL Education	62	9.7%	31.2%	21.0%	62	9.7%	31.2%	20.9%
Gifted and Talented Education	56	8.7%	12.3%	8.3%	56	8.7%	12.3%	



Texas Education Agency
2020-21 Student Information (TAPR)
COWAN EL (227901183) - AUSTIN ISD - TRAVIS COUNTY

Student Information	--Non-Special Education Rates--			---Special Education Rates---		
	Campus	District	State	Campus	District	State
Retention Rates by Grade:						
Kindergarten	0.0%	0.9%	1.4%	11.1%	2.2%	4.8%
Grade 1	0.0%	0.6%	1.9%	0.0%	2.1%	3.2%
Grade 2	0.0%	0.5%	1.0%	0.0%	0.5%	1.4%
Grade 3	0.9%	0.2%	0.5%	0.0%	0.2%	0.6%
Grade 4	0.0%	0.1%	0.3%	4.3%	0.6%	0.4%
Grade 5	0.0%	0.1%	0.2%	0.0%	0.5%	0.3%
Grade 6	-	0.0%	0.2%	-	0.0%	0.3%
Grade 7	-	0.2%	0.3%	-	0.0%	0.3%
Grade 8	-	0.0%	0.2%	-	0.0%	0.4%
Grade 9	-	2.3%	4.7%	-	6.9%	7.8%

Class Size Averages by Grade and Subject
(Derived from teacher responsibility records):

Class Size Information	Campus	District	State
Elementary:			
Kindergarten	18.4	17.1	17.7
Grade 1	17.8	17.4	18.0
Grade 2	18.6	16.4	18.0
Grade 3	19.0	16.4	18.2
Grade 4	19.4	17.0	18.3
Grade 5	21.9	21.0	19.8
Grade 6	-	19.5	19.4
Secondary:			
English/Language Arts	-	15.8	15.7
Foreign Languages	-	18.9	17.8
Mathematics	-	17.2	16.9
Science	-	19.0	17.9
Social Studies	-	18.2	18.3

Texas Education Agency
2020-21 Staff Information (TAPR)
COWAN EL (227901183) - AUSTIN ISD - TRAVIS COUNTY

	----- Campus -----			
Staff Information	Count/Average	Percent	District	State
Number of Students per Teacher	13.9	n/a	13.6	14.5

Staff Information	Campus	District	State
Experience of Campus Leadership:			
Average Years Experience of Principals	2.0	6.4	6.4
Average Years Experience of Principals with District	2.0	6.1	5.5
Average Years Experience of Assistant Principals	3.0	5.5	5.5
Average Years Experience of Assistant Principals with District	3.0	5.1	4.8
Average Years Experience of Teachers:			
Average Years Experience of Teachers	16.2	10.7	11.2
Average Years Experience of Teachers with District:	15.0	8.3	7.2
Average Teacher Salary by Years of Experience (regular duties only):			
Beginning Teachers	-	\$51,231	\$50,849
1-5 Years Experience	\$52,659	\$53,287	\$53,288
6-10 Years Experience	\$54,595	\$54,961	\$56,282
11-20 Years Experience	\$56,005	\$56,111	\$59,900
21-30 Years Experience	\$61,438	\$61,468	\$64,637
Over 30 Years Experience	\$68,371	\$70,749	\$69,974
Average Actual Salaries (regular duties only):			
Teachers	\$57,965	\$55,849	\$57,641
Professional Support	\$58,787	\$70,375	\$68,030
Campus Administration (School Leadership)	\$82,561	\$87,650	\$83,424
Instructional Staff Percent:	n/a	62.0%	64.6%
Contracted Instructional Staff (not incl. above):	0.0	12.0	5,731.4

