




This page is intentionally blank.

Texas Education Agency  
2020-21 STAAR Performance (TAPR)  
GALINDO EL (227901176) - AUSTIN ISD - TRAVIS COUNTY







Texas Education Agency  
2020-21 STAAR Performance (TAPR)  
GALINDO EL (227901176) - AUSTIN ISD - TRAVIS COUNTY

Due to the cancellation of spring 2020 STAAR, 2021 and 2019 STAAR data are shown.

- \* Indicates results are masked due to small numbers to protect student confidentiality.
- Indicates there are no students in the group.
- + Indicates that rates for reading and mathematics are based on the cumulative results from the first and second administrations of STAAR.







Texas Education Agency  
2020-21 Bilingual Education/English as a Second Language (Current EB Students/EL) (TAPR)  
GALINDO EL (227901176) - AUSTIN ISD - TRAVIS COUNTY




Due to the cancellation of spring 2020 STAAR, 2021 and 2019 STAAR data are shown.

- \* Indicates results are masked due to small numbers to protect student confidentiality.
- Indicates there are no students in the group.
- Blank cell indicates there are no data available in the group.

Texas Education Agency  
 2020-21 STAAR Participation (TAPR)  
 GALINDO EL (227901176) - AUSTIN ISD - TRAVIS COUNTY

Due to the cancellation of spring 2020 STAAR, 2021 and 2019 STAAR data are shown.





	State	District	Campus	African American	Hispanic	White	American Indian	Asian	Pacific Islander	Two or More Races	Special Ed (Current)	Special Ed (Former)	Continuously Enrolled	Non-Continuously Enrolled	Econ Disadv	EB/EL (Current & Monitored)
						2021 STAAR Participation (All)										





Texas Education Agency  
 2020-21 Attendance, Graduation, and Dropout Rates (TAPR)  
 GALINDO EL (227901176) - AUSTIN ISD - TRAVIS COUNTY

	State	District	Campus	African American	Hispanic	White	American Indian	Asian	Pacific Islander	Two or More Races	Special Ed	0 j	497.8	4920	d 0 J	0 j	2.52	req.14	w	d
--	-------	----------	--------	------------------	----------	-------	-----------------	-------	------------------	-------------------	------------	-----	-------	------	-------	-----	------	--------	---	---





Texas Education Agency  
2020-21 Graduation Profile (TAPR)  
GALINDO EL (227901176) - AUSTIN ISD - TRAVIS COUNTY

	Campus Count	Campus Percent	District Count	State Count
Graduates(2019-20 Annual Graduates)				
Total Graduates	-	-	4,530	360,220
<b>By Ethnicity:</b>				
African American	-	-	343	44,729
Hispanic	-	-	2,337	184,060
White	-	-	1,473	105,215
American Indian	-	-	6	1,226
Asian	-	-	241	17,126
Pacific Islander	-	-	4	557
Two or More Races	-	-	126	7,307
<b>By Graduation Type:</b>				
Minimum H.S. Program	-	-	35	1,512
Recommended H.S. Program/Distinguished Achievement Program	-	-	1	952
Foundation H.S. Program (No Endorsement)	-	-	353	49,535
Foundation H.S. Program (Endorsement)	-	-	125	15,689
Foundation H.S. Program (DLA)	-	-	4,016	292,532
Special Education Graduates	-	-	440	29,018
Economically Disadvantaged Graduates	-	-	1,836	187,187
Emergent Bilingual (EB)/English Learner (EL) Graduates	-	-	561	29,639
At-Risk Graduates	-	-	1,588	148,836

There is no data for this campus.





Texas Education Agency  
2020-21 Other Postsecondary Indicators (TAPR)  
GALINDO EL (227901176) - AUSTIN ISD - TRAVIS COUNTY

There is no data for this campus.





Texas Education Agency  
 2020-21 Student Information (TAPR)  
 GALINDO EL (227901176) - AUSTIN ISD - TRAVIS COUNTY

Student Information	--Non-Special Education Rates--			---Special Education Rates---		
	Campus	District	State	Campus	District	State
Retention Rates by Grade:						
Kindergarten	8.1%	0.9%	1.4%	0.0%	2.2%	4.8%
Grade 1	5.0%	0.6%	1.9%	23.5%	2.1%	3.2%
Grade 2	9.1%	0.5%	1.0%	8.3%	0.5%	1.4%
Grade 3	0.0%	0.2%	0.5%	0.0%	0.2%	0.6%
Grade 4	2.2%	0.1%	0.3%	0.0%	0.6%	0.4%
Grade 5	2.2%	0.1%	0.2%	0.0%	0.5%	0.3%
Grade 6	-	0.0%	0.2%	-	0.0%	0.3%
Grade 7	-	0.2%	0.3%	-	0.0%	0.3%
Grade 8	-	0.0%	0.2%	-	0.0%	0.4%
Grade 9	-	2.3%	4.7%	-	6.9%	7.8%

Class Size Averages by Grade and Subject  
 (Derived from teacher responsibility records):

Class Size Information	Campus	District	State
Elementary:			
Kindergarten	26.0	17.1	17.7
Grade 1	13.0	17.4	18.0
Grade 2	13.5	16.4	18.0
Grade 3	14.0	16.4	18.2
Grade 4	16.5	17.0	18.3
Grade 5	16.0	21.0	19.8
Grade 6	-	19.5	19.4
Secondary:			
English/Language Arts	-	15.8	15.7
Foreign Languages	-	18.9	17.8
Mathematics	-	17.2	16.9
Science	-	19.0	17.9
Social Studies	-	18.2	18.3

Texas Education Agency  
2020-21 Staff Information (TAPR)  
GALINDO EL (227901176) - AUSTIN ISD - TRAVIS COUNTY

Staff Information	----- Campus -----			
	Count/Average	Percent	District	State
Total Staff	67.1	100.0%	100.0%	100.0%
Professional Staff:	52.1	77.7%	64.7%	64.3%
Teachers	47.1	70.2%	50.3%	49.6%
Professional Support	3.0	4.5%	10.9%	10.6%
Campus Administration (School Leadership)	2.0	3.0%	3.0%	3.0%
Educational Aides:	15.0	22.3%	9.3%	10.6%
Librarians and Counselors (Headcount):				
Full-time Librarians	1.0	n/a	97.0	4,290.0
Part-time Librarians	0.0	n/a	12.0	582.0
Full-time Counselors	1.0	n/a	212.0	13,211.0
Part-time Counselors	0.0	n/a	11.0	1,126.0
Total Minority Staff:	41.1	61.3%	56.7%	51.5%
Teachers by Ethnicity:				
African American	1.0	2.1%	5.9%	11.1%
Hispanic	28.1	59.7%	33.4%	28.4%
White	18.0	38.2%	56.3%	56.9%
American Indian	0.0	0.0%	0.3%	0.3%
Asian	0.0	0.0%	2.6%	1.8%
Pacific Islander	0.0	0.0%	0.1%	0.2%
Two or More Races	0.0	0.0%	1.3%	1.2%
Teachers by Sex:				
Males	4.0	8.5%	25.6%	23.8%
Females	43.1	91.5%	74.4%	76.2%
Teachers by Highest Degree Held:				
No Degree	0.0	0.0%	0.8%	1.2%
Bachelors	33.1	70.3%	68.8%	73.0%
Masters	12.0	25.5%	29.6%	25.0%
Doctorate	2.0	4.2%	0.7%	0.7%
Teachers by Years of Experience:				
Beginning Teachers	1.0	2.1%	6.3%	6.7%
1-5 Years Experience	14.0	29.7%	30.0%	27.8%
6-10 Years Experience	8.0	17.0%	21.3%	20.3%
11-20 Years Experience	18.1	38.5%	26.9%	29.1%
21-30 Years Experience	6.0	12.7%	12.3%	13.0%
Over 30 Years Experience	0.0	0.0%	3.3%	3.1%

Texas Education Agency  
2020-21 Staff Information (TAPR)  
GALINDO EL (227901176) - AUSTIN ISD - TRAVIS COUNTY


Texas Education Agency  
2020-21 Staff Information (TAPR)  
GALINDO EL (227901176) - AUSTIN ISD - TRAVIS COUNTY

- Indicates there are no students in the group.
- \* Indicates results are masked due to small numbers to protect student confidentiality.
- \*\* When only one student disability or assessment group is masked, then the second smallest student disability or assessment group is masked regardless of size.
- n/a Indicates data reporting is not applicable for this group.
- ? Indicates that the data for this item were statistically improbable or were reported outside a reasonable range.

Link to: [PEIMS Financial Standard Reports 2019-20 Financial Actual Report](#)  
(To open link in a new window, press the "Ctrl" key and click on the link.)