

# 2020-21 Texas Academic Performance Report (TAPR)


District Name: AUSTIN ISD

Campus Name: LANGFORD EL

Campus Number: 227901168

2021 Accountability Rating: Not Rated: Declared State of Disaster

This page is intentionally blank.







Texas Education Agency  
2020-21 STAAR Performance (TAPR)  
LANGFORD EL (227901168) - AUSTIN ISD - TRAVIS COUNTY

Due to the cancellation of spring 2020 STAAR, 2021 and 2019 STAAR data are shown.

- \* Indicates results are masked due to small numbers to protect student confidentiality.
- Indicates there are no students in the group.
- + Indicates that rates for reading and mathematics are based on the cumulative results from the first and second administrations of STAAR.





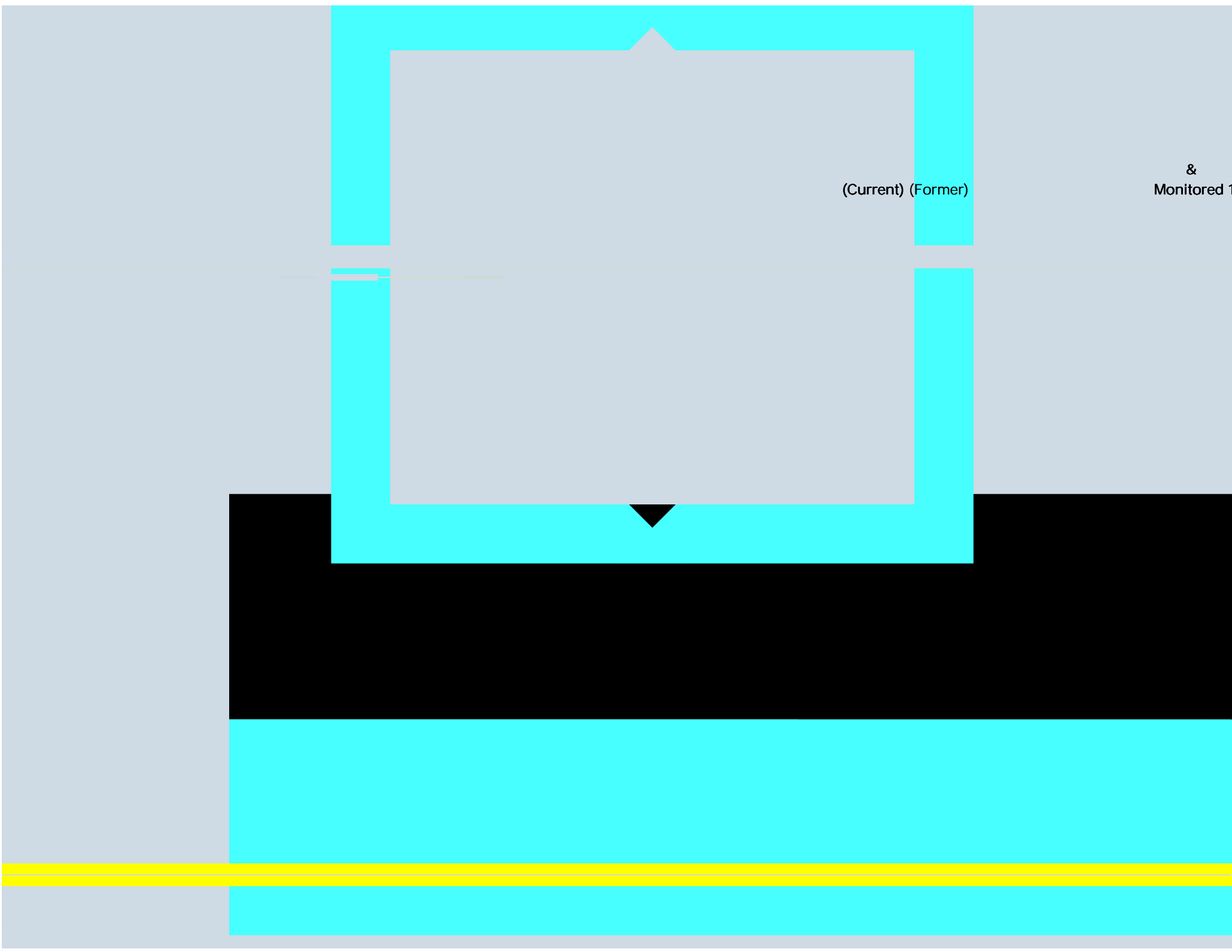
--	--	--	--



Texas Education Agency  
2020-21 Bilingual Education/English as a Second Language (Current EB Students/EL) (TAPR)  
LANGFORD EL (227901168) - AUSTIN ISD - TRAVIS COUNTY

Due to the cancellation of spring 2020 STAAR, 2021 and 2019 STAAR data are shown.

- \* Indicates results are masked due to small numbers to protect student confidentiality.
- Indicates there are no students in the group.
- Blank cell indicates there are no data available in the group.



(Current) (Former)

&  
Monitored 1





Texas Education Agency  
2020-21 Attendance, Graduation, and Dropout Rates (TAPR)  
LANGFORD EL (227901168) - AUSTIN ISD - TRAVIS COUNTY

	State	District	Campus						

Texas Education Agency  
 2020-21 Graduation Profile (TAPR)  
 LANGFORD EL (227901168) - AUSTIN ISD - TRAVIS COUNTY

	Campus Count	Campus Percent	District Count	State Count
Graduates(2019-20 Annual Graduates)				
Total Graduates	-	-	4,530	360,220
<b>By Ethnicity:</b>				
African American	-	-	343	44,729
Hispanic	-	-	2,337	184,060
White	-	-	1,473	105,215
American Indian	-	-	6	1,226
Asian	-	-	241	17,126
Pacific Islander	-	-	4	557
Two or More Races	-	-	126	7,307
<b>By Graduation Type:</b>				
Minimum H.S. Program	-	-	35	1,512
Recommended H.S. Program/Distinguished Achievement Program	-	-	1	952
Foundation H.S. Program (No Endorsement)	-	-	353	49,535
Foundation H.S. Program (Endorsement)	-	-	125	15,689
Foundation H.S. Program (DLA)	-	-	4,016	

-



There is no data for this campus.

Texas Education Agency  
2020-21 CCMR-Related Indicators (TAPR)  
LANGFORD EL (227901168) - AUSTIN ISD - TRAVIS COUNTY

There is no data for this campus.




Texas Education Agency  
2020-21 Other Postsecondary Indicators (TAPR)  
LANGFORD EL (2en4E7nLn4EG1










Texas Education Agency  
 2020-21 Staff Information (TAPR)  
 LANGFORD EL (227901168) - AUSTIN ISD - TRAVIS COUNTY

	----- Campus -----			
Staff Information	Count/Average	Percent	District	State
Number of Students per Teacher	11.5	n/a	13.6	14.5

5.5

Staff Information	Campus	District	State
<b>Experience of Campus Leadership:</b>			
Average Years Experience of Principals	9.0	6.4	6.4
Average Years Experience of Principals with District	9.0	6.1	5.5
Average Years Experience of Assistant Principals	3.0	5.5	5.5
Average Years Experience of Assistant Principals with District	3.0	5.1	4.8
<b>Average Years Experience of Teachers:</b>			
Average Years Experience of Teachers:	10.4	10.7	11.2
Average Years Experience of Teachers with District:	8.8		



Texas Education Agency  
2020-21 Staff Information (TAPR)  
LANGFORD EL (227901168) - AUSTIN ISD - TRAVIS COUNTY

- Indicates there are no students in the group.
- \* Indicates results are masked due to small numbers to protect student confidentiality.
- \*\* When only one student disability or assessment group is masked, then the second smallest student disability or assessment group is masked regardless of size.
- n/a Indicates data reporting is not applicable for this group.
- ? Indicates that the data for this item were statistically improbable or were reported outside a reasonable range.

Link to: [PEIMS Financial Standard Reports 2019-20 Financial Actual Report](#)  
(To open link in a new window, press the "Ctrl" key and click on the link.)