

2020-21 Texas Academic Performance Report (TAPR)

District Name: AUSTIN ISD

Campus Name: PICKLE EL

Campus Number: 227901164

2021 Accountability Rating: Not Rated: Declared State of Disaster

This page is intentionally blank.

Texas Education Agency
2020-21 STAAR Performance (TAPR)
PICKLE EL (227901164) - AUSTIN ISD - TRAVIS COUNTY

Due to the cancellation of spring 2020 STAAR, 2021 and 2019 STAAR data are shown.

- * Indicates results are masked due to small numbers to protect student confidentiality.
- Indicates there are no students in the group.
- + Indicates that rates for reading and mathematics are based on the cumulative results from the first and second administrations of STAAR.

Texas Education Agency
2020-21 Bilingual Education/English as a Second Language (Current EB Students/EL) (TAPR)
PICKLE EL (227901164) - AUSTIN ISD - TRAVIS COUNTY

Due to the cancellation of spring 2020 STAAR, 2021 and 2019 STAAR data are shown.

School Year	State	District	Campus	Total Bilingual
-------------	-------	----------	--------	-----------------

Texas Education Agency
2020-21 Bilingual Education/English as a Second Language (Current EB Students/EL) (TAPR)
PICKLE EL (227901164) - AUSTIN ISD - TRAVIS COUNTY

Due to the cancellation of spring 2020 STAAR, 2021 and 2019 STAAR data are shown.

- * Indicates results are masked due to small numbers to protect student confidentiality.
- Indicates there are no students in the group.
- Blank cell indicates there are no data available in the group.

[Redacted text block]

[Redacted text block]

[Redacted text block]

[Redacted text block]

[Redacted text block]

[Redacted text block]




[Redacted text block]

[Redacted text block]

[Redacted text block]

[Redacted text block]

Texas Education Agency
2020-21 Attendance, Graduation, and Dropout Rates (TAPR)
PICKLE EL (227901164) - AUSTIN ISD - TRAVIS COUNTY



Texas Education Agency
2020-21 Graduation Profile (TAPR)
PICKLE EL (227901164) - AUSTIN ISD - TRAVIS COUNTY



There is no data for this campus.

Texas Education Agency
2020-21 CCMR-Related Indicators (TAPR)
PICKLE EL (227901164) - AUSTIN ISD - TRAVIS COUNTY

There is no data for this campus.

Texas Education Agency
2020-21 Other Postsecondary Indicators (TAPR)
PICKLE EL (227901164) - AUSTIN ISD - TRAVIS COUNTY

There is no data for this campus.

Texas Education Agency
 2020-21 Student Information (TAPR)
 PICKLE EL (227901164) - AUSTIN ISD - TRAVIS COUNTY

Student Information	Membership				Enrollment			
	Campus		District	State	Campus		District	State
	Count	Percent			Count	Percent		
Total Students	444	100.0%	74,725	5,359,040	444	100.0%	74,871	5,371,586
Students by Grade:								
Early Childhood Education	1	0.2%	0.2%	0.3%	1	0.2%	0.2%	0.4%
Pre-Kindergarten	38	8.6%	4.5%	3.7%	38	8.6%	4.5%	3.7%
Kindergarten	60	13.5%	7.6%	6.7%	60	13.5%	7.6%	6.7%
Grade 1	55	12.4%	7.7%	7.1%	55	12.4%	7.7%	7.1%
Grade 2	58	13.1%	7.6%	7.1%	58	13.1%	7.6%	7.1%
Grade 3	73	16.4%	7.5%	7.1%	73	16.4%	7.5%	7.1%
Grade 4	72	16.2%	7.4%	7.2%	72	16.2%	7.4%	7.2%
Grade 5	87	19.6%	7.3%	7.4%	87	19.6%	7.3%	7.4%
Grade 6	0	0.0%	7.3%	7.7%	0	0.0%	7.3%	7.7%
Grade 7	0	0.0%	7.2%	7.9%	0	0.0%	7.2%	7.8%
Grade 8	0	0.0%	7.3%	7.9%	0	0.0%	7.2%	7.9%
Grade 9	0	0.0%	7.7%	8.1%	0	0.0%		



Texas Education Agency
 2020-21 Student Information (TAPR)
 PICKLE EL (227901164) - AUSTIN ISD - TRAVIS COUNTY

Student Information	--Non-Special Education Rates--			---Special Education Rates---		
	Campus	District	State	Campus	District	State
Retention Rates by Grade:						
Kindergarten	0.0%	0.9%	1.4%	-	2.2%	4.8%
Grade 1	1.7%	0.6%	1.9%	0.0%	2.1%	3.2%
Grade 2	0.0%	0.5%	1.0%	0.0%	0.5%	1.4%
Grade 3	0.0%	0.2%	0.5%	0.0%	0.2%	0.6%
Grade 4	0.0%	0.1%	0.3%	0.0%	0.6%	0.4%

Texas Education Agency
2020-21 Staff Information (TAPR)
PICKLE EL (227901164) - AUSTIN ISD - TRAVIS COUNTY

Texas Education Agency
 2020-21 Staff Information (TAPR)
 PICKLE EL (227901164) - AUSTIN ISD - TRAVIS COUNTY

Staff Information	----- Campus -----		District	State
	Count/Average	Percent		
Number of Students per Teacher	12.7	n/a	13.6	14.5

Staff Information	Campus	District	State
Experience of Campus Leadership:			
Average Years Experience of Principals	1.0	6.4	6.4
Average Years Experience of Principals with District	1.0	6.1	5.5
Average Years Experience of Assistant Principals	3.5	5.5	5.5
Average Years Experience of Assistant Principals with District	2.5	5.1	4.8
Average Years Experience of Teachers:			
Average Years Experience of Teachers	11.7	10.7	11.2
Average Years Experience of Teachers with District:	7.7	8.3	7.2
Average Teacher Salary by Years of Experience (regular duties only):			
Beginning Teachers	\$51,893	\$51,231	\$50,849
1-5 Years Experience	\$52,953	\$53,287	\$53,288
6-10 Years Experience	\$54,559	\$54,961	\$56,282
11-20 Years Experience	\$56,186	\$56,111	\$59,900
21-30 Years Experience	\$62,381	\$61,468	\$64,637
Over 30 Years Experience	\$67,948	\$70,111	\$70,111

180.14R1 J1 j d 0 J0 j 395.28 281.52 77.18 0.14 re B*

Texas Education Agency
2020-21 Staff Information (TAPR)
PICKLE EL (227901164) - AUSTIN ISD - TRAVIS COUNTY

- Indicates there are no students in the group.
- * Indicates results are masked due to small numbers to protect student confidentiality.
- ** When only one student disability or assessment group is masked, then the second smallest student disability or assessment group is masked regardless of size.
- n/a Indicates data reporting is not applicable for this group.
- ? Indicates that the data for this item were statistically improbable or were reported outside a reasonable range.

Link to: [PEIMS Financial Standard Reports 2019-20 Financial Actual Report](#)
(To open link in a new window, press the "Ctrl" key and click on the link.)