

2020-21 Texas Academic Performance Report (TAPR)

District Name: AUSTIN ISD

Campus Name: COOK EL

Campus Number: 227901161

2021 Accountability Rating: Not Rated: Declared State of Disaster

This page is intentionally blank.



Texas Education Agency
2020-21 STAAR Performance (TAPR)
COOK EDiT.0227901161R - AUSTIN ISD - TRAVIS COUNTY5

Texas Education Agency
2018-19 Progress (TAPR)
COOK EL (227901161) - AUSTIN ISD - TRAVIS COUNTY

Due to the cancellation of spring 2020 STAAR, 2019 and 2018 progress data are shown.

	School Year					



Texas Education Agency
2020-21 Bilingual Education/English as a Second Language (Current EB Students/EL) (TAPR)
COOK EL (227901161) - AUSTIN ISD - TRAVIS COUNTY

Due to the cancellation of spring 2020 STAAR, 2021 and 2019 STAAR data are shown.

- * Indicates results are masked due to small numbers to protect student confidentiality.
- Indicates there are no students in the group.
- Blank cell indicates there are no data available in the group.

Texas Education Agency
 2020-21 Attendance, Graduation, and Dropout Rates (TAPR)
 COOK EL (227901161) - AUSTIN ISD - TRAVIS COUNTY

	State	District	Campus	African American	Hispanic	White	American Indian	Asian	Pacific Islander	Two or More Races	Special Ed	Econ Disadv	EB/EL
Graduates, TxCHSE, and Continuers	93.9%	97.2%	-	-	-	-	-	-	-	-	-	-	-
Class of 2018													
Graduated	92.2%	95.8%	-	-	-	-	-	-	-	-	-	-	-
Received TxCHSE	0.6%	0.7%	-	-	-	-	-	-	-	-	-	-	-
Continued HS	1.1%	0.5%	-	-	-	-	-	-	-	-	-	-	-
Dropped Out	6.1%	3.0%	-	-	-	-	-	-	-	-	-	-	-
Graduates and TxCHSE	92.8%	96.5%	-	-	-	-	-	-	-	-	-	-	-
Graduates, TxCHSE, and Continuers	93.9%	97.0%	-	-	-	-	-	-	-	-	-	-	-
6-Year Extended Longitudinal Rate (Gr 9-12)													
Class of 2018													
Graduated													



Texas Education Agency
 2020-21 Attendance, Graduation, and Dropout Rates (TAPR)
 COOK EL (227901161) - AUSTIN ISD - TRAVIS COUNTY

	State	District	Campus	African American	Hispanic	White	American Indian	Asian	Pacific Islander	Two or More Races	Special Ed	Econ Disadv	EB/EL
Class of 2020	83.5%	91.2%	-	-	-	-	-	-	-	-	-	-	-
Class of 2019	83.5%	90.3%	-	-	-	-	-	-	-	-	-	-	-
RHSP/DAP/FHSP-E/FHSP-DLA Graduates (Longitudinal Rate)													
Class of 2020	87.8%	93.7%	-	-	-	-	-	-	-	-	-	-	-
Class of 2019	87.6%	92.3%	-	-	-	-	-	-	-	-	-	-	-
RHSP/DAP Graduates (Annual Rate)													
2019-20	38.6%	2.8%	-	-	-	-	-	-	-	-	-	-	-
2018-19	32.7%	6.4%	-	-	-	-	-	-	-	-	-	-	-
FHSP-E Graduates (Annual Rate)													
2019-20	4.4%	2.8%	-	-	-	-	-	-	-	-	-	-	-
2018-19	4.4%	2.0%	-	-	-	-	-	-	-	-	-	-	-
FHSP-DLA Graduates (Annual Rate)													
2019-20	81.8%	89.4%	-	-	-	-	-	-	-	-	-	-	-
2018-19	82.1%	88.2%	-	-	-	-	-	-	-	-	-	-	-
RHSP/DAP/FHSP-E/FHSP-DLA Graduates (Annual Rate)													
2019-20	85.8%	91.4%	-	-	-	-	-	-	-	-	-	-	-
2018-19	85.9%	89.3%	-	-	-	-	-	-	-	-	-	-	-



There is no data for this campus.

Texas Education Agency
2020-21 CCMR-Related Indicators (TAPR)
COOK EL (227901161) - AUSTIN ISD - TRAVIS COUNTY


There is no data for this campus.

Texas Education Agency
2020-21 Other Postsecondary Indicators (TAPR)
COOK EL (227901161) - AUSTIN ISD - TRAVIS COUNTY

There is no data for this campus.

Texas Education Agency
2020-21 Student Information (TAPR)
COOK EL (227901161) - AUSTIN ISD - TRAVIS COUNTY

	Membership		Enrollment	
	Campus		Campus	
Student Information	Count			



cted
 Instructional Program:
 tion
 ucation
 81 p

Enrollment		
us	District	State
0.2%	0.8%	1.1%
19.1%	6.4%	2.0%
0.0%	0.0%	0.3%
00.0%	39.4%	64.5%
0.0%	0.3%	2.7%
83.5%	47.2%	49.1%
77.3%	31.2%	20.9%
3.4%	12.3%	8.3%
10.7%	22.5%	16.3%


10.7% 22.5% 16.3% 09 T Tf 476.784j DJ D d O J O j

Texas Education Agency
 2020-21 Student Information (TAPR)
 COOK EL (227901161) - AUSTIN ISD - TRAVIS COUNTY

Student Information	--Non-Special Education Rates--			---Special Education Rates---		
	Campus	District	State	Campus	District	State
Retention Rates by Grade:						
Kindergarten	0.0%	0.9%	1.4%	0.0%	2.2%	4.8%
Grade 1	0.0%	0.6%	1.9%	0.0%	2.1%	3.2%
Grade 2	0.0%	0.5%	1.0%	0.0%	0.5%	1.4%
Grade 3	0.0%	0.2%				

Texas Education Agency
 2020-21 Staff Information (TAPR)
 COOK EL (227901161) - AUSTIN ISD - TRAVIS COUNTY

Staff Information	----- Campus -----		District	State
	Count/Average	Percent		
Total Staff	47.0	100.0%	100.0%	100.0%
Professional Staff:	39.0	83.0%	64.7%	64.3%
Teachers	34.0	72.3%	50.3%	49.6%
Professional Support	3.0	6.4%	10.9%	10.6%
Campus Administration (School Leadership)	2.0	4.3%	3.0%	3.0%
Educational Aides:	8.0	17.0%	9.3%	10.6%
Librarians and Counselors (Headcount):				
Full-time Librarians	1.0	n/a	97.0	4,290.0
Part-time Librarians	0.0	n/a	12.0	582.0
Full-time Counselors	1.0	n/a	212.0	13,211.0
Part-time Counselors	0.0	n/a	11.0	1,126.0



Texas Education Agency
2020-21 Staff Information (TAPR)
COOK EL (227901161) - AUSTIN ISD - TRAVIS COUNTY

Texas Education Agency
2020-21 Staff Information (TAPR)
COOK EL (227901161) - AUSTIN ISD - TRAVIS COUNTY

- Indicates there are no students in the group.
- * Indicates results are masked due to small numbers to protect student confidentiality.
- ** When only one student disability or assessment group is masked, then the second smallest student disability or assessment group is masked regardless of size.
- n/a Indicates data reporting is not applicable for this group.
- ? Indicates that the data for this item were statistically improbable or were reported outside a reasonable range.

Link to: [PEIMS Financial Standard Reports 2019-20 Financial Actual Report](#)
(To open link in a new window, press the "Ctrl" key and click on the link.)