

2020-21 Texas Academic Performance Report (TAPR)

District Name: AUSTIN ISD

Campus Name: OAK HILL EL

Campus Number: 227901148

2021 Accountability Rating: Not Rated: Declared State of Disaster

This page is intentionally blank.


Texas Education Agency
2020-21 STAAR Performance (TAPR)
OAK HILL EL (227901148) - AUSTIN ISD - TRAVIS COUNTY

Due to the cancellation of spring 2020 STAAR, 2021 and 2019 STAAR data are shown.


	School Year	State	District	Campus	African American	Hispanic	White	American Indian	Asian	Pacific Islander	Two or More Races	Special Ed (Current)	Special Ed (Former)	Continuously Enrolled	Non-Continuously Enrolled	Econ Disadv	EB/EL (Current & Monitored)
At Approaches Grade Level or Above	2021	53%	51%	53%	*	29%	85%	-	100%	-	*	20%	*	54%	47%	27%	21%
	2019	67%	71%	64%	*	44%	86%	*	-	-	86%	13%	40%	65%	60%	44%	40%
At Meets Grade Level or Above	2021	27%	28%	29%	*	10%	55%	-	60%	-	*	13%	*	28%	33%	11%	6%
	2019	35%	42%	31%	*	14%	49%	*	-	-	57%	0%	20%	32%	30%	8%	12%
At Masters Grade Level	2021	8%	10%	11%	*	5%	15%	-	60%	-	*	13%	*	13%	7%	3%	3%
	2019	11%	15%	11%	*	1%	22%	*	-	-	14%	0%	0%	13%	3%	0%	0%
Grade 5 Reading+																	
At Approaches Grade Level or Above	2021	73%	74%	73%	*	56%	96%	-	100%	*	*	50%	*	75%	67%	55%	61%
	2019	86%	88%	92%	*	82%	98%	*	100%	-	100%	74%	*	92%	90%	80%	80%
At Meets Grade Level or Above	2021	46%	51%	54%	*	32%	83%	-	100%	*	*	30%	*	59%	39%	38%	32%
	2019	54%	58%	60%	*	49%	73%	*	44%	-	60%	35%	*	62%	52%	41%	34%
At Masters Grade Level	2021	30%	36%	36%	*	15%	67%	-	60%	*	*	10%	*	41%	22%	17%	10%
	2019	29%	34%	34%	*	21%	53%	*	22%	-	30%	9%	*	38%	21%	15%	11%
Grade 5 Mathematics+																	
At Approaches Grade Level or Above	2021	70%	63%	69%	*	52%	92%	-	100%	*	*	60%	*	70%	67%	60%	50%
	2019	90%	91%	84%	*	72%	92%	*	100%	-	100%	61%	*	87%	72%	67%	69%
At Meets Grade Level or Above	2021	44%	40%	52%	*	29%	83%	-	100%	*	*	40%	*	60%	28%	40%	28%
	2019	58%	60%	49%	*	37%	59%	*	56%	-	70%	26%	*	52%	38%	22%	26%
At Masters Grade Level	2021	25%	23%	33%													

Texas Education Agency
2020-21 STAAR Performance (TAPR)
OAK HILL EL (227901148) - AUSTIN ISD - TRAVIS COUNTY

Due to the cancellation of spring 2020 STAAR, 2021 and 2019 STAAR data are shown.




—



Texas Education Agency
2020-21 STAAR Performance (TAPR)
OAK HILL EL (227901148) - AUSTIN ISD - TRAVIS COUNTY

Due to the cancellation of spring 2020 STAAR, 2021 and 2019 STAAR data are shown.

- * Indicates results are masked due to small numbers to protect student confidentiality.
- Indicates there are no students in the group.
- + Indicates that rates for reading and mathematics are based on the cumulative results from the first and second administrations of STAAR.



Texas Education Agency
2020-21 Bilingual Education/English as a Second Language (Current EB Students/EL) (TAPR)
OAK HILL EL (227901148) - AUSTIN ISD - TRAVIS COUNTY


Due to the cancellation of spring 2020 STAAR, 2021 and 2019 STAAR data are shown.

- * Indicates results are masked due to small numbers to protect student confidentiality.
- Indicates there are no students in the group.
- Blank cell indicates there are no data available in the group.

Texas Education Agency
 2020-21 Attendance, Graduation, and Dropout Rates (TAPR)
 OAK HILL EL (227901148) - AUSTIN ISD - TRAVIS COUNTY

	State	District	Campus	African American	Hispanic	White	American Indian	Asian	Pacific Islander	Two or More Races	Special Ed	Econ Disadv	EB/EL
Attendance Rate													
2019-20	98.3%	98.3%	99.0%	99.4%	98.6%	99.4%	* 99.5%	* 99.5%	* 99.0%	98.5%	98.6%	98.7%	
2018-19	95.4%	95.0%	96.4%	96.5%	95.8%	96.9%	* 96.7%	* 97.4%	* 97.4%	96.1%	95.4%	96.0%	
Chronic Absenteeism													
2019-20	6.7%	8.9%	4.9%	0.0%	7.8%	1.9%	* 4.0%	* 4.0%	* 2.6%	7.5%	7.0%	6.2%	
2018-19	11.4%	13.2%	6.4%	5.3%	9.4%	3.7%	* 2.7%	* 2.4%	* 5.8%	10.3%	8.4%		
Annual Dropout Rate (Gr 7-8)													
2019-20	0.5%	0.5%	-	-	-	-	-	-	-	-	-	-	
2018-19	0.4%	0.2%	-	-	-	-	-	-	-	-	-	-	

0000000028011315510888



Texas Education Agency
 2020-21 Attendance, Graduation, and Dropout Rates (TAPR)
 OAK HILL EL (227901148) - AUSTIN ISD - TRAVIS COUNTY

	State	District	Campus	African American	Hispanic	White	American Indian	Asian	Pacific Islander	Two or More Races	Special Ed	Econ Disadv	EB/EL
Graduates, TxCHSE, and Continuers	93.9%	97.2%	-	-	-	-	-	-	-	-	-	-	-
Class of 2018													
Graduated	92.2%	95.8%	-	-	-	-	-	-	-	-	-	-	-
Received TxCHSE	0.6%	0.7%	-	-	-	-	-	-	-	-	-	-	-
Continued HS	1.1%	0.5%	-	-	-	-	-	-	-	-	-	-	-
Dropped Out	6.1%	3.0%	-	-	-	-	-	-	-	-	-	-	-
Graduates and TxCHSE	92.8%	96.5%	-	-	-	-	-	-	-	-	-	-	-
Graduates, TxCHSE, and Continuers	93.9%	97.0%	-	-	-	-	-	-	-	-	-	-	-
6-Year Extended Longitudinal Rate (Gr 9-12)													
Class of 2018													
Graduated	92.6%	96.1%	-	-	-	-	-	-	-	-	-	-	-
Received TxCHSE	0.7%	0.8%	-	-	-	-	-	-	-	-	-	-	-
Continued HS	0.6%	0.2%	-	-	-	-	-	-	-	-	-	-	-
Dropped Out	6.1%	2.9%	-	-	-	-	-	-	-	-	-	-	-
Graduates and TxCHSE	93.3%	96.9%	-	-	-	-	-	-	-	-	-	-	-
Graduates, TxCHSE, and Continuers	93.9%	97.1%	-	-	-	-	-	-	-	-	-	-	-
Class of 2017													
Graduated	92.4%	95.8%	-	-	-	-	-	-	-	-	-	-	-
Received TxCHSE	0.7%	0.6%	-	-	-	-	-	-	-	-	-	-	-
Continued HS	0.6%	0.1%	-	-	-	-	-	-	-	-	-	-	-
Dropped Out	6.3%	3.5%	-	-	-	-	-	-	-	-	-	-	-
Graduates and TxCHSE	93.2%	96.4%	-	-	-	-	-	-	-	-	-	-	-
Graduates, TxCHSE, and Continuers	93.7%	96.5%	-	-	-	-	-	-	-	-	-	-	-
4-Year Federal Graduation Rate Without Exclusions (Gr 9-12)													
Class of 2020	90.3%	92.8%	-	-	-	-	-	-	-	-	-	-	-
Class of 2019	90.0%	93.4%	-	-	-	-	-	-	-	-	-	-	-
RHSP/DAP Graduates (Longitudinal Rate)													
Class of 2020	83.0%	-	-	-	-	-	-	-	-	-	-	-	-

Texas Education Agency
 2020-21 Graduation Profile (TAPR)
 OAK HILL EL (227901148) - AUSTIN ISD - TRAVIS COUNTY

	Campus Count	Campus Percent	District Count	State Count
Graduates(2019-20 Annual Graduates)				
Total Graduates	-	-	4,530	360,220
By Ethnicity:				
African American				



Texas Education Agency
2020-21 College, Career, and Military Readiness (CCMR) (TAPR)
OAK HILL EL (227901148) - AUSTIN ISD - TRAVIS COUNTY

There is no data for this campus.

Texas Education Agency
2020-21 CCMR-Related Indicators (TAPR)
OAK HILL EL (227901148) - AUSTIN ISD - TRAVIS COUNTY

There is no data for this campus.


Texas Education Agency
2020-21 Other Postsecondary Indicators (TAPR)
OAK HILL EL (227901148) - AUSTIN ISD - TRAVIS COUNTY

There is no data for this campus.

Texas Education Agency
 2020-21 Student Information (TAPR)
 OAK HILL EL (227901148) - AUSTIN ISD - TRAVIS COUNTY

Student Information	Membership				Enrollment			
	Campus		District	State	Campus		District	State
	Count	Percent			Count	Percent		
Total Students	731	100.0%	74,725	5,359,040	734	100.0%	74,871	5,371,586
Students by Grade:								
Early Childhood Education	5	0.7%	0.2%	0.3%	8	1.1%	0.2%	0.4%
Pre-Kindergarten	36	4.9%	4.5%	3.7%	36	4.9%	4.5%	3.7%
Kindergarten	115	15.7%	7.6%	6.7%	115	15.7%	7.6%	6.7%
Grade 1	125	17.1%	7.7%	7.1%	125	17.0%	7.7%	7.1%
Grade 2	148	20.3%	7.5%	7.1%	148	20.3%	7.5%	7.1%
Grade 3	123	16.8%	7.5%	7.1%	123	16.8%	7.5%	7.1%
Grade 4	113	15.5%	7.4%	7.2%	113	15.4%	7.4%	7.2%
Grade 5	111	15.2%	7.3%	7.4%	111	15.1%	7.3%	7.4%
Grade 6	0	0.0%	7.3%	7.7%	0	0.0%	7.3%	

Grade 2



Texas Education Agency
2020-21 Student Information (TAPR)
OAK HILL EL (227901148) - AUSTIN ISD - TRAVIS COUNTY

Student Information	Membership				Enrollment			
	Campus		District	State	Campus		District	State
	Count	Percent			Count	Percent		
Homeless	12	1.6%	0.8%	1.1%	12	1.6%	0.8%	1.1%
Immigrant	72	9.8%	6.4%	2.0%	72	9.8%	6.4%	2.0%
Migrant	0	0.0%	0.0%	0.3%	0	0.0%	0.0%	0.3%
Title I	12	1.6%	39.4%	64.5%	12	1.6%	39.4%	64.5%
Military Connected	4	0.5%	0.3%	2.7%	4	0.5%	0.3%	2.7%
At-Risk	324	44.3%	47.2%	49.2%	324	44.1%	47.2%	49.1%
Students by Instructional Program:								
Bilingual/ESL Education	316	43.2%	31.2%	21.0%	316	43.1%	31.2%	20.9%
Gifted and Talented Education	80	10.9%	12.3%	8.3%	80	10.9%	12.3%	8.3%
Special Education	85	11.6%	13.3%	11.1%	88	12.0%	13.4%	11.3%
Students with Disabilities by Type of Primary Disability:								
Total Students with Disabilities	85							
By Type of Primary Disability								
Students with Intellectual Disabilities	26	30.6%	50.1%	42.5%				
Students with Physical Disabilities	37	43.5%	18.3%	21.3%				
Students with Autism	**	**	12.9%	14.1%				
Students with Behavioral or Emotional Needs	15	17.6%	18.3%	20.6%				
Students with Non-Categorical Early Childhood	*	*	0.4%	1.5%				
Mobility (2019-20):								
Total Mobile Students	74	10.5%	14.3%	13.8%				
By Ethnicity:								
African American	9	1.3%	2.0%	2.8%				
Hispanic	44	6.3%	9.3%	7.1%				
White	16	2.3%	2.2%	3.1%				
American Indian	0	0.0%	0.0%	0.1%				
Asian	2	0.3%	0.4%	0.4%				

Texas Education Agency
 2020-21 Student Information (TAPR)
 OAK HILL EL (227901148) - AUSTIN ISD - TRAVIS COUNTY

Student Information	--Non-Special Education Rates--			---Special Education Rates---		
	Campus	District	State	Campus	District	State
Retention Rates by Grade:						
Kindergarten	0.8%	0.9%	1.4%	0.0%	2.2%	4.8%
Grade 1	1.0%	0.6%	1.9%	0.0%	2.1%	3.2%
Grade 2	0.0%	0.5%	1.0%	0.0%	0.5%	1.4%
Grade 3	0.0%	0.2%	0.5%	0.0%	0.2%	0.6%
Grade 4	0.0%	0.1%	0.3%	0.0%	0.6%	0.4%
Grade 5	0.0%	0.1%	0.2%	0.0%	0.5%	0.3%
Grade 6	-	0.0%	0.2%	-	0.0%	0.3%
Grade 7	-	0.2%	0.3%	-	0.0%	0.3%
Grade 8	-	0.0%	0.2%	-	0.0%	0.4%
Grade 9	-	2.3%	4.7%	-	6.9%	7.8%

Class Size Averages by Grade and Subject
 (Derived from teacher responsibility records):

Class Size Information	Campus	District	State
Elementary:			
Kindergarten	17.0	17.1	17.7
Grade 1	17.6	17.4	18.0
Grade 2	14.3	16.4	18.0
Grade 3	15.0	16.4	18.2
Grade 4	17.9	17.0	18.3
Grade 5	25.6	21.0	19.8
Grade 6	-	19.5	19.4
Secondary:			

Texas Education Agency
 2020-21 Staff Information (TAPR)
 OAK HILL EL (227901148) - AUSTIN ISD - TRAVIS COUNTY

Staff Information	----- Campus -----		District	State
	Count/Average	Percent		
Total Staff	65.0	100.0%	100.0%	100.0%
Professional Staff:	60.0	92.3%	64.7%	64.3%
Teachers	53.5	82.3%	50.3%	49.6%
Professional Support	3.5	5.4%	10.9%	10.6%
Campus Administration (School Leadership)	3.0	4.6%	3.0%	3.0%
Educational Aides:	5.0	7.7%	9.3%	10.6%
Librarians and Counselors (Headcount):				
Full-time Librarians	1.0	n/a	97.0	4,290.0
Part-time Librarians	0.0	n/a	12.0	582.0
Full-time Counselors	1.0	n/a	212.0	13,211.0
Part-time Counselors	1.0	n/a	11.0	1,126.0
Total Minority Staff:	30.5	46.9%	56.7%	51.5%
Teachers by Ethnicity:				
African American	1.0	1.9%	5.9%	11.1%
Hispanic	19.0	35.5%	33.4%	28.4%
White	30.5	57.0%	56.3%	56.9%
American Indian	0.0	0.0%	0.3%	0.3%
Asian	3.0	5.6%	2.6%	1.8%
Pacific Islander	0.0	0.0%	0.1%	0.2%
Two or More Races	0.0			



Texas Education Agency
2020-21 Staff Information (TAPR)
OAK HILL EL (227901148) - AUSTIN ISD - TRAVIS COUNTY

- Indicates there are no students in the group.
- * Indicates results are masked due to small numbers to protect student confidentiality.
- ** When only one student disability or assessment group is masked, then the second smallest student disability or assessment group is masked regardless of size.
- n/a Indicates data reporting is not applicable for this group.
- ? Indicates that the data for this item were statistically improbable or were reported outside a reasonable range.

Link to: [PEIMS Financial Standard Reports 2019-20 Financial Actual Report](#)
(To open link in a new window, press the "Ctrl" key and click on the link.)