

# 2020-21 Texas Academic Performance Report (TAPR)

District Name: AUSTIN ISD

Campus Name: MENCHACA EL

Campus Number: 227901147

2021 Accountability Rating: Not Rated: Declared State of Disaster

This page is intentionally blank.





Texas Education Agency  
2020-21 STAAR Performance (TAPR)  
MENCHACA EL (227901147) - AUSTIN ISD - TRAVIS COUNTY

Due to the cancellation of spring 2020 STAAR, 2021 and 2019 STAAR data are shown.

School Year	State	District	Campus	African American
-------------	-------	----------	--------	------------------

Texas Education Agency  
2020-21 STAAR Performance (TAPR)  
MENCHACA EL (227901147) - AUSTIN ISD - TRAVIS COUNTY

Due to the cancellation of spring 2020 STAAR, 2021 and 2019 STAAR data are shown.

- \* Indicates results are masked due to small numbers to protect student confidentiality.
- Indicates there are no students in the group.
- + Indicates that rates for reading and mathematics are based on the cumulative results from the first and second administrations of STAAR.







Texas Education Agency  
2020-21 Bilingual Education/English as a Second Language (Current EB Students/EL) (TAPR)  
MENCHACA EL (227901147) - AUSTIN ISD - TRAVIS COUNTY





Due to the cancellation of spring 2020 STAAR, 2021 and 2019 STAAR data are shown.



- \* Indicates results are masked due to small numbers to protect student confidentiality.
- Indicates there are no students in the group.
- Blank cell indicates there are no data available in the group.

Texas Education Agency  
 2020-21 STAAR Participation (TAPR)  
 MENCHACA EL (227901147) - AUSTIN ISD - TRAVIS COUNTY

Due to the cancellation of spring 2020 STAAR, 2021 and 2019 STAAR data are shown.

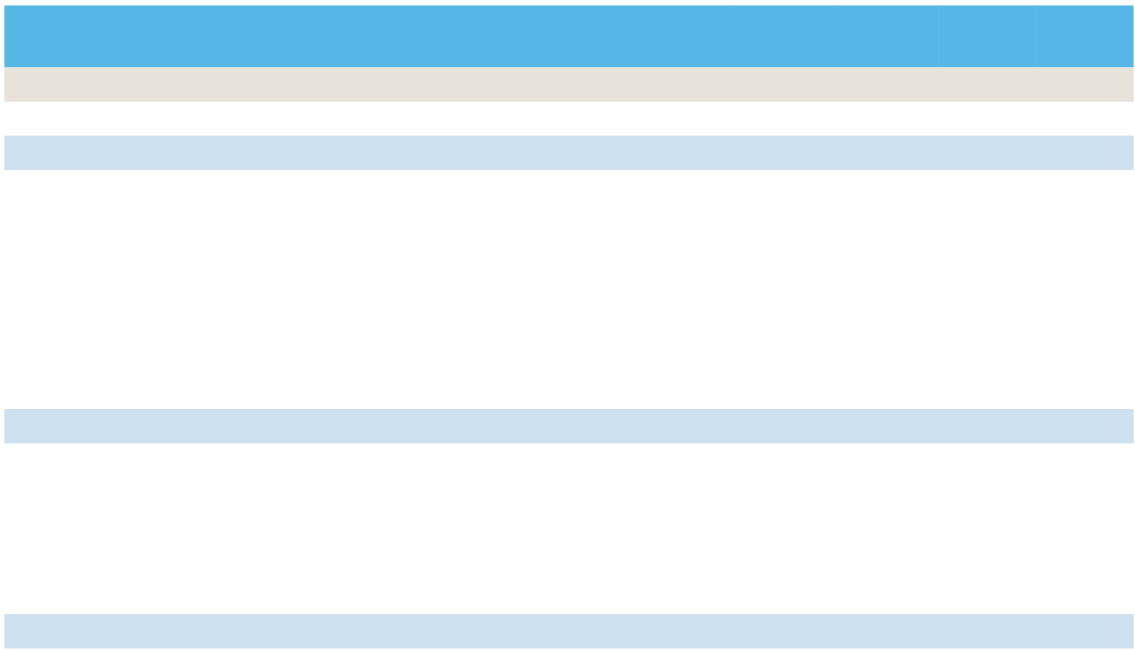
	State	District	Campus	African American	Hispanic	White	American Indian	Asian	Pacific Islander	Two or More Races	Special Ed (Current)	Special Ed (Former)	Continuously Enrolled	Non-Continuously Enrolled	Econ Disadv	EB/EL (Current & Monitored)
2021 STAAR Participation (All Grades)																
All Tests																
Assessment Participant	88%	62%	50%	51%	51%	46%	-									







Texas Education Agency  
2020-21 Graduation Profile (TAPR)



There is no data for this campus.


Texas Education Agency  
2020-21 CCMR-Related Indicators (TAPR)  
MENCHACA EL (227901147) - AUSTIN ISD - TRAVIS COUNTY

There is no data for this campus.



Texas Education Agency  
2020-21 Other Postsecondary Indicators (TAPR)  
MENCHACA EL (227901147) - AUSTIN ISD - TRAVIS COUNTY

There is no data for this campus.





Texas Education Agency  
 2020-21 Student Information (TAPR)  
 MENCHACA EL (227901147) - AUSTIN ISD - TRAVIS COUNTY

Student Information	--Non-Special Education Rates--			---Special Education Rates---		
	Campus	District	State	Campus	District	State
Retention Rates by Grade:						
Kindergarten	0.0%	0.9%	1.4%	0.0%	2.2%	4.8%
Grade 1	0.0%	0.6%	1.9%	0.0%	2.1%	3.2%
Grade 2	0.0%	0.5%	1.0%	0.0%	0.5%	1.4%
Grade 3	0.0%	0.2%				



Texas Education Agency  
2020-21 Staff Information (TAPR)  
MENCHACA EL (227901147) - AUSTIN ISD - TRAVIS COUNTY

	----- Campus -----			
Staff Information	Count/Average	Percent	District	State
Number of Students per Teacher	14.7	n/a	13.6	14.5

Staff Information	Campus	District	State
<b>Experience of Campus Leadership:</b>			
Average Years Experience of Principals	7.0	6.4	6.4
Average Years Experience of Principals with District	7.0	6.1	5.5
Average Years Experience of Assistant Principals	2.0	5.5	5.5
Average Years Experience of Assistant Principals with District	2.0	5.1	4.8
<b>Average Years Experience of Teachers:</b>			
Average Years Experience of Teachers	12.7	10.7	11.2
Average Years Experience of Teachers with District:	10.1	8.3	7.2
<b>Average Teacher Salary by Years of Experience (regular duties only):</b>			
Beginning Teachers	\$51,631	\$51,231	\$50,849
1-5 Years Experience	\$52,771	\$53,287	\$53,288
6-10 Years Experience	\$54,551	\$54,961	\$56,282
11-20 Years Experience	\$55,686	\$56,111	\$59,900
21-30 Years Experience	\$62,126	\$61,468	\$64,637
Over 30 Years Experience	-	\$70,749	\$69,974
<b>Average Actual Salaries (regular duties only):</b>			
Teachers	\$56,117	\$55,849	\$57,641
Professional Support	\$57,925	\$70,375	\$68,030
Campus Administration (School Leadership)	\$86,903	\$87,650	\$83,424
<b>Instructional Staff Percent:</b>			
	n/a	62.0%	64.6%
<b>Contracted Instructional Staff (not incl. above):</b>			
	0.0	12.0	5,731.4

	----- Campus -----			
Program Information	Count	Percent	District	State
<b>Teachers by Program (population served):</b>				
Bilingual/ESL Education	6.2	13.5%	17.3%	6.2%
Career and Technical Education	0.0	0.0%	4.2%	5.1%
Compensatory Education	0.0	0.0%	0.3%	2.8%
Gifted and Talented Education	0.0	0.0%		

Texas Education Agency  
2020-21 Staff Information (TAPR)  
MENCHACA EL (227901147) - AUSTIN ISD - TRAVIS COUNTY

- Indicates there are no students in the group.
- \* Indicates results are masked due to small numbers to protect student confidentiality.
- \*\* When only one student disability or assessment group is masked, then the second smallest student disability or assessment group is masked regardless of size.
- n/a Indicates data reporting is not applicable for this group.
- ? Indicates that the data for this item were statistically improbable or were reported outside a reasonable range.

Link to: [PEIMS Financial Standard Reports 2019-20 Financial Actual Report](#)  
(To open link in a new window, press the "Ctrl" key and click on the link.)