

2020-21 Texas Academic Performance Report (TAPR)

District Name: AUSTIN ISD

Campus Name: ST ELMO EL

Campus Number: 227901136

2021 Accountability Rating: Not Rated: Declared State of Disaster



This page is intentionally blank.

Texas Education Agency
 2020-21 STAAR Performance (TAPR)
 ST ELMO EL (227901136) - AUSTIN ISD - TRAVIS COUNTY

Due to the cancellation of spring 2020 STAAR, 2021 and 2019 STAAR data are shown.

| | School Year | State | District | Campus | African American | Hispanic | White | American Indian | Asian | Pacific Islander | Two or More Races | Special Ed (Current) | Special Ed (Former) | Continuously Enrolled | Non-Continuously Enrolled | Econ Disadv | EB/EL (Current & Monitored) |
|-------------------------------------------------------------------------|-------------|-------|----------|--------|------------------|----------|-------|-----------------|-------|------------------|-------------------|----------------------|---------------------|-----------------------|---------------------------|-------------|-----------------------------|
| STAAR Performance Rates by Tested Grade, Subject, and Performance Level | | | | | | | | | | | | | | | | | |
| Grade 3 Reading | | | | | | | | | | | | | | | | | |
| At Approaches Grade Level or Above | 2021 | 67% | 67% | 50% | - | 46% | * | - | - | - | * | * | - | 50% | * | 48% | 57% |
| | 2019 | 76% | 79% | 88% | | | | | | | | | | | | | |

Texas Education Agency
2020-21 STAAR Performance (TAPR)
ST ELMO EL (227901136) - AUSTIN ISD - TRAVIS COUNTY



Texas Education Agency
2020-21 STAAR Performance (TAPR)
ST ELMO EL (227901136) - AUSTIN ISD - TRAVIS COUNTY

Due to the cancellation of spring 2020 STAAR, 2021 and 2019 STAAR data are shown.

- * Indicates results are masked due to small numbers to protect student confidentiality.
- Indicates there are no students in the group.
- + Indicates that rates for reading and mathematics are based on the cumulative results from the first and second administrations of STAAR.

Texas Education Agency
2018-19 Progress (TAPR)
ST ELMO EL (227901136) - AUSTIN ISD - TRAVIS COUNTY

Due to the cancellation of spring 2020 STAAR, 2019 and 2018 progress data are shown.

| | School Year | State | District | Campus | African American | Hispanic | White | American Indian | Asian | Pacific Islander | Two or More Races | Special Ed (Current) | Special Ed (Former) | Continuously Enrolled | Non-Continuously Enrolled | Econ Disadv | EB/EL (Current & Monitored) |
|---------------------------------------------------------------------|-------------|-------|----------|--------|------------------|----------|-------|-----------------|-------|------------------|-------------------|----------------------|---------------------|-----------------------|---------------------------|-------------|-----------------------------|
| School Progress Domain - Academic Growth Score by Grade and Subject | | | | | | | | | | | | | | | | | |
| Grade 4 ELA/Reading | 2019 | 61 | 63 | 58 | - | 56 | * | - | * | - | * | 67 | * | 68 | 19 | 56 | 63 |
| | 2018 | 63 | 65 | 71 | * | 66 | * | - | - | - | - | 67 | * | 72 | * | 72 | 64 |
| Grade 4 Mathematics | 2019 | 65 | 67 | 63 | - | 59 | * | - | * | - | * | 44 | * | 60 | 70 | 60 | 54 |
| | 2018 | 65 | 64 | 80 | * | 77 | * | - | - | - | - | 90 | * | 81 | * | 81 | 76 |
| Grade 5 ELA/Reading | 2019 | 81 | 82 | 77 | * | 78 | 75 | - | - | - | - | 63 | * | 75 | 92 | 76 | 72 |
| | 2018 | 80 | 81 | 69 | * | 70 | * | - | * | - | * | 83 | - | 69 | 71 | 67 | 80 |
| Grade 5 Mathematics | 2019 | 83 | 83 | 85 | * | 81 | 100 | - | - | - | - | 100 | * | 85 | 83 | 86 | 89 |
| | 2018 | 81 | 82 | 82 | * | 82 | * | - | * | - | * | 83 | - | 81 | 86 | 85 | 83 |
| All Grades Both Subjects | 2019 | 69 | 68 | 71 | * | 68 | 83 | - | * | - | * | 70 | 88 | 72 | 63 | 70 | 70 |
| | 2018 | 69 | 70 | 75 | * | 74 | 93 | - | * | - | * | 81 | * | 76 | 72 | 76 | 76 |
| All Grades ELA/Reading | 2019 | 68 | 68 | 68 | * | 66 | 70 | - | * | - | * | 64 | * | 71 | 50 | 67 | 68 |
| | 2018 | 69 | 70 | 70 | * | 68 | 86 | - | * | - | * | 73 | * | 70 | 67 | 69 | 72 |
| All Grades Mathematics | 2019 | 70 | 68 | 74 | * | 70 | 95 | - | * | - | * | 76 | * | 73 | | | |

Texas Education Agency
 2020-21 Bilingual Education/English as a Second Language (Current EB Students/EL) (TAPR)
 ST ELMO EL (227901136) - AUSTIN ISD - TRAVIS COUNTY

Due to the cancellation of spring 2020 STAAR, 2021 and 2019 STAAR data are shown.

| School Year | State | District | Campus | Total Bilingual Education | BE-Trans Early Exit | BE-Trans Late Exit | BE-Dual Two-Way | BE-Dual One-Way | ALP Bilingual (Exception) | Total ESL | ESL Content-Based | ESL Pull-Out | ALP ESL (Waiver) | EB/EL with Parental Denial | Never EB/EL | Total EB/EL (Current) | Monitored & Former EB/EL |
|-----------------------------------|-------|----------|--------|---------------------------|---------------------|--------------------|-----------------|-----------------|---------------------------|-----------|-------------------|--------------|------------------|----------------------------|-------------|-----------------------|--------------------------|
| STAAR Performance Rate by Subject | | | | | | | | | | | | | | | | | |
| | | | | | | | | | | | | | | | | | |
| | | | | | | | | | | | | | | | | | |
| | | | | | | | | | | | | | | | | | |
| | | | | | | | | | | | | | | | | | |
| | | | | | | | | | | | | | | | | | |
| | | | | | | | | | | | | | | | | | |

[Redacted text block]

[Redacted text block]

[Redacted text block]

[Redacted text block]

[Redacted text block]




[Redacted text block]




[Redacted text block]

[Redacted text block]

[Redacted text block]

[Redacted text block]





Texas Education Agency
 2020-21 Attendance, Graduation, and Dropout Rates (TAPR)
 ST ELMO EL (227901136) - AUSTIN ISD - TRAVIS COUNTY

| | State | District | Campus | African American | Hispanic | White | American Indian | Asian | Pacific Islander | Two or More Races | Special Ed | Econ Disadv | |
|--|-------|----------|--------|------------------|----------|-------|-----------------|-------|------------------|-------------------|------------|-------------|--|
| | | | | | | | | | | | | | |
| | | | | | | | | | | | | | |
| | | | | | | | | | | | | | |
| | | | | | | | | | | | | | |
| | | | | | | | | | | | | | |

Texas Education Agency
2020-21 Graduation Profile (TAPR)
ST ELMO EL (227901136) - AUSTIN ISD - TRAVIS COUNTY

| | Campus Count | Campus Percent | District Count | State |
|--|-----------------|-------------------|-------------------|-------|
| | | | | |
| | | | | |
| | | | | |
| | | | | |

Texas Education Agency
2020-21 College, Career, and Military Readiness (CCMR) (TAPR)
ST ELMO EL (227901136) - AUSTIN ISD - TRAVIS COUNTY

There is no data for this campus.



Texas Education Agency
2020-21 CCMR-Related Indicators (TAPR)
ST ELMO EL (227901136) - AUSTIN ISD - TRAVIS COUNTY

There is no data for this campus.

Texas Education Agency
2020-21 Other Postsecondary Indicators (TAPR)
ST ELMO EL (227901136) - AUSTIN ISD - TRAVIS COUNTY

There is no data for this campus.

Texas Education Agency
2020-21 Student Information (TAPR)



Texas Education Agency
 2020-21 Student Information (TAPR)
 ST ELMO EL (227901136) - AUSTIN ISD - TRAVIS COUNTY

| Student Information | Membership | | | | Enrollment | | | |
|---------------------|------------|---------|----------|-------|------------|---------|----------|-------|
| | Campus | | District | State | Campus | | District | State |
| | Count | Percent | | | Count | Percent | | |
| Homeless | 7 | 2.3% | 0.8% | 1.1% | 7 | 2.3% | 0.8% | 1.1% |
| Immigrant | 31 | 10.2% | 6.4% | 2.0% | 31 | 10.2% | 6.4% | 2.0% |
| Migrant | 0 | 0.0% | 0.0% | 0.3% | 0 | 0.0% | 0.0% | 0.3% |
| Title I | 305 | 100.0% | 39.4% | 64.5% | 305 | 100.0% | 39.4% | 64.5% |
| Military Connected | 0 | 0.0% | 0.3% | 2.7% | 0 | 0.0% | 0.3% | 2.7% |
| At-Risk | 205 | 67.2% | 47.2% | 49.2% | 205 | 67.2% | 47.2% | 49.1% |

Texas Education Agency
 2020-21 Student Information (TAPR)
 ST ELMO EL (227901136) - AUSTIN ISD - TRAVIS COUNTY

| Student Information | --Non-Special Education Rates-- | | | ---Special Education Rates--- | | |
|---------------------------|---------------------------------|----------|-------|-------------------------------|----------|-------|
| | Campus | District | State | Campus | District | State |
| Retention Rates by Grade: | | | | | | |
| Kindergarten | 0.0% | 0.9% | 1.4% | 0.0% | 2.2% | 4.8% |
| Grade 1 | 0.0% | 0.6% | 1.9% | 8.3% | 2.1% | 3.2% |
| Grade 2 | 0.0% | 0.5% | 1.0% | 0.0% | 0.5% | 1.4% |
| Grade 3 | 0.0% | 0.2% | 0.5% | 0.0% | 0.2% | 0.6% |
| Grade 4 | 0.0% | 0.1% | 0.3% | 0.0% | 0.6% | 0.4% |

Texas Education Agency
2020-21 Staff Information (TAPR)
ST ELMO EL (227901136) - AUSTIN ISD - TRAVIS COUNTY

| | |
|--|--|
| | |
| | |
| | |

Texas Education Agency
2020-21 Staff Information (TAPR)
ST ELMO EL (227901136) - AUSTIN ISD - TRAVIS COUNTY

- Indicates there are no students in the group.
- * Indicates results are masked due to small numbers to protect student confidentiality.
- ** When only one student disability or assessment group is masked, then the second smallest student disability or assessment group is masked regardless of size.
- n/a Indicates data reporting is not applicable for this group.
- ? Indicates that the data for this item were statistically improbable or were reported outside a reasonable range.

Link to: [PEIMS Financial Standard Reports 2019-20 Financial Actual Report](#)
(To open link in a new window, press the "Ctrl" key and click on the link.)