

2020-21 Texas Academic Performance Report (TAPR)

District Name: AUSTIN ISD

Campus Name: MATHEWS EL

Campus Number: 227901123


2021 Accountability Rating: Not Rated: Declared State of Disaster



This page is intentionally blank.

Texas Education Agency
2020-21 STAAR Performance (TAPR)
MATHEWS EL (227901123) - AUSTIN ISD - TRAVIS COUNTY

Due to the cancellation of spring 2020 STAAR, 2021 and 2019 STAAR data are shown.

| School Year | State | District | Campus | African American | Hispanic | White | American Indian | Asian | Pacific Islander | Two or More Races | Special Ed (Current) | Special Ed (Former) | Continu- |
|-------------|-------|----------|--------|------------------|----------|-------|-----------------|-------|------------------|-------------------|----------------------|---------------------|----------|
|-------------|-------|----------|--------|------------------|----------|-------|-----------------|-------|------------------|-------------------|----------------------|---------------------|----------|





Texas Education Agency
2018-19 Progress (TAPR)
MATHEWS EL (227901123) - AUSTIN ISD - TRAVIS COUNTY

Due to the cancellation of spring 2020 STAAR, 2019 and 2018 progress data are shown.





Texas Education Agency
2020-21 Bilingual Education/English as a Second Language (Current EB Students/EL) (TAPR)
MATHEWS EL (227901123) - AUSTIN ISD - TRAVIS COUNTY

Due to the cancellation of spring 2020 STAAR, 2021 and 2019 STAAR data are shown.

- * Indicates results are masked due to small numbers to protect student confidentiality.
- Indicates there are no students in the group.
- Blank cell indicates there are no data available in the group.

Texas Education Agency
2020-21 STAAR Participation (TAPR)
MATHEWS EL (227901123) - AUSTIN ISD - TRAVIS COUNTY

Due to the cancellation of spring 2020 STAAR, 2021 and 2019 STAAR data are shown.

| | State | | |
|--|-------|--|--|
| | | | |
| | | | |
| | | | |
| | | | |

Texas Education Agency
 2020-21 Attendance, Graduation, and Dropout Rates (TAPR)
 MATHEWS EL (227901123) - AUSTIN ISD - TRAVIS COUNTY

| | State | District | Campus | African American | Hispanic | White | American Indian | Asian | Pacific Islander | Two or More Races | Special Ed | Econ Disadv | EB/EL |
|--|-------|----------|--------|------------------|----------|-------|-----------------|-------|------------------|-------------------|------------|-------------|-------|
| Class of 2020 | 83.5% | 91.2% | - | - | - | - | - | - | - | - | - | - | - |
| Class of 2019 | 83.5% | 90.3% | - | - | - | - | - | - | - | - | - | - | - |
| RHSP/DAP/FHSP-E/FHSP-DLA Graduates (Longitudinal Rate) | | | | | | | | | | | | | |
| Class of 2020 | 87.8% | 93.7% | - | - | - | - | - | - | - | - | - | - | - |
| Class of 2019 | 87.6% | 92.3% | - | - | - | - | - | - | - | - | - | - | - |
| RHSP/DAP Graduates (Annual Rate) | | | | | | | | | | | | | |
| 2019-20 | 38.6% | 2.8% | - | - | - | - | - | - | - | - | - | - | - |
| 2018-19 | 32.7% | 6.4% | - | - | - | - | - | - | - | - | - | - | - |
| FHSP-E Graduates (Annual Rate) | | | | | | | | | | | | | |
| 2019-20 | 4.4% | 2.8% | - | - | - | - | - | - | - | - | - | - | - |
| 2018-19 | 4.4% | 2.0% | - | - | - | - | - | - | - | - | - | - | - |

Texas Education Agency
 2020-21 Graduation Profile (TAPR)
 MATHEWS EL (227901123) - AUSTIN ISD - TRAVIS COUNTY

| | Campus Count | Campus Percent | District Count | State Count |
|--------------------------------------|-----------------|-------------------|-------------------|----------------|
| Graduatesf(2019-20 Annual Graduates) | | | | |
| Total Graduates | - | - | 4,530 | 360,220 |
| By Ethnicity: | | | | |
| African American | - | - | 343 | 44,729 |
| Hispanic | - | - | 2,337 | 184,060 |
| White | - | - | 1,473 | 105,215 |
| American Indian | - | - | 6 | 1,226 |
| Asian | - | - | 241 | 17,126 |
| | | | | |



There is no data for this campus.

Texas Education Agency
2020-21 CCMR-Related Indicators (TAPR)
MATHEWS EL (227901123) - AUSTIN ISD - TRAVIS COUNTY

There is no data for this campus.

Texas Education Agency
2020-21 Other Postsecondary Indicators (TAPR)
MATHEWS EL (227901123) - AUSTIN ISD - TRAVIS COUNTY


There is no data for this campus.

| Enrollment | |
|------------|--|
| | |
| | |
| | |
| | |
| | |

| | |
|--|--|
| | |
|--|--|

| | |
|--|--|
| | |
|--|--|

| | |
|--|--|
| | |
|--|--|





Texas Education Agency
2020-21 Student Information (TAPR)
MATHEWS EL (227901123) - AUSTIN ISD - TRAVIS COUNTY

| | --Non-Special Education Rates-- | ---Special Education Rates--- |
|--|---------------------------------|-------------------------------|
| | | |
| | | |

Texas Education Agency
 2020-21 Staff Information (TAPR)
 MATHEWS EL (227901123) - AUSTIN ISD - TRAVIS COUNTY

| Staff Information | ----- Campus ----- | | District | State |
|-------------------|--------------------|---------|----------|-------|
| | Count/Average | Percent | | |
| | | | | |
| | | | | |
| | | | | |
| | | | | |
| | | | | |
| | | | | |
| | | | | |
| | | | | |
| | | | | |
| | | | | |
| | | | | |
| | | | | |

Texas Education Agency
2020-21 Staff Information (TAPR)
MATHEWS EL (227901123) - AUSTIN ISD - TRAVIS COUNTY

| | |
|--|--|
| | |
| | |
| | |

Texas Education Agency
2020-21 Staff Information (TAPR)
MATHEWS EL (227901123) - AUSTIN ISD - TRAVIS COUNTY

- Indicates there are no students in the group.
- * Indicates results are masked due to small numbers to protect student confidentiality.
- ** When only one student disability or assessment group is masked, then the second smallest student disability or assessment group is masked regardless of size.
- n/a Indicates data reporting is not applicable for this group.
- ? Indicates that the data for this item were statistically improbable or were reported outside a reasonable range.

Link to: [PEIMS Financial Standard Reports 2019-20 Financial Actual Report](#)
(To open link in a new window, press the "Ctrl" key and click on the link.)