


2020-21 Texas Academic Performance Report (TAPR)

District Name: AUSTIN ISD

Campus Name: LEE EL

Campus Number: 227901121

2021 Accountability Rating: Not Rated: Declared State of Disaster



Texas Education Agency
2020-21 STAAR Performance (TAPR)
LEE EL (227901121) - AUSTIN ISD - TRAVIS COUNTY

Due to the cancellation of spring 2020 STAAR, 2021 and 2019 STAAR data are shown.



| School Year | State | District | Campus | African American | Hispanic | White | American Indian | Asian |
|-------------|-------|----------|--------|------------------|----------|-------|-----------------|-------|
|-------------|-------|----------|--------|------------------|----------|-------|-----------------|-------|



Texas Education Agency
2020-21 Bilingual Education/English as a Second Language (Current EB Students/EL) (TAPR)
LEE EL (227901121) - AUSTIN ISD - TRAVIS COUNTY

Due to the cancellation of spring 2020 STAAR, 2021 and 2019 STAAR data are shown.

- * Indicates results are masked due to small numbers to protect student confidentiality.
- Indicates there are no students in the group.
- Blank cell indicates there are no data available in the group.



Texas Education Agency
 2020-21 Attendance, Graduation, and Dropout Rates (TAPR)
 LEE EL (227901121) - AUSTIN ISD - TRAVIS COUNTY

| | State | District | Campus | African American | Hispanic | White | American Indian | Asian | Pacific Islander | Two or More Races | Special Ed | Econ Disadv | EB/EL |
|--|-------|----------|--------|------------------|----------|-------|-----------------|-------|------------------|-------------------|------------|-------------|-------|
| Class of 2020 | 83.5% | 91.2% | - | - | - | - | - | - | - | - | - | - | - |
| Class of 2019 | 83.5% | 90.3% | - | - | - | - | - | - | - | - | - | - | - |
| RHSP/DAP/FHSP-E/FHSP-DLA Graduates (Longitudinal Rate) | | | | | | | | | | | | | |
| Class of 2020 | 87.8% | 93.7% | - | - | - | - | - | - | - | - | - | - | - |
| Class of 2019 | 87.6% | 92.3% | - | - | - | - | - | - | - | - | - | - | - |
| RHSP/DAP Graduates (Annual Rate) | | | | | | | | | | | | | |
| 2019-20 | 38.6% | 2.8% | - | - | - | - | - | - | - | - | - | - | - |
| 2018-19 | 32.7% | 6.4% | - | - | - | - | - | - | - | - | - | - | - |
| FHSP-E Graduates (Annual Rate) | | | | | | | | | | | | | |
| 2019-20 | 4.4% | 2.8% | - | - | - | - | - | - | - | - | - | - | - |
| 2018-19 | 4.4% | 2.0% | - | - | - | - | - | - | - | - | - | - | - |
| FHSP-DLA Graduates (Annual Rate) | | | | | | | | | | | | | |
| 2019-20 | 81.8% | 89.4% | - | - | - | - | - | - | - | - | - | - | - |
| 2018-19 | 82.1% | 88.2% | - | - | - | - | - | - | - | - | - | - | - |
| RHSP/DAP/FHSP-E/FHSP-DLA Graduates (Annual Rate) | | | | | | | | | | | | | |
| 2019-20 | 85.8% | 91.4% | - | - | - | - | - | - | - | - | - | - | - |
| 2018-19 | 85.9% | 89.3% | - | - | - | - | - | - | - | - | - | - | - |

Texas Education Agency
 2020-21 Graduation Profile (TAPR)
 LEE EL (227901121) - AUSTIN ISD - TRAVIS COUNTY

| | Campus Count | Campus Percent | District Count | State Count |
|--------------------------------------|-----------------|-------------------|-------------------|----------------|
| Graduatesf(2019-20 Annual Graduates) | | | | |
| Total Graduates | - | - | | |




There is no data for this campus.

Texas Education Agency
2020-21 CCMR-Related Indicators (TAPR)
LEE EL (227901121) - AUSTIN ISD - TRAVIS COUNTY

There is no data for this campus.


Texas Education Agency
 2020-21 Student Information (TAPR)
 LEE EL (227901121) - AUSTIN ISD - TRAVIS COUNTY

| Student Information | Membership | | | | Enrollment | | | |
|---------------------------|------------|---------|----------|-----------|------------|---------|----------|-----------|
| | Campus | | District | State | Campus | | District | State |
| | Count | Percent | | | Count | Percent | | |
| Total Students | 420 | 100.0% | 74,725 | 5,359,040 | 420 | 100.0% | 74,871 | 5,371,586 |
| Students by Grade: | | | | | | | | |
| Early Childhood Education | 0 | 0.0% | 0.2% | 0.3% | 0 | 0.0% | 0.2% | 0.4% |
| Pre-Kindergarten | 0 | 0.0% | 4.5% | 3.7% | 0 | 0.0% | 4.5% | 3.7% |
| Kindergarten | 69 | 16.4% | 7.6% | 6.7% | 69 | 16.4% | 7.6% | 6.7% |
| Grade 1 | 61 | | | | | | | |



Texas Education Agency
 2020-21 Student Information (TAPR)
 LEE EL (227901121) - AUSTIN ISD - TRAVIS COUNTY

| Student Information | --Non-Special Education Rates-- | | | ---Special Education Rates--- | | |
|---------------------------|---------------------------------|----------|-------|-------------------------------|----------|-------|
| | Campus | District | State | Campus | District | State |
| Retention Rates by Grade: | | | | | | |
| Kindergarten | 5.0% | 0.9% | 1.4% | 0.0% | 2.2% | 4.8% |
| Grade 1 | 0.0% | 0.6% | 1.9% | 0.0% | 2.1% | 3.2% |
| Grade 2 | 0.0% | 0.5% | 1.0% | 0.0% | 0.5% | 1.4% |
| Grade 3 | 0.0% | 0.2% | 0.5% | 0.0% | 0.2% | 0.6% |
| Grade 4 | 0.0% | 0.1% | 0.3% | 0.0% | 0.6% | 0.4% |



Texas Education Agency
2020-21 Staff Information (TAPR)
LEE EL (227901121) - AUSTIN ISD - TRAVIS COUNTY

| | ----- Campus ----- |
|--|--------------------|
| | |

Texas Education Agency
2020-21 Staff Information (TAPR)
LEE EL (227901121) - AUSTIN ISD - TRAVIS COUNTY

- Indicates there are no students in the group.
- * Indicates results are masked due to small numbers to protect student confidentiality.
- ** When only one student disability or assessment group is masked, then the second smallest student disability or assessment group is masked regardless of size.
- n/a Indicates data reporting is not applicable for this group.
- ? Indicates that the data for this item were statistically improbable or were reported outside a reasonable range.

Link to: [PEIMS Financial Standard Reports 2019-20 Financial Actual Report](#)
(To open link in a new window, press the "Ctrl" key and click on the link.)