

2020-21 Texas Academic Performance Report (TAPR)

District Name: AUSTIN ISD

Campus Name: DAWSON EL

Campus Number: 227901114

2021 Accountability Rating: Not Rated: Declared State of Disaster

This page is intentionally blank.



Texas Education Agency
2020-21 STAAR Performance (TAPR)
DAWSON EL (227901114) - AUSTIN ISD - TRAVIS COUNTY

Due to the cancellation of spring 2020 STAAR, 2021 and 2019 STAAR data are shown.

| School Year | State | District | Campus |
|-------------|-------|----------|--------|
|-------------|-------|----------|--------|

Texas Education Agency
2020-21 STAAR Performance (TAPR)
DAWSON EL (227901114) - AUSTIN ISD - TRAVIS COUNTY

Due to the cancellation of spring 2020 STAAR, 2021 and 2019 STAAR data are shown.

- * Indicates results are masked due to small numbers to protect student confidentiality.
- Indicates there are no students in the group.
- + Indicates that rates for reading and mathematics are based on the cumulative results from the first and second administrations of STAAR.

Texas Education Agency
2018-19 Progress (TAPR)
DAWSON EL (227901114) - AUSTIN ISD - TRAVIS COUNTY

Due to the cancellation of spring 2020 STAAR, 2019 and 2018 progress data are shown.

| | School Year | State | District | Campus | African American | Hispanic | White | American Indian | Asian | Pacific Islander | Two or More Races | | | | |
|--|-------------|-------|----------|--------|------------------|----------|-------|-----------------|-------|------------------|-------------------|--|--|--|--|
| | | | | | | | | | | | | | | | |

Texas Education Agency
2020-21 Bilingual Education/English as a Second Language (Current EB Students/EL) (TAPR)
DAWSON EL (227901114) - AUSTIN ISD - TRAVIS COUNTY

Due to the cancellation of spring 2020 STAAR, 2021 and 2019 STAAR data are shown.

- * Indicates results are masked due to small numbers to protect student confidentiality.
- Indicates there are no students in the group.
- Blank cell indicates there are no data available in the group.

Texas Education Agency
 2020-21 Attendance, Graduation, and Dropout Rates (TAPR)
 DAWSON EL (227901114) - AUSTIN ISD - TRAVIS COUNTY

| | State | District | Campus | African American | Hispanic | White | American Indian | Asian | Pacific Islander | Two or More Races | Special Ed | Econ Disadv | |
|--|-------|----------|--------|------------------|----------|-------|-----------------|-------|------------------|-------------------|------------|-------------|--|
| | | | | | | | | | | | | | |
| | | | | | | | | | | | | | |
| | | | | | | | | | | | | | |
| | | | | | | | | | | | | | |
| | | | | | | | | | | | | | |
| | | | | | | | | | | | | | |
| | | | | | | | | | | | | | |
| | | | | | | | | | | | | | |
| | | | | | | | | | | | | | |
| | | | | | | | | | | | | | |
| | | | | | | | | | | | | | |
| | | | | | | | | | | | | | |
| | | | | | | | | | | | | | |
| | | | | | | | | | | | | | |
| | | | | | | | | | | | | | |
| | | | | | | | | | | | | | |



Texas Education Agency
 2020-21 Graduation Profile (TAPR)
 DAWSON EL (227901114) - AUSTIN ISD - TRAVIS COUNTY

| | Campus Count | Campus Percent | District Count | State Count |
|--------------------------------------|-----------------|-------------------|-------------------|----------------|
| Graduatesf(2019-20 Annual Graduates) | | | | |
| Total Graduates | - | - | 4,530 | 360,220 |
| By Ethnicity: | | | | |
| African American | - | - | 343 | 44,729 |
| Hispanic | - | - | 2,337 | 184,060 |
| White | - | - | 1,473 | 105,215 |
| American Indian | - | - | 6 | 1,226 |
| Asian | - | - | 241 | 17,126 |
| | | | | |



Texas Education Agency
2020-21 College, Career, and Military Readiness (CCMR) (TAPR)
DAWSON EL (227901114) - AUSTIN ISD - TRAVIS COUNTY



Texas Education Agency
2020-21 CCMR-Related Indicators (TAPR)
DAWSON EL (227901114) - AUSTIN ISD - TRAVIS COUNTY


There is no data for this campus.

Texas Education Agency
2020-21 Other Postsecondary Indicators (TAPR)
DAWSON EL (227901114) - AUSTIN ISD - TRAVIS COUNTY

There is no data for this campus.

Texas Education Agency
2020-21 Student Information (TAPR)





0.0%

0.0%

31.2%



42.2%

20.9%

12.3%

8.3%

22.7%



Texas Education Agency
2020-21 Student Information (TAPR)
DAWSON EL (227901114) - AUSTIN ISD - TRAVIS COUNTY

| Student Information | --Non-Special Education Rates-- | | | ---Special Education Rates--- | | |
|---------------------------|---------------------------------|----------|-------|-------------------------------|----------|-------|
| | Campus | District | State | Campus | District | State |
| Retention Rates by Grade: | | | | | | |
| Kindergarten | 0.0% | 0.9% | 1.4% | 0.0% | 2.2% | 4.8% |
| Grade 1 | 2.4% | 0.6% | 1.9% | 0.0% | 2.1% | 3.2% |
| Grade 2 | 0.0% | 0.5% | 1.0% | 0.0% | 0.5% | 1.4% |
| Grade 3 | 0.0% | 0.2% | 0.5% | 0.0% | 0.2% | 0.6% |
| Grade 4 | 0.0% | 0.1% | 0.3% | 0.0% | 0.6% | 0.4% |
| Grade 5 | 0.0% | 0.1% | 0.2% | 0.0% | 0.5% | 0.3% |
| Grade 6 | - | 0.0% | 0.2% | - | 0.0% | 0.3% |
| Grade 7 | - | 0.2% | 0.3% | - | 0.0% | 0.3% |
| Grade 8 | - | 0.0% | 0.2% | - | 0.0% | 0.4% |
| Grade 9 | - | 2.3% | 4.7% | - | 6.9% | 7.8% |

Class Size Averages by Grade and Subject
(Derived from teacher responsibility records):

| Class Size Information | Campus | District | State |
|------------------------|--------|----------|-------|
| Elementary: | | | |
| Kindergarten | 12.5 | 17.1 | 17.7 |
| Grade 1 | 17.5 | 17.4 | 18.0 |
| Grade 2 | 19.0 | 16.4 | 18.0 |
| Grade 3 | 11.0 | 16.4 | 18.2 |
| Grade 4 | 23.0 | 17.0 | 18.3 |
| Grade 5 | 21.0 | 21.0 | 19.8 |
| Grade 6 | - | 19.5 | 19.4 |
| Secondary: | | | |
| English/Language Arts | - | 15.8 | 15.7 |
| Foreign Languages | - | 18.9 | 17.8 |
| Mathematics | - | 17.2 | 16.9 |
| Science | - | 19.0 | 17.9 |
| Social Studies | - | 18.2 | 18.3 |

Texas Education Agency
2020-21 Staff Information (TAPR)
DAWSON EL (227901114) - AUSTIN ISD - TRAVIS COUNTY

| Staff Information | ----- Campus ----- | | | |
|---|--------------------|---------|----------|----------|
| | Count/Average | Percent | District | State |
| Total Staff | 44.2 | 100.0% | 100.0% | 100.0% |
| Professional Staff: | 33.2 | 75.1% | 64.7% | 64.3% |
| Teachers | 29.2 | 66.1% | 50.3% | 49.6% |
| Professional Support | 2.0 | 4.5% | 10.9% | 10.6% |
| Campus Administration (School Leadership) | 2.0 | 4.5% | 3.0% | 3.0% |
| Educational Aides: | 11.0 | 24.9% | 9.3% | 10.6% |
| Librarians and Counselors (Headcount): | | | | |
| Full-time Librarians | 1.0 | n/a | 97.0 | 4,290.0 |
| Part-time Librarians | 0.0 | n/a | 12.0 | 582.0 |
| Full-time Counselors | 1.0 | n/a | 212.0 | 13,211.0 |
| Part-time Counselors | 0.0 | n/a | 11.0 | 1,126.0 |
| Total Minority Staff: | 27.1 | 61.3% | 56.7% | 51.5% |
| Teachers by Ethnicity: | | | | |
| African American | 2.0 | 6.8% | 5.9% | 11.1% |
| Hispanic | 11.1 | 38.0% | 33.4% | 28.4% |
| White | 15.1 | 51.7% | 56.3% | 56.9% |
| American Indian | 0.0 | 0.0% | 0.3% | 0.3% |
| Asian | 1.0 | 3.4% | 2.6% | 1.8% |
| Pacific Islander | 0.0 | 0.0% | 0.1% | 0.2% |
| Two or More Races | 0.0 | 0.0% | 1.3% | 1.2% |
| Teachers by Sex: | | | | |
| Males | 2.7 | 9.3% | 25.6% | 23.8% |
| Females | 26.5 | 90.7% | 74.4% | 76.2% |
| Teachers by Highest Degree Held: | | | | |
| No Degree | 1.0 | 3.4% | 0.8% | 1.2% |
| Bachelors | 20.8 | 71.2% | 68.8% | 73.0% |
| Masters | 7.4 | 25.4% | 29.6% | 25.0% |
| Doctorate | 0.0 | 0.0% | 0.7% | 0.7% |
| Teachers by Years of Experience: | | | | |
| Beginning Teachers | 2.0 | 6.8% | 6.3% | 6.7% |
| 1-5 Years Experience | 5.0 | 17.1% | 30.0% | 27.8% |
| 6-10 Years Experience | 11.7 | 40.1% | 21.3% | 20.3% |
| 11-20 Years Experience | 7.8 | 26.7% | 26.9% | 29.1% |
| 21-30 Years Experience | 1.7 | 5.8% | 12.3% | 13.0% |
| Over 30 Years Experience | 1.0 | 3.4% | 3.3% | 3.1% |

Texas Education Agency
 2020-21 Staff Information (TAPR)
 DAWSON EL (227901114) - AUSTIN ISD - TRAVIS COUNTY

| | ----- Campus ----- | | | |
|--------------------------------|--------------------|---------|----------|-------|
| Staff Information | Count/Average | Percent | District | State |
| Number of Students per Teacher | 10.5 | n/a | 13.6 | 14.5 |

| | Campus | District | State |
|---|--------|----------|-------|
| Experience of Campus Leadership: | | | |
| Average Years Experience of Principals | 7.0 | 6.4 | 6.4 |
| Average Years Experience of Principals with District | 7.0 | 6.1 | 5.5 |
| Average Years Experience of Assistant Principals | 13.0 | 5.5 | 5.5 |
| Average Years Experience of Assistant Principals with District | 13.0 | 5.1 | 4.8 |
| Average Years Experience of Teachers: | | | |
| Average Years Experience of Teachers: | 10.8 | 10.7 | 11.2 |
| Average Years Experience of Teachers with District: | 9.1 | 8.3 | 7.2 |
| Average Teacher Salary by Years of Experience (regular duties only): | | | |
| | | | |

| | | | |
|--|--|--|--|
| | | | |
| | | | |
| | | | |

Texas Education Agency
2020-21 Staff Information (TAPR)
DAWSON EL (227901114) - AUSTIN ISD - TRAVIS COUNTY

- Indicates there are no students in the group.
- * Indicates results are masked due to small numbers to protect student confidentiality.
- ** When only one student disability or assessment group is masked, then the second smallest student disability or assessment group is masked regardless of size.
- n/a Indicates data reporting is not applicable for this group.
- ? Indicates that the data for this item were statistically improbable or were reported outside a reasonable range.

Link to: [PEIMS Financial Standard Reports 2019-20 Financial Actual Report](#)
(To open link in a new window, press the "Ctrl" key and click on the link.)