



This page is intentionally blank.





Texas Education Agency  
2020-21 STAAR Performance (TAPR)  
BROWN EL (227901109) - AUSTIN ISD - TRAVIS COUNTY

Due to the cancellation of spring 2020 STAAR, 2021 and 2019 STAAR data are shown.

School Year	State	District	Campus
-------------	-------	----------	--------

Texas Education Agency  
2020-21 STAAR Performance (TAPR)  
BROWN EL (227901109) - AUSTIN ISD - TRAVIS COUNTY

Due to the cancellation of spring 2020 STAAR, 2021 and 2019 STAAR data are shown.

- \* Indicates results are masked due to small numbers to protect student confidentiality.
- Indicates there are no students in the group.
- + Indicates that rates for reading and mathematics are based on the cumulative results from the first and second administrations of STAAR.



Texas Education Agency  
 2020-21 Bilingual Education/English as a Second Language (Current EB Students/EL) (TAPR)  
 BROWN EL (227901109) - AUSTIN ISD - TRAVIS COUNTY

Due to the cancellation of spring 2020 STAAR, 2021 and 2019 STAAR data are shown.


	School Year	State	District	Campus	Total Bilingual Education	BE-Trans Early Exit	BE-Trans Late Exit	BE-Dual Two-Way	BE-Dual One-Way	ALP Bilingual (Exception)	Total ESL	ESL Content-Based	ESL Pull-Out	ALP ESL (Waiver)	EB/EL with Parental Denial	Never EB/EL	Total EB/EL (Current)	Monitored & Former EB/EL
STAAR Performance Rate by Subject and Performance Level																		
All Grades All Subjects																		
At Approaches Grade Level or Above	2021	67%	63%	27%	22%	-	22%	-	20%	-	29%	29%	-	-	-	42%	23%	*
	2019	78%	78%	64%	67%	-	67%	-	-	-	18%	18%	-	-	*		63%	
At Meets Grade Level or Above	2021	41%	42%	8%	6%	-	6%	-	5%	-	0%	0%	-	-	-	16%	5%	*
	2019	50%	54%	30%	30%	-	30%	-	-	-	6%	6%	-	-	*		28%	
At Masters Grade Level	2021	18%	20%	3%	1%	-	2%	-	0%	-	0%	0%	-	-	-	7%	1%	*
	2019	24%	27%	17%	16%	-	16%	-	-	-	0%	0%	-	-	*		15%	
All Grades ELA/Reading																		
At Approaches Grade Level or Above	2021	68%	66%	39%	33%	-	31%	-	36%	-	43%	43%	-	-	-	57%	34%	*
	2019	75%	76%	57%	63%	-	63%	-	-	-	0%	0%	-	-	*		57%	
At Meets Grade Level or Above	2021	45%	47%	13%	9%	-	9%	-	10%	-	0%	0%	-	-	-	30%	8%	*
	2019	48%	53%	23%	23%	-	23%	-	-	-	0%	0%	-	-	*		21%	
At Masters Grade Level	2021	18%	22%	6%	3%	-	4%	-	0%	-	0%	0%	-	-	-	17%	2%	*
	2019	21%	26%	12%	11%	-	11%	-	-	-	0%	0%	-	-	*		10%	
All Grades Mathematics																		
At Approaches Grade Level or Above	2021	66%	59%	17%	13%	-	17%	-	5%	-	21%	21%	-	-	-	30%	14%	*
	2019	82%	81%	75%	77%	-	77%	-	-	-	29%	29%	-	-	*		73%	
At Meets Grade Level or Above	2021	37%	34%	5%	3%	-	4%	-	0%	-	0%	0%	-	-	-	13%	2%	*
	2019	52%	54%	45%	48%	-	48%	-	-	-	14%	14%	-	-	*		44%	
At Masters Grade Level	2021	18%	16%	2%	1%	-	1%	-	0%	-	0%	0%	-	-	-	3%	1%	*
	2019	26%	28%	27%	29%	-	29%	-	-	-	0%	0%	-	-	*		26%	






Texas Education Agency  
2020-21 Bilingual Education/English as a Second Language (Current EB Students/EL) (TAPR)  
BROWN EL (227901109) - AUSTIN ISD - TRAVIS COUNTY

Due to the cancellation of spring 2020 STAAR, 2021 and 2019 STAAR data are shown.

- \* Indicates results are masked due to small numbers to protect student confidentiality.
- Indicates there are no students in the group.
- Blank cell indicates there are no data available in the group.







The image shows a table with a blue header row and six beige data rows. The table is empty, with no text or data visible within the cells.

Education Agency  
 Graduation Profile (TAPR)  
 (109) - AUSTIN ISD - TRAVIS COUNTY

	Campus Count	Campus Percent	District Count	State Count
Graduates†(2019-20 Annual Graduates)	-	-	4,530	360,220
	-	-	343	44,729
	-	-	2,337	184,060
	-	-	1,473	105,215
Indian	-	-	6	1,226
	-	-	241	17,126
Pacific Islander	-	-	4	557
Two or More Races	-	-	126	7,307
<b>By Graduation Type:</b>				
Minimum H.S. Program	-	-	35	1,512
Recommended H.S. Program/Distinguished Achievement Program	-	-	1	952
Foundation H.S. Program (No Endorsement)	-	-	353	49,535
Foundation H.S. Program (Endorsement)	-	-	125	15,689
Foundation H.S. Program (DLA)	-	-	4,016	292,532
Special Education Graduates	-	-	440	29,018
Economically Disadvantaged Graduates	-	-	1,926	187,187

There is no data for this campus.







Texas Education Agency  
 2020-21 Student Information (TAPR)  
 BROWN EL (227901109) - AUSTIN ISD - TRAVIS COUNTY

Student Information	Membership				Enrollment			
	Campus		District	State	Campus		District	State
	Count	Percent			Count	Percent		
Total Students	452	100.0%	74,725	5,359,040	452	100.0%	74,871	5,371,586
Students by Grade:								
Early Childhood Education	0	0.0%	0.2%	0.3%	0	0.0%	0.2%	0.4%
Pre-Kindergarten	24	5.3%	4.5%	3.7%	24	5.3%	4.5%	3.7%
Kindergarten	65	14.4%	7.6%	6.7%	65	14.4%	7.6%	6.7%
Grade 1	70	15.5%	7.7%	7.1%	70	15.5%	7.7%	7.1%



Texas Education Agency  
 2020-21 Student Information (TAPR)  
 BROWN EL (227901109) - AUSTIN ISD - TRAVIS COUNTY


Student Information	Membership				Enrollment			
	Campus		District	State	Campus		District	State
	Count	Percent			Count	Percent		
Homeless	1	0.2%	0.8%	1.1%	1	0.2%	0.8%	1.1%
Immigrant	145	32.1%	6.4%	2.0%	145	32.1%	6.4%	2.0%
Migrant	0	0.0%	0.0%	0.3%	0	0.0%	0.0%	0.3%
Title I	452	100.0%	39.4%	64.5%	452	100.0%	39.4%	64.5%
Military Connected	0	0.0%	0.3%	2.7%	0	0.0%	0.3%	2.7%
At-Risk	367	81.2%	47.2%	49.2%	367	81.2%	47.2%	49.1%
Students by Instructional Program:								
Bilingual/ESL Education	342	75.7%	31.2%	21.0%	342	75.7%	31.2%	20.9%
Gifted and Talented Education	26	5.8%	12.3%	8.3%	26	5.8%	12.3%	8.3%
Special Education	44	9.7%	13.3%	11.1%	44	9.7%	13.4%	11.3%

367

Texas Education Agency  
 2020-21 Student Information (TAPR)  
 BROWN EL (227901109) - AUSTIN ISD - TRAVIS COUNTY

Student Information	--Non-Special Education Rates--			---Special Education Rates---		
	Campus	District	State	Campus	District	State
Retention Rates by Grade:						
Kindergarten	0.0%	0.9%	1.4%	0.0%	2.2%	4.8%
Grade 1	0.0%	0.6%	1.9%	0.0%	2.1%	3.2%
Grade 2	0.0%	0.5%	1.0%	6.7%	0.5%	1.4%
Grade 3	0.0%	0.2%				

Texas Education Agency  
 2020-21 Staff Information (TAPR)  
 BROWN EL (227901109) - AUSTIN ISD - TRAVIS COUNTY



Staff Information	----- Campus -----			District	State
	Count/Average	Percent			
Total Staff	36.2	100.0%	100.0%	100.0%	100.0%
Professional Staff:	32.2	88.9%	64.7%	64.3%	
Teachers	28.2	77.9%	50.3%	49.6%	



Texas Education Agency  
 2020-21 Staff Information (TAPR)  
 BROWN EL (227901109) - AUSTIN ISD - TRAVIS COUNTY

Staff Information	----- Campus -----		District	State
	Count/Average	Percent		
Number of Students per Teacher	16.0	n/a	13.6	14.5



Texas Education Agency  
2020-21 Staff Information (TAPR)  
BROWN EL (227901109) - AUSTIN ISD - TRAVIS COUNTY

- Indicates there are no students in the group.
- \* Indicates results are masked due to small numbers to protect student confidentiality.
- \*\* When only one student disability or assessment group is masked, then the second smallest student disability or assessment group is masked regardless of size.
- n/a Indicates data reporting is not applicable for this group.
- ? Indicates that the data for this item were statistically improbable or were reported outside a reasonable range.

Link to: [PEIMS Financial Standard Reports 2019-20 Financial Actual Report](#)  
(To open link in a new window, press the "Ctrl" key and click on the link.)